

Pakistan Floods 2022

Weekly Highlights

Key points

- Water is now mostly receding across the country, with all rivers at a low or very low flood risk level. Provincial authorities have warned that it could take 3 to 6 months for the water to completely recede.
- Around 7.6 million people are estimated to be temporarily displaced (figure still being verified).
- 84 districts are now classified as calamity-hit, 3 new ones were added by the NDMA in Gilgit Baltistan province on 20 September.
- **Access to basic services:** Two out of three refugees in Khyber Pakhtunkhwa and Balochistan do not have access to essential services, mainly due to the unavailability of service in the area and the discontinuity of services due to flooding, according to an IRC assessment.
- **Education:** At least 23,900 schools damaged or destroyed in the floods country-wide, most of which in Sindh, with more than 5,500 still used as relief camps.
- **Food security:** The country is undergoing a shortage of 2.6 billion tonnes of wheat. However, according to the National Flood Response Coordination Centre, the current stocks of wheat and other food items are enough to meet the annual national demand of 30.5 million tons of wheat this year.
- **Health:** Due to water stagnating, mosquitos have been proliferating, leading to a significant increase in mosquito-borne diseases, such as malaria and dengue. Over 2.7 million people have been treated for water-borne diseases in flood-hit regions since 1 July. In Sindh province, gastroenteritis and malaria have been reported to be the major morbidity cause among internally displaced persons living in relief camps and flooded localities. In Balochistan, 43% of girls, 45% of boys and 55% of caregivers reported to be showing signs of stress, according to the UN Rapid Needs Assessment in Balochistan province.
- **Logistics:** In Sindh, significant and prolonged power outages have been reported, as three grid stations in Khairpur Nathan Shah, Faridabad, Bhan Syedabad are yet to be made functional, affecting at least 900 villages.
- **Protection:** In Balochistan and Khyber Pakhtunkhwa, half of the refugee population in the districts surveyed by IRC report feeling unsafe, mainly due to weather events and related risks, and to a lesser extent due to violence, community conflict or threats. In Quetta, there is growing concern within the community regarding child marriage, intimate partner violence and behavioral changes in children, as well as a lack of adequate information on available services.
- **Shelter:** More than 2 million houses damaged, of which 800,000 fully, a sharp increase (+70%) since 1 September due to the new floods in Lower Sindh.
- **WASH:** 57% of the refugee population assessed by IRC in Balochistan and Khyber Pakhtunkhwa do not have safe drinking water in their communities.

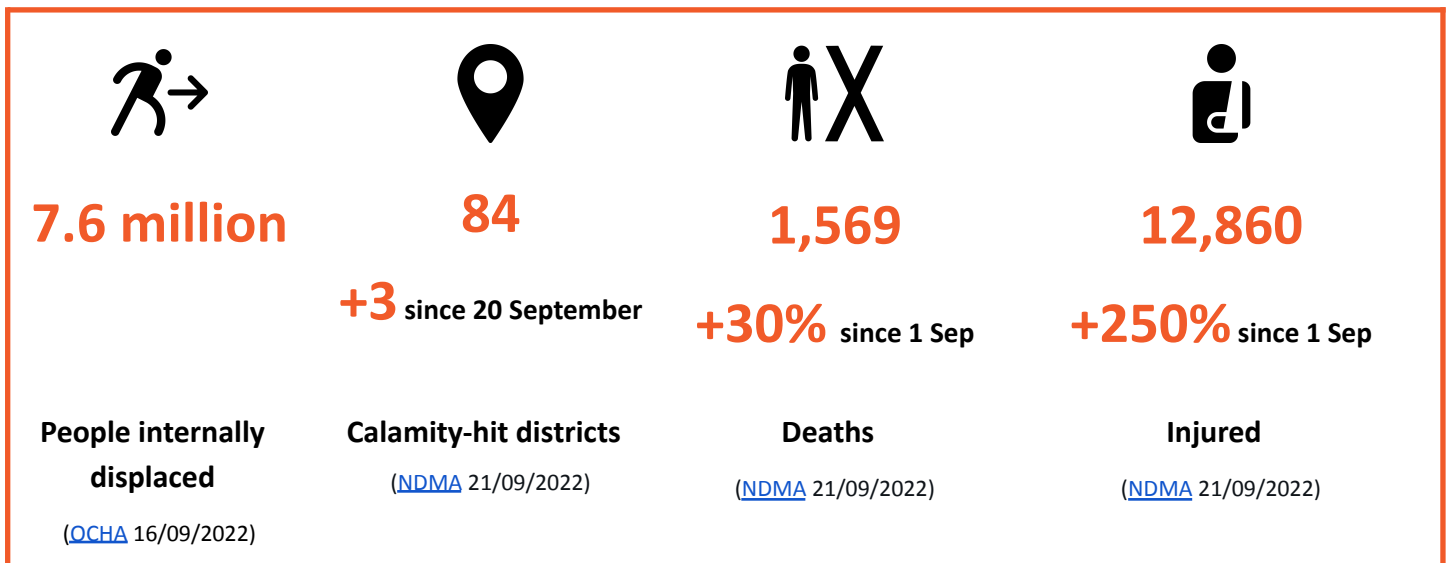
Shortcuts to provincial updates: [Balochistan](#), [Gilgit- Baltistan](#), [Khyber Pakhtunkhwa](#), [Punjab](#), [Sindh](#)

Overview of the floods

A combination of heavy rains, an overflowing from the Indus River and glacial lake outbursts, have inundated much of the country, particularly affecting Balochistan, Khyber Pakhtunkhwa, Punjab and Sindh provinces, resulting in extreme urban and flash flooding and landslides. **Water is however now mostly receding across the country, with all rivers at a low or very low flood risk level** ([The Express Tribune](#) 19/09/2022, [Dawn](#), [UNOSAT](#) 16/09/2022). Provincial authorities have warned that **it could take 3 to 6 months for the water to completely recede** ([NY Times](#) 14/09/2022).

Dry weather is mainly expected over most parts of the country, with isolated thunderstorm/rain over the upper catchment of all the major rivers along with Rawalpindi, Gujranwala, Lahore & Kalat Divisions ([GoP Meteorological Department](#) 21/09/2022).

Country Impact overview



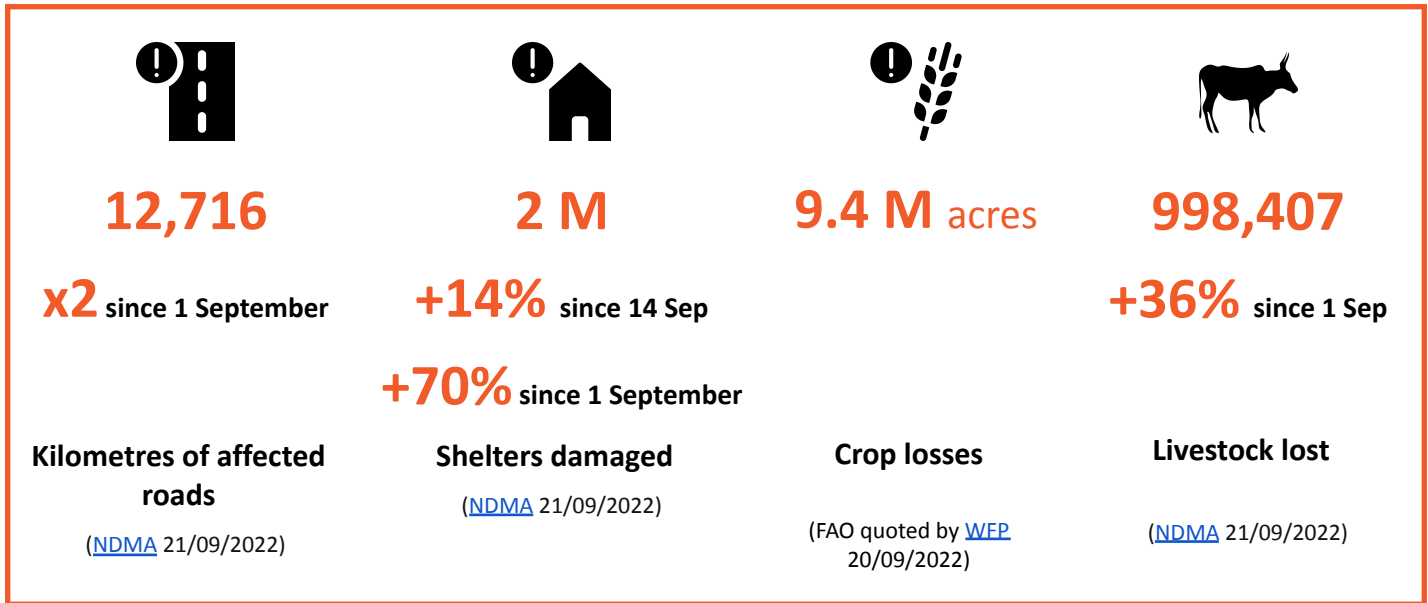
Cross sector

Key figures

- 80 million people affected by rains ([UNHCR](#) 09/09/2022), 6.4 million people in need ([OCHA, GoP](#) 30/08/2022)
- Around 7.6 million people temporarily displaced - figure still being verified ([OCHA](#) 16/09/2022).
- Increased poverty rates from 21.9% to over 36% ([IRC](#) 07/09/2022)
- Increased unemployment rate by 1 to 1.5%, reaching 6 to 7% ([Pakistan Observer](#) 07/09/2022)
- Between USD 12 to 30 billion flood losses ([Pakistan Observer](#), [Dawn](#) 10/09/2022)

Latest updates

- **Rise in the number of calamity-hit districts:** 84 districts are now classified as calamity-hit, 3 new ones in Gilgit Baltistan province since 20 September ([NDMA](#) 21/09/2022).
- **Impact on cotton and rice exports:** As Pakistan is the fifth-largest cotton producer, accounting for 5% of global output, the recent flood, which significantly affected cotton fields, could threaten the country's exports and even lead to a need for cotton imports. Similarly, Pakistan is the world's fourth largest rice exporter, which could affect global food chains ([Pakistan Today](#) 18/09/2022).



Education

Key figures

- 3.5 million children with disrupted education ([Education Cluster](#) 11/09/2022)
- At least 23,900 schools damaged or destroyed in the floods, most of which in Sindh, with more than 5,500 still used as relief camps ([UNICEF](#) 20/09/2022, [OCHA](#) 16/09/2022)
- More than 5,500 schools used as shelters for displaced populations ([Education Cluster](#) 11/09/2022)

Latest updates

- **Priority need:** Rebuilding educational infrastructure is needed to ensure children can go back to school. However, reconstruction work has been slow following past disasters, with schools destroyed by the 2005 earthquake only rebuilt in 2021. Experts fear that it could take more than 15 years to complete the reconstruction of all schools damaged in the floods ([Pakistan Today](#) 16/09/2022).

Food security and Livelihoods

Key figures

- 9.4 million acres of crops affected according to FAO, over half of which in Sindh ([WFP](#) 20/09/2022) and at least 998,407 livestock lost ([NDMA](#) 21/09/2022).
- Inflation projected to go up to 24% to 27% ([IRC](#) 07/09/2022)
- 30 to 40% reduction of milk and meat expected in the coming months, leading to severe shortages ([Pakistan Today](#) 08/09/2022)
- Lack of fodder threatening the survival of animals ([Pakistan Today](#) 08/09/2022)

Latest updates

- **Shortage of wheat:** The country is undergoing a shortage of 2.6 billion tonnes of wheat ([Pakistan Today](#)

18/09/2022). However, according to the National Flood Response Coordination Centre, the current stocks of wheat and other food items are enough to meet the annual national demand of 30.5 million tons of wheat this year ([Pakistan Today](#) 20/09/2022).

Health

Key figures

- Nearly 2,000 health facilities have been fully or partially damaged ([WHO](#) 17/09/2022).
- Increased incidences of malaria, dengue, diarrhoea and cholera being reported - About 14,000 daily cases of diarrhoea, 15,000 of skin infections and 13,000 of acute respiratory diseases reported at government-run medical camps in flood-affected areas since July ([Dawn](#) 05/09/2022). Eye infection, typhoid, hepatitis A, malaria, dengue fever and snake bites also growingly reported ([WHO](#) 05/09/2022, [HF](#) 02/09/2022, [The Express Tribune](#) 15/09/2022).

Latest updates

- **High disease caseload:** Over 2.7 million people have been treated for water-borne diseases at makeshift or mobile hospitals set up in flood-hit regions since 1 July ([Pakistan Observer](#) 21/09/2022). Due to water stagnating, mosquitos have been proliferating, leading to a significant increase in mosquito-borne diseases, such as malaria and dengue ([WHO](#) 17/09/2022).
- **Damages to vaccine storage:** Extensive damage to the cold chain for vaccines have been reported, with 349 refrigerators and solar direct drive systems damaged according to rapid needs assessments, with more being found as the floodwaters recede ([UNICEF](#) 20/09/2022).

Logistics and access

Key figures

- Around 12,700 km of roads damaged by the rains and at least 374 bridges affected ([NDMA](#) 20/09/2022). At least 67% of the country's roads suffered some type of damage ([OCHA](#) 14/09/2022).

Protection

Key figures

- Increase by more than double of gender-based, child protection and other protection concerns since the pre-monsoon period, according to the Protection Sector ([OCHA](#) 09/09/2022).

Latest updates

- **Risk of sexual exploitation and abuse:** Due to the disruption of protection systems, the risk of exposure of the affected women and children to sexual exploitation and abuse, including child marriage, rape, harassment and trafficking, remains high ([UNICEF](#) 20/09/2022, [OCHA](#) 16/09/2022).

Shelter/NFIs

Key figures

- More than 2 million houses damaged, of which 800,000 fully, a sharp increase since last week due to the new floods in Lower Sindh ([NDMA 21/09/2022](#)).

WASH

Key figures

- 30% of water systems estimated to have been damaged ([UNICEF 01/09/2022](#)).
- 63% of the population reported access to sufficient and quality drinking water as a serious issue ([ACTED 03/09/2022](#)).

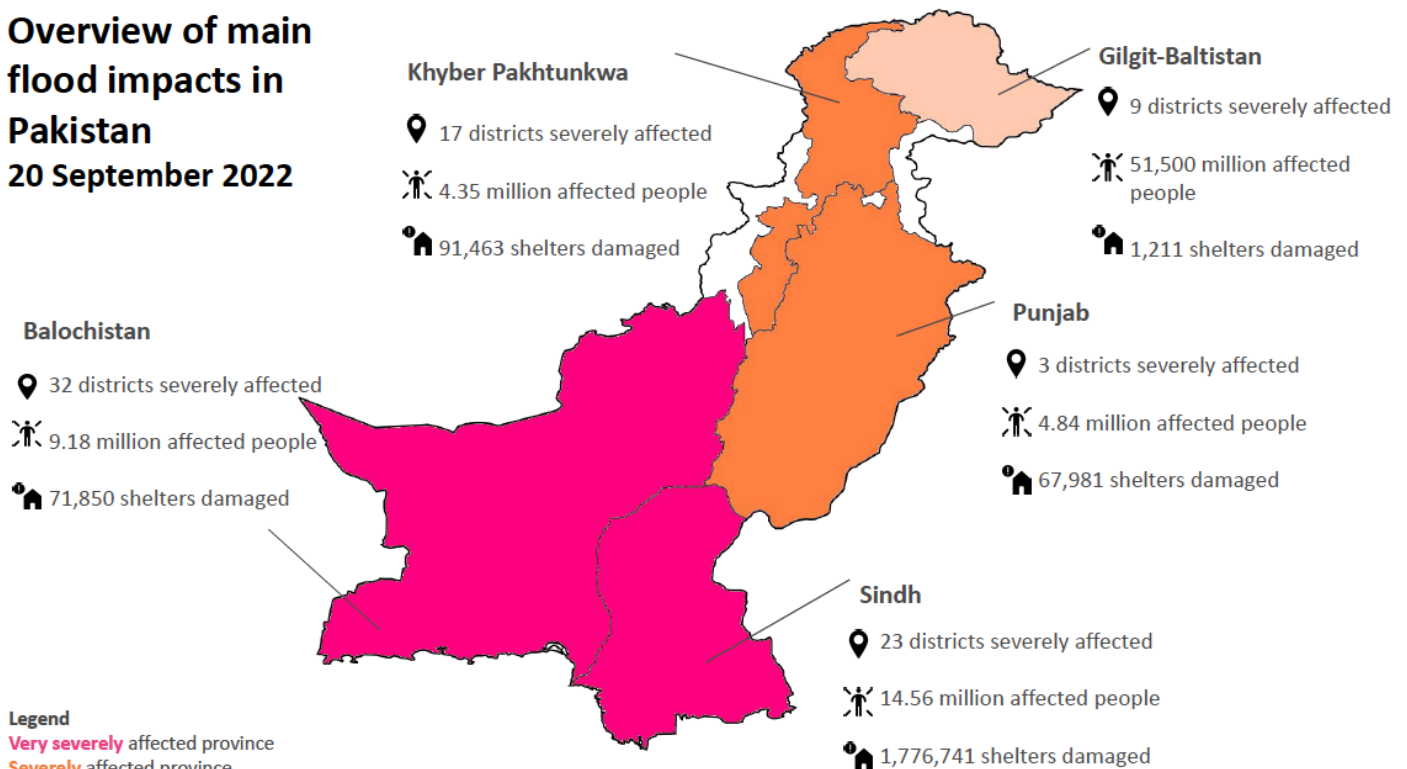
Latest updates

- **Disruption of water supply:** Water supply is still mainly disrupted, forcing people to drink unsafe water, heightening the risk of water-borne diseases spreading ([WHO 17/09/2022](#)).

Provincial level

The five most affected provinces are Balochistan, Sind, Khyber Pakhtunkhwa, Punjab and Gilgit-Baltistan. However, many more districts, without an official ‘calamity’ official level are also reportedly impacted.

Overview of main flood impacts in Pakistan 20 September 2022



Legend
Very severely affected province
Severely affected province
Moderately affected province

Source: NDMA 20/09/2022

Balochistan Province

Cross sector

Key figures

- 9.18 million people affected in 32 districts as of 21 September ([NDMA 21/09/2022](#)).

Latest updates

- **Priority needs:** The main needs reported by refugees in Khyber Pakhtunkhwa (KP) and Balochistan are shelter, healthcare, cash assistance and food, reported by between 42% and 44% of IRC respondents. Among key informants, priorities vary slightly, with a higher prioritisation of education (equal to shelter, food and healthcare) over cash assistance ([IRC 19/09/2022](#)).
- **Access to information:** The refugee population in the Balochistan districts of Pishin, Killa Abdullah, Chaman and Chaghi face severe problems in accessing information. 58% in Pishin, 22% in Killa Abdullah, 85% in Chaman, and 85% of the population in Chaghi report no access to information. The main barriers are discontinuity of mobile services, lack of internet, interruption of social networks, weak signal or lack of television due to no electricity, with no clear trends to establish patterns for these gaps in access to information. The refugee population in Balochistan and KP prioritises information about the weather (in view of possible further flooding) and about ways to obtain humanitarian assistance ([IRC 19/09/2022](#)).
- **Access to services:** Two out of three refugees in KP and Balochistan do not have access to essential services, the two main reasons being the unavailability of service in the area and the discontinuity of services due to flooding ([IRC 19/09/2022](#)).
- **Vulnerable groups:** According to the community respondents in Balochistan and KP, refugee women and adolescent girls are highly vulnerable, as reported by 83% of respondents, followed by pregnant & lactating women (81%), persons with disabilities (69%), and persons with chronic illnesses (50%) ([IRC 19/09/2022](#)).

Education

Key figures

- 3,000 schools across 26 districts damaged as of 15 September, mostly in Lasbella and Quetta districts, including at least 977 fully destroyed and 577 used as shelters as of 11 September, affecting 386,000 students ([The Express Tribune 15/09/2022](#), [Education Cluster 11/09/2022](#))

Latest updates

- **Damaged and inoperative schools:** With the exception of Lower Dir, where 83% of refugee schools are operational, all other districts surveyed in both Balochistan and KP have less than 30% of their schools operational, most notably Nowshera where 88% of schools are out of service due to damage or being used as temporary shelters ([IRC 19/09/2022](#)).

 **Food security and Livelihoods****Key figures**

- 900,000 acres of crops have been affected, according to the PDMA ([Pakistan Observer](#) 17/09/2022). 108,229 acres destroyed, according to the Ministry of National Food Security and Research ([Pakistan Today](#) 14/09/2022).
- 500,000 livestock lost ([NDMA](#) 21/09/2022).
- 61% of livestock keepers reported symptoms of transboundary animal diseases ([FAO](#) 07/09/2022).

Latest updates

- **Loss of fruits:** Experts estimate that nearly 50% peaches and 30% apples have been damaged ([Pakistan Today](#) 18/09/2022).
- **Coping mechanisms:** The negative coping mechanisms identified in KP and Balochistan among the refugee population are not directly related to the floods or the situation generated by the floods, but are cultural or structural in nature. Key informants identified child labour (75%), early marriage (52%), domestic violence (52%) as the main ones, while the only purely economic coping mechanism is selling goods, identified by 27% of key informants. Chaghi and Chaman are the only two districts where no reductions in food intake are identified, while in Pishin three out of four refugees have reduced their food intake and in Killah Abdullah 57% ([IRC](#) 19/09/2022).
- **Markets:** While a significant percentage of markets in some districts are identified as undersupplied or non-functional, the main problem in terms of purchasing food and basic goods is the lack of financial means to afford these purchases, with 87% of refugees in Balochistan and KP unable to access basic purchases. Cash is by far the main support these communities need, with 76% of them indicating it ([IRC](#) 19/09/2022).

 **Health****Key figures**

- High rise in cases of diarrhoea, skin infections, gastrointestinal illness, respiratory infections ([MSF](#) 01/09/2022, [IRC](#) 22/08/2022).
- 297 health centres damaged, according to the health Ministry ([Pakistan Observer](#) 20/09/2022).

Latest updates

- **Poor quality of health services:** The few health facilities for the refugee population in KP and Balochistan lack most basic services, are damaged by floods or lack sufficient medical supplies and medicines to ensure dignified care. Community-based key informants rate the state of these facilities significantly more negatively than the government informants in charge of some of these facilities. According to community key informants, 75% of the Balochistani health centres surveyed lack minimum standards ([IRC](#) 19/09/2022).
- **Rise in diseases:** The main health concerns among refugees in Balochistan are directly related to the floods. 88% of respondents consider skin infections to be their main health concern, followed by diarrhoea, which concerns 70% of refugees in these districts. Malaria or dengue fever, maternal and child health problems or other gastro-intestinal conditions are the second level of concern. These perceptions have been confirmed by health data, with a significant increase in the prevalence of some of these conditions: +80% of cases of diarrhoea, +60% of cases of malaria and respiratory infections and +46% of cases of skin infections and high fevers among the

refugee population in KP and Balochistan ([IRC 19/09/2022](#)). In Dera Allah Yar district, out of 300 people tested daily, nearly 70% are positive to malaria, according to the head of a government-run district hospital in Jafferabad ([Pakistan Today 18/09/2022](#)). Naseerabad division and Mach district also reports a rise in malaria ([Pakistan Today 17/09/2022](#)).

- **Pre-existing health problems among scarcity and aggravated by floods:** 80% of key informants in Balochistan and KP consider that there are physical health problems among refugees in their catchment areas exacerbated since the onset of the floods and in environments where materials and medicines are scarce ([IRC 19/09/2022](#)).
- **Most immediate health needs:** The most immediate health needs of refugees in the districts surveyed in Balochistan are medicines and supplies, skilled personnel and, as a second priority, ongoing assistance or transport, among others ([IRC 19/09/2022](#)).
- **Mental health impact:** 43% of girls, 45% of boys and 55% of caregivers reported to be showing signs of stress, according to the UN Rapid Needs Assessment ([UNICEF 20/09/2022](#)).

Logistics

Key figures

- At least 1,850 km of roads affected and 22 bridges damaged, with no new damage since the previous report ([NDMA 21/09/2022](#)).

Latest updates

- **Railways blocked:** Soil track erosion suspended railway operations on track Chaghi-Nushki and damaged bridge suspended operation on track Quetta to Sibi ([PDMA Balochistan 19/09/2022](#)).
- **Communication towers damaged:** 50 mobile communication towers are unserviceable due to power issues ([PDMA Balochistan 19/09/2022](#)).

Protection

Key figures

- 9 out of 10 affected people in Balochistan felt somewhat not safe or not safe at all as of mid-August ([IRC 22/08/2022](#)).

Latest updates

- **Refugees feeling unsafe:** Half of the refugee population in the districts surveyed by IRC in Balochistan and KP report feeling unsafe mainly due to weather events and related risks, and to a lesser extent due to violence, community conflict or threats ([IRC 19/09/2022](#)).
- **Protection concerns:** According to the observations shared by partners and community level information collected from refugees in Quetta, there is growing concern within the community regarding child marriage, intimate partner violence and behavioral changes in children, as well as a lack of adequate information on available services. Severe gaps in available GBV services or referral mechanisms have also been reported ([OCHA 16/09/2022](#)).
- **Gaps and challenges:** Access remains constraint for vulnerable groups ([OCHA 16/09/2022](#))

Shelter/NFIs

Key figures

- More than 71,850 houses damaged, of which close to 20,000 fully destroyed ([NDMA 21/09/2022](#)).

WASH

Key figures

- Up to 30% of water systems damaged ([OCHA 02/09/2022](#)).

Latest updates

- **Lack of access to safe drinking water:** 57% of the refugee population assessed by IRC in Balochistan and KP do not have safe drinking water in their communities. In Balochistan, data on refugee access to water provided by community key informants and by NGO and government representatives differ considerably. According to the former, Pishin is the district with the worst rate of access to safe drinking water with 63% of households deprived of this service, while the latter put it at only 40%, while in Killa Abdullah district, government and NGO informants estimate that over 70% of the refugee population lacks access to safe drinking water, according to 53% of community informants. The disparity extends, albeit to a lesser extent, to the other districts, so these data should be used with caution ([IRC 19/09/2022](#)).
- All indicators measured by IRC in the WASH sector for the Afghan refugee population in Balochistan and KP are in risk ranges as shown in the table below:

Indicators	Pishin	Killa Abdullah	Chaman	Chaghi	Nowshera	Lower Dir	Cumulative
% of people do not have access to sufficient water	45%	66%	52%	40%	69%	70%	57%
% of people without basic hygiene supplies	75%	64%	51%	50%	63%	60%	61%
% of women and girls face difficulties in safely accessing toilets (especially when houses are damaged and people are displaced)	74%	61%	53%	48%	64%	41%	57%
% of people do not have access to a toilet facility	68%	68%	71%	63%	77%	80%	70%

Source: [IRC 19/09/2022](#)

- **Lack of access to sanitation:** Of particular concern is the situation in Pishin, where 75% of the population and the same percentage of women and girls lack basic and feminine hygiene NFIs, and where 68% of the population lack toilets of any kind after the floods. It is precisely the lack of availability or access to safe sanitation that is the most prominent gap in Balochistan (between 63% and 71% of refugees lack sanitation), posing a serious risk of contracting waterborne diseases, vector generation or being exposed to risky and unprotected situations when trying to improvise places to defecate ([IRC 19/09/2022](#)).

Gilgit- Baltistan Province

Cross sector

Key figures

- 51,500 people affected ([NDMA 21/09/2022](#)).
- Very limited information is available on the damages and needs in this province. While less affected than other provinces, 9 districts have still been classified as 'calamity-hit' by the NDMA as of 21 September, a rise from the previous 6 districts ([NDMA 21/09/2022](#)).

Logistics

Key figures

- At least 16 kilometres of roads and 65 bridges damaged ([NDMA 21/09/2022](#)).

Shelter/NFIs

Key figures

- 1,211 houses damaged, of which 575 fully destroyed ([NDMA 21/09/2022](#)).

Khyber Pakhtunkhwa Province

Cross sector

Key figures

- 4.35 million people affected in 17 districts ([NDMA 21/09/2022](#)).
- 800,000 Afghan refugees settled in the province ([UNHCR 02/09/2022](#)).
- Immediate needs include food, shelter and medical care for affected populations, while key informants mention food, WASH and cash assistance ([IRC 13/09/2022](#))
- Significant gaps in delivery, with 25% of the surveyed population in Swat mentioned having received assistance as of mid-September and 0% in Tank ([IRC 13/09/2022](#)).
- Significant barriers in accessing basic services, with only 44% of the population having access to food, livelihood and health services, 35% to shelter and around 30% for women and child protection and WASH ([IRC 13/09/2022](#)).
- Negative coping mechanisms include child labor (45%), sale of goods (35%), criminal activities (18%), aggression and violence of various kinds (14%) and forced marriage (12%) ([IRC 13/09/2022](#)).

Latest updates

- **Priority needs:** The main needs reported by refugees in KP and Balochistan are shelter, healthcare, cash assistance and food, reported by between 42% and 44% of IRC respondents. Among key informants, priorities

vary slightly, with a higher prioritisation of education (equal to shelter, food and healthcare) over cash assistance ([IRC 19/09/2022](#)).

- **Access to information:** The refugee population in the KP districts of Nowshera and Lower Dir face severe problems in accessing information. 63% of the refugee population in Nowshera and 59% in Lower Dir report no access to information. In Lower Dir the main barriers for the refugee population are related to mobile phone signal or discontinued services, while in Nowshera almost 90% of refugees have stopped accessing information via television because of power cuts. ([IRC 19/09/2022](#)). The refugee population in Balochistan and KP prioritises information about the weather (in view of possible further flooding) and about ways to obtain humanitarian assistance ([IRC 19/09/2022](#)).
- **Access to basic services:** Two out of three refugees in KP and Balochistan do not have access to essential services, the two main reasons being the unavailability of service in the area and the discontinuity of services due to flooding ([IRC 19/09/2022](#)).
- **Vulnerable groups:** According to the community respondents in Balochistan and KP, refugee women and adolescent girls are highly vulnerable, as reported by 83% of respondents, followed by pregnant & lactating women (81%), persons with disabilities (69%), and persons with chronic illnesses (50%) ([IRC 19/09/2022](#)).

Education

Key figures

- At least 1,400 schools damaged ([OCHA 16/09/2022](#)).
- Priority needs include school repairs, cleaning and drainage, establishment of new places to teach classes, educational kits or cash assistance to meet all the education needs ([IRC 13/09/2022](#)).
- 26% of respondents reported access to education facilities ([IRC 13/09/2022](#)).

Latest updates

- **Damaged and inoperative schools:** With the exception of Lower Dir, where 83% of refugee schools are operational, all other districts surveyed in both Balochistan and KP have less than 30% of their schools operational, most notably Nowshera where 88% of schools are out of service due to damage or being used as temporary shelters ([IRC 19/09/2022](#)).

Food security and Livelihoods

Key figures

- 778,742 acres of crops destroyed, according to the Ministry of National Food Security and Research ([Pakistan Today 14/09/2022](#)).
- 21,328 livestock lost, no changes in the last week ([NDMA 21/09/2022](#)).
- 800 shops or markets damaged in the districts visited by IRC, with around half inoperative ([IRC 13/09/2022](#)).
- Unavailability of basic goods reported in one in three shops or markets ([IRC 13/09/2022](#)).
- About a third of the population cannot afford basic necessities due to the loss of their livelihoods ([IRC 13/09/2022](#)).
- 75% of the population surveyed reported difficulties accessing food, with more than half relying on humanitarian

assistance as their main source of food since the floods began ([IRC 13/09/2022](#)).

Latest updates

- **Destruction of irrigation infrastructure:** The destruction of irrigation systems threatens the preparations of the agricultural land for the upcoming wheat sowing season, with no available system to water the crops ([Pakistan Observer 16/09/2022](#)).
- **Coping mechanisms:** The negative coping mechanisms identified in KP and Balochistan among the refugee population are not directly related to the floods or the situation generated by the floods, but are cultural or structural in nature. Key informants identified child labour (75%), early marriage (52%), domestic violence (52%) as the main ones, while the only purely economic coping mechanism is selling goods, identified by 27% of key informants. However, some reduction in the amount of food that communities eat on a daily basis is identified, with 14% of the population in Lower Dir and 38% in Nowshera ([IRC 19/09/2022](#)).
- **Markets:** While a significant percentage of markets in some districts are identified as undersupplied or non-functional, the main problem in terms of purchasing food and basic goods is the lack of financial means to afford these purchases, with 87% of refugees in Balochistan and KP unable to access basic purchases. Cash is by far the main support these communities need, with 76% of them indicating it ([IRC 19/09/2022](#)).

Health

Key figures

- 221 health facilities damaged, including at least 53 fully ([Pakistan Observer 20/09/2022](#)).
- 29% of health centres or health facilities surveyed by IRC are out of service (75% in DI Khan district) ([IRC 13/09/2022](#)).
- Adequate staff and medicines in only 6% of health centres ([IRC 13/09/2022](#)).
- Skin infections, diarrhoea and fever experienced the greatest increase of reported cases ([IRC 13/09/2022](#)). Increasing number of cases of acute respiratory diseases, hepatitis and typhoid ([Dawn 12/09/2022](#)).
- More than 50% of the population in the most affected districts of the province have had their mental health affected ([IRC 13/09/2022](#)).

Latest updates

- **Poor quality of health services:** The few health facilities for the refugee population in KP and Balochistan lack most basic services, are damaged by floods or lack sufficient medical supplies and medicines to ensure dignified care. Based on the indicators provided by community key informants, 25% of the KP health centres surveyed lack minimum standards. The main impact on health services for Nowshera refugees has been shortages of medicines and supplies (67%), followed by problems associated with the increase in patients, both in terms of quality (50%) and inaccessibility due to overcrowding (50%). In Lower Dir, the impact has been more limited, although shortages of medicines and supplies have been reported frequently, and longer queues and overcrowding of some services have been observed ([IRC 19/09/2022](#)).
- **Rise in diseases:** The main health concerns among refugees in KP are directly related to the floods. More than 70% of respondents say they are concerned about conditions such as diarrhoea, skin infections, malaria and dengue fever, all of which are aggravated by the floods. These perceptions have been confirmed by health data, with a significant increase in the prevalence of some of these conditions: +80% of cases of diarrhoea, +60% of cases of malaria and respiratory infections and +46% of cases of skin infections and high fevers among the refugee population in KP and Balochistan ([IRC 19/09/2022](#)). According to the Integrated Vector Control

Programme of the health department, 4,819 malaria cases have been reported in flood-affected districts between 16 and 18 September only. 3,693 dengue cases were recorded this year, including 1,952 reported in September and 1,532 in August, mostly from Mardan, Peshawar, Shangla, Khyber, Bannu, Buner, Dera Ismail Khan, Tank, Charsadda, Nowshera, Mansehra and Malakand. Close to 500 patients were currently hospitalised ([Dawn 18/09/2022](#)).

- **Pre-existing health problems among scarcity and aggravated by floods:** 80% of key informants in Balochistan and KP consider that there are physical health problems among refugees in their catchment areas exacerbated since the onset of the floods and in environments where materials and medicines are scarce ([IRC 19/09/2022](#)).
- **Most immediate health needs:** The most immediate health needs of refugees in Nowshera and Lower Dir districts are medicines and supplies, continuous 24/7 assistance and, thirdly, transport and qualified staff ([IRC 19/09/2022](#)).

Logistics

Key figures

- 1,575 km of roads damaged or destroyed and 107 bridges, unchanged since last week ([NDMA 21/09/2022](#)).
- Half of the public transport is out of service in districts surveyed by IRC ([IRC 13/09/2022](#)).
- Weak signals of mobile networks, internet and electricity cuts reported by surveyed population ([IRC 13/09/2022](#)).

Protection

Key figures

- 43% of the population do not feel safe, 90% in Swat district ([IRC 13/09/2022](#)).

Latest updates

- **Refugees feeling unsafe:** Half of the refugee population in the districts surveyed by IRC in Balochistan and KP report feeling unsafe mainly due to weather events and related risks, and to a lesser extent due to violence, community conflict or threats ([IRC 19/09/2022](#)).

Shelter/NFIs

Key figures

- 91,463 houses damaged, of which more than 37,000 totally destroyed ([NDMA 21/09/2022](#)).
- Two-thirds of households in the districts surveyed by IRC (Charsadda, DI Khan, Nowshera, Swat, and Tank) with no electricity (80% in DI Khan district) ([IRC 13/09/2022](#)).
- Main concerns include essential household items, unavailability of shelters, inhabitable houses and overcrowded shelters ([IRC 13/09/2022](#)).
- Most pressing needs include tents and cash assistance ([IRC 13/09/2022](#)).



Key figures

- Up to 20% of water systems damaged ([OCHA 02/09/2022](#)). 209 water sources in Swat, Charsadda, Nowshera, DI Khan and Tank damaged ([IRC 13/09/2022](#)).
- More than 65% of the population with no access to clean drinking water ([IRC 13/09/2022](#)).
- Around half lacks sufficient water, hygiene NFIs, access to toilets or safe sanitation facilities ([IRC 13/09/2022](#)).
- 80% of the surveyed population stating not being able to keep sanitation facilities in optimal conditions ([IRC 13/09/2022](#)).

Latest updates

- **Lack of access to safe water:** 57% of the refugee population assessed by IRC in Balochistan and KP do not have safe drinking water in their communities. In KP, access to safe drinking water is particularly limited in Lower Dir, where three out of four refugee households are deprived of this basic commodity, while Nowshera has the best record of all districts surveyed in both provinces, although more than 40% of refugees do not have access to safe drinking water, which is far from a safe situation ([IRC 19/09/2022](#)).
- All indicators measured by IRC in the WASH sector for the Afghan refugee population in Balochistan and KP are in risk ranges as shown in the table below:

Indicators	Pishin	Killa Abdullah	Chaman	Chaghi	Nowshera	Lower Dir	Cumulative
% of people do not have access to sufficient water	45%	66%	52%	40%	69%	70%	57%
% of people without basic hygiene supplies	75%	64%	51%	50%	63%	60%	61%
% of women and girls face difficulties in safely accessing toilets (especially when houses are damaged and people are displaced)	74%	61%	53%	48%	64%	41%	57%
% of people do not have access to a toilet facility	68%	68%	71%	63%	77%	80%	70%

Source: [IRC 19/09/2022](#)

- **Lack of access to sanitation:** The data in KP are significantly worse than those identified in Balochistan, with almost 80% of Afghan refugees in the districts surveyed lacking sanitation facilities of any kind, with associated health risks ([IRC 19/09/2022](#)).

Punjab Province

Cross sector

Key figures

- 4.84 million people affected according to the NDMA ([NDMA 21/09/2022](#)) but only 673,970 people according to the PDMA ([PDMA 21/09/2022](#)),
- Significant drop in IDPs from more than 17,000 on 1 September to 1,865 as of 21 September ([PDMA 21/09/2022](#)).

Education

Key figures

- At least 1,250 schools destroyed ([OCHA 16/09/2022](#)) and 569 currently inundated, mostly in Rajanpur (484) and DG Khan (85) ([PDMA 21/09/2022](#)).

Food security and Livelihoods

Key figures

- 706,797 acres of crops affected ([PDMA 21/09/2022](#)), of which at least 130,140 acres destroyed, according to the Ministry of National Food Security and Research ([Pakistan Today 14/09/2022](#)).
- 205,106 livestock lost, of which 136,000 small animals and close to 69,000 large, mostly in Rajanpur ([PDMA 21/09/2022](#)).

Latest updates

- **Cattle markets affected:** Seven cattle markets have been washed away from different parts of south Punjab. The cattle markets were already facing a disruption in trade due to the spread of Lumpy Skin Disease ([Pakistan Observer 19/09/2022](#)).
- **Damage to Shops:** 100 shops have been damaged, the vast majority in DG Khan (98) ([PDMA 21/09/2022](#)).

Health

Key figures

- About 152,000 people treated in relief camps on average since 1 September, with a 20% increase recorded over the past week compared to the first week of September ([PDMA 21/09/2022](#)). Out of the 86,685 patients in the medical camps in south Punjab from 15 July to 2 September, most suffered from skin diseases (35,000), fever (20,000), diarrhoea (18,800) and eye infections (2,400) ([Dawn 04/09/2022](#)).
- 2,033 dengue cases in 2022, according to the Punjab Primary and Secondary Healthcare Department ([Pakistan Today 10/09/2022](#)).

Latest updates

- **Health centres inundated:** A total of 25 health centres were inundated, including 16 in Rajanpur and 7 in DG Khan ([PDMA 21/09/2022](#)).
- **High rates of patients:** Close to 170,000 people were treated in relief camps between 20 and 21 September ([PDMA 21/09/2022](#)).

Logistics

Key figures

- 877 kilometres of roads, mostly in DG Khan and Rajanpur, and 15 bridges damaged ([PDMA 21/09/2022](#)).

Latest Updates

- **Damaged rail tracks:** One rail track in Sialkot has been damaged ([PDMA 21/09/2022](#)).

Shelter/NFIs/

Key figures

- 67,981 shelters damaged, mostly in Rajanpur and DG Khan, of which 25,854 fully - a 50% increase compared to 1 September ([PDMA 21/09/2022](#)).

WASH

Key figures

- Up to 50% of water systems were damaged in the hardest hit areas of Punjab ([OCHA 02/09/2022](#)).
- 320 canals damaged, mostly in Rajanpur (311) ([PDMA 21/09/2022](#)).

Sindh Province

Cross sector

Key figures

- 14.5 million people affected according to the NDMA and 10.92 million according to the Sindh PDMA, showing an increase of 430,000 people during the last week, adding up to 2 million households ([NDMA 21/09/2022](#), [PDMA 21/09/2022](#)).
- 7.25 million people displaced, of which 1.22 million in Khairpur, 1.07 million in Larkana, 804,000 in Dadu and 557,000 in Umerkot. 673,353 remain in camps, a 60% increase in a week, two-thirds of which are in Larkana and SBA districts ([PDMA 21/09/2022](#)).
- Priority needs include shelter and food, followed by potable water and sanitation services and NFIs ([IRC 06/09/2022](#)).

Latest updates

- **Impact of recent flooding in Badin and Dadu districts:** Water is now receding across the province, notably around Manchar lake, with many displaced people now heading back to their villages ([The Express Tribune](#) 19/09/2022, [Dawn](#) 16/09/2022). Close to 850,000 people were affected by the floods as of 20 September in Dadu and close to 280,000 in Badin district, only slight increases over the past week despite new flooding ([PDMA](#) 21/09/2022).
- **Injuries and deaths:** The number of injured in Larkana district is exponentially higher than in the rest of the province. In Larkana alone, there are more than 7,200 recorded injuries, 35 times more people injured than the district recording the next highest casualties count ([PDMA](#) 21/09/2022). Sindh accounts for almost half the deaths in the country (701) and 65% of the people injured due to floods ([NDMA](#) 21/09/2022).

Education

Key figures

- 17,400 schools damaged ([OCHA](#) 16/09/2022).
- 2,500 schools used as shelters according to Pasban Democratic Party PDP Chairman ([Pakistan Observer](#) 10/09/2022).
- School enrollment could decrease by 50% according to Pasban Democratic Party PDP Chairman ([Pakistan Observer](#) 10/09/2022).

Food security and Livelihoods

Key figures

- At least 4,860,000 acres of crops affected (25% in Kamber district) ([PDMA](#) 21/09/2022).
- 290,000 animals killed, mainly in Dadu, Ghotki and Khaipur, including 20,000 on 19 September alone ([PDMA](#) 21/09/2022).
- Decreased amount of food consumption reported by 68% of key informants ([IRC](#) 06/09/2022)
- Access to food and livelihood reported by 14% of the population according to key informants ([IRC](#) 06/09/2022)
- Access to markets reported by 32% of the surveyed population according to key informants ([IRC](#) 06/09/2022)

Latest updates

- **Damages to onion crops:** The province accounts for 55% of the country's onion production and it is estimated that the recent floods destroyed about 70% of onion fields ([Pakistan Today](#) 18/09/2022).
- **Shortages of food:** In Garhi Khairo tehsil and suburban areas of Jacobabad district, food has been reportedly lacking over the past 40 days ([Pakistan Today](#) 18/09/2022).

Health

Key figures

- At least 1,091 health facilities have been damaged, mostly in Sukkur, Larkana, Hyderabad, Mirpurkhas and Shaheed Benazirabad ([Pakistan Observer](#) 20/09/2022).

- At least 126 health facilities completely destroyed, of which 65 in Mirpurkhas, 22 in Hyderabad, 17 in Sukkur, 13 in Larkana, 7 in Shaheed Benazirabad and 1 in Karachi ([Dawn](#) 05/09/2022).
- More than 1 million people in flood-affected areas of Sindh infected by various diseases, including gastroenteritis, dengue and diarrhoea according to the Sindh Health Department ([Pakistan Observer](#) 19/09/2022). Most patients treated since July were for diarrhoea, acute respiratory diseases, skin infections, malaria and snake and dog bites ([Dawn](#) 07/09/2022).
- Rising number of dengue cases reported ([Pakistan Observer](#) 10/09/2022).
- Access to health services by only 17% of the population according to key informants ([IRC](#) 06/09/2022).
- Around 30% to 40% of healthcare services without basic medical supplies according to key informants ([IRC](#) 06/09/2022).

Latest updates

- **Rise in disease outbreaks:** On 17 September, 882 people were treated in relief camps, including 204 people for skin diseases, 149 for respiratory infections, 128 people for diarrhoea, 24 for eye infection and 17 for malaria, according to the Health Department ([Pakistan Today](#) 18/09/2022). Gastroenteritis and malaria have been reported to be the major morbidity cause among internally displaced persons living in relief camps and flooded localities. 12 more people died of gastroenteritis and malaria within a day in Dadu and Kandhkot-Kashmore districts on 19 September ([Dawn](#) 20/09/2022).
- **Shortages of medicines:** In Garhi Khairo tehsil and suburban areas of Jacobabad district, medicines have been lacking over the past 40 days ([Pakistan Today](#) 18/09/2022).

Logistics

Key figures

- 8,389 km of roads affected and 165 bridges ([PDMA](#) 21/09/2022).
- 58% of houses without electricity supply ([IRC](#) 06/09/2022).
- 153 cell sites still down ([Dawn](#) 13/09/2022).

Latest updates

- **Damage to power stations:** Significant and prolonged power outages in many parts of Sindh Province have been reported, as three grid stations in Khairpur Nathan Shah, Faridabad, Bhan Syedabad are yet to be made functional, affecting at least 900 villages. The grid stations of Johi and Wahi Pandhi towns were however restored, with power supply back in around 500 villages ([Dawn](#) 19/09/2022).
- **Challenging road access:** Road access between Moro and Sukkur remained a major challenge during the past week ([WFP](#) 20/09/2022).

Protection

Main issues and needs

- 38% of respondents not feeling safe at all (63% in Mirpur Khas) ([IRC](#) 06/09/2022).
- Protection concerns increased significantly or very significantly in their area for 63% of key informants ([IRC](#)

06/09/2022).

- Priority immediate needs include safe spaces for women, adolescent girls, and children (78% of key informants) and shelters (69%) ([IRC 06/09/2022](#)).

Shelter/NFIs

Key figures

- About 1.78 million shelters have been damaged so far, with Larkana and Mirkhurpas districts being the ones with most houses damaged (225,000 and 185,000 respectively) ([PDMA 21/09/2022](#)). Sindh accounts for 88% of all the damaged or fully destroyed houses nation-wide ([NDMA 21/09/2022](#)).
- Priority immediate needs include tents (29% of the key informants), cash assistance (20%), plastic sheeting (19%), GI sheet (17%) and tarpaulin and shelter repair (14%) ([IRC 06/09/2022](#)).

WASH

Key figures

- Up to 50% of water systems damaged in the hardest hit areas of Sindh ([OCHA 02/09/2022](#)), with around 212 main water supply schemes/sources damaged reported by IRC ([IRC 06/09/2022](#)).
- 55% of the population do not have access to sufficient and clean drinking water according to key informants ([IRC 06/09/2022](#)).
- Lack of access of women and girls to any menstrual hygiene supplies reported by all key informants and lack of access of the population to basic hygiene supplies reported by 70% of key informants ([IRC 06/09/2022](#)).
- Difficulties for women and girls to access latrine facilities reported by 88% of key informants, and by 66% for the overall population ([IRC 06/09/2022](#)).

Latest updates

- **Shortages of water:** In Garhi Khairo tehsil and suburban areas of Jacobabad district, clean water has been lacking over the past 40 days ([Pakistan Today 18/09/2022](#)).

About this report

The analysis provided is a synthesis of information collected and tagged using the **DEEP** platform from publicly available sources and supplemented by assessment data provided by humanitarian partners working in Pakistan. This report covers information from **Friday 16 to Wednesday 21 September**. This report has been prepared on behalf of the DEEP Project and funded by USAID BHA. The analysis provided is conducted independently by Data Friendly Space (DFS). The next update will be released on Thursday 29 September.