

VULNERABILITY WALL OF *Failures*



Vulnerability Wall of Failures

Instructions

Objective:

To create a supportive environment where participants share experiences of failure, promoting a culture of learning and growth from unsuccessful attempts.

Players:

Suitable for families, school groups, workplace teams, or sports clubs.

Materials:


- A large wall or board space.
- Post-it notes or sticky notes in various colours.
- Pens or markers.
- A six-sided dice.

Setup:

Prepare a "Wall of Failures" on a wall or board and provide each player with Post-it notes and a pen.


Gameplay:

- Players roll the dice, with each number corresponding to a specific question about failures or challenges.
- Based on the question, participants write a brief account of their experience on a Post-it note.

- 
- They share their story with the group, focusing on lessons learned.
 - The Post-it note is then added to the Wall of Failures.
 - Continue until everyone has shared or as long as desired.

Debrief:

Discuss the value of taking risks, learning from failures, and the importance of supporting each other.




Variations:

- Adapt questions for younger participants.
- Customise the list of questions to suit the group's dynamics.
- Make it a recurring activity for regular reflection and growth.

Additional Notes:

The Vulnerability Wall of Failures encourages open communication and fosters a positive outlook on failures as opportunities for development and growth.



Download the video [HERE](#).

