

Scrabble Connections

PLAY

Scrabble Connections is a team-based game that blends the classic fun of Scrabble with creative, quick-thinking challenges. Teams collect letters by completing tasks determined by dice rolls and then work together to form high-scoring words. The game not only builds vocabulary and strategic thinking but also strengthens teamwork and fosters a competitive yet supportive environment.



Family Objects

Enhance Quick Thinking and Creativity:

Family members sharpen their ability to think quickly by tackling fun, letter-based challenges and tasks that spark creative ideas.

Promote Teamwork and Collaboration:

Working together, players collect letters and complete creative tasks as a team, building stronger communication and cooperative problem-solving skills.

Foster a Fun, Competitive, and Supportive Environment:

By forming high-scoring words and sharing creative tasks, everyone enjoys a spirited competition that also emphasizes learning and connection.



Success Milestones

Effective Task Completion:

Teams successfully complete the creative tasks linked to their selected Scrabble letters, demonstrating quick thinking and creative problem-solving.

Strategic Word Formation:

Participants collect letters and form high-scoring words, showing strategic planning and vocabulary skills that maximize their points.

Positive Team Communication:

Players work collaboratively, communicate clearly during tasks and word formation phases, and contribute to a supportive, fun atmosphere throughout the game.



Scrabble Connections

PLAY

Objective:

Scrabble Connections is a team-based game that blends the classic fun of Scrabble with creative, quick-thinking challenges. Teams collect letters by completing tasks determined by dice rolls and then work together to form high-scoring words. The game not only builds vocabulary and strategic thinking but also strengthens teamwork and fosters a competitive yet supportive environment.

Players:

- Best played in teams (2–4 teams, with 2–4 players per team)
- Adaptable for various group sizes, making it ideal for family gatherings, classrooms, or team-building sessions

Materials:

- Printed Scrabble letters and instruction sheets for each letter (provided via PDF)
- Two six-sided dice per team
- Timers (to manage game phases)
- A central table or designated area where the letters are accessible to all teams

Setup:

1. Preparation:

- Print and cut out the Scrabble letters along with their corresponding instruction sheets.
- Arrange a central table where all letters are available for teams to collect.

2. Introduction:

- Briefly explain the rules of the game, including how the dice will be used to select tasks from the instruction sheets and how points are scored based on the letters and formed words.
- Ensure everyone understands that the focus is on teamwork, creativity, and quick thinking.

Gameplay:

1. Collection Phase (5 minutes):

- **Start:**
 - One player from each team selects a random Scrabble letter from the central pile.
- **Dice Roll:**
 - The player rolls the two dice. The sum of the dice determines the task from the instruction sheet corresponding to the selected letter.



Scrabble Connections

PLAY

- **Task Execution:**

- The team works together to complete the task. For example, if the letter 'S' is chosen and the dice total 2, the team might need to name five countries that start with 'S'.

- **Repeat:**

- Once the task is completed, the player returns the letter to their team's collection and goes back to select another letter. The process repeats until time runs out.

- 2. **Word Formation Phase (1 minute):**

- Each team uses the letters they have collected to form the highest-scoring word possible within one minute.
- Points are awarded based on the Scrabble scoring system, or you can assign custom point values for added fun.

- 3. **Rules for Tasks:**

- Example tasks could include naming countries, animals, or activities starting with the selected letter; acting out a word for teammates to guess; or creating a short rhyme or sentence using the letter.

- 4. **Debrief and Reflection:**

- Conclude the game with a group discussion on the strategies used, the creative approaches taken during the challenges, and the importance of teamwork in achieving success.
- Encourage each team to reflect on the connections they built and what they learned during the game.

Winning the Game:

- The team with the highest total score from the formed word(s) wins the game.
- However, the true victory lies in the shared creativity, learning, and fun interactions that strengthen the group's bonds.



Scrabble Connections

PLAY

Variations for Different Settings:

- **Educational Edition:**

Adapt the prompts and tasks to include academic themes or topics related to current learning objectives.

- **Staff Edition:**

Use the game as a team-building exercise that focuses on professional development or workplace communication skills.

- **Youth Group Edition:**

Choose age-appropriate tasks and encourage playful, imaginative responses that resonate with younger participants.

Additional Notes:

Scrabble Connections – Family Edition is a fantastic way to connect new and existing groups through creative play. By blending the challenge of forming high-scoring words with fun, task-based prompts, the game builds vocabulary, strategic thinking, and strong interpersonal bonds. Enjoy the process, celebrate each inventive idea, and let the creative energy of the group shine!



2 Countries X5 (L)

SCRABBLE

3 Activities you enjoy X5 (L)

8 TV Show or Movies X5 (L)

4 Famous People
First or Last Name X5 (L)

9 Chair Squats x5

5 5 Spins left & right

10 Workplace Items x5 (L)

6 Sing a song for 10 seconds (L)

11 Cultural Dishes x5 (L)

7 Landmarks around the world
X5 (L)

12 Books or Novels x5 (L)

A₁

A₁

A₁

A₁

A₁

A₁

A₁

A₁

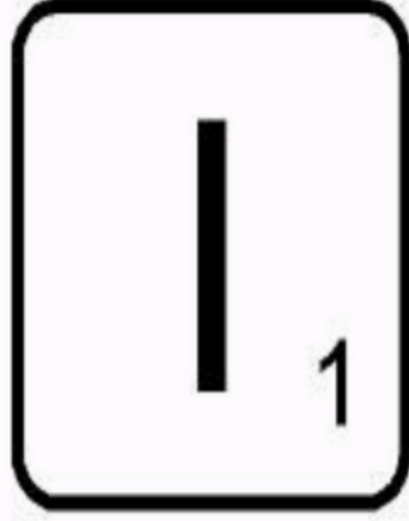


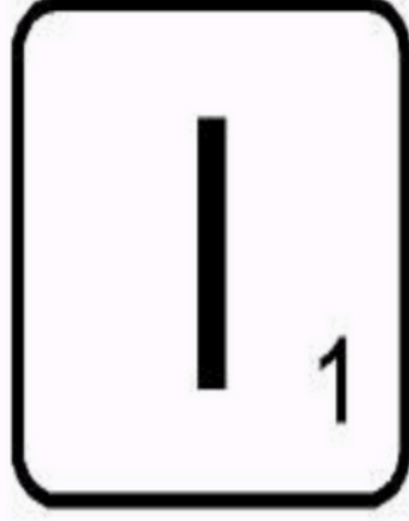


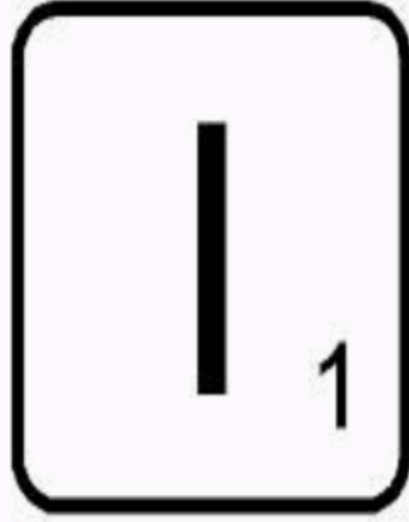


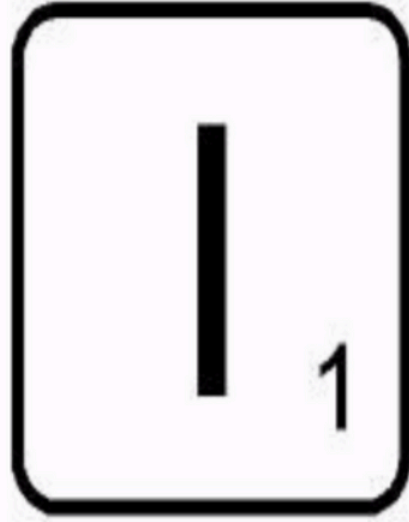


A₁












A₁

A₁

A₁







U₁

U₁

U₁

U₁

U₁

U₁

U₁

U₁

U₁

U₁

U₁

U₁

Y₄

Y₄

Y₄

B₃

B₃

B₃

P₃

P₃

P₃

M₃

M₃

M₃

C₃

C₃

C₃

F₄

F₄

F₄

H₄

H₄

H₄

V₄

V₄

V₄

W₄

W₄

W₄

W₄

W₄

W₄

R₁

R₁

R₁

R₁

R₁

R₁

S₁

S₁

S₁

S₁

S₁

S₁

T₁

T₁

T₁

T₁

T₁

T₁

N₁

N₁

N₁

N₁

N₁

N₁

J₈

J₈

J₈

K₅

K₅

K₅

W₄

W₄

W₄

X₈

X₈

Q₁₀

Z₁₀

Z₁₀

Q₁₀

G₂

G₂

G₂

G₂

G₂

G₂

D₂

D₂

D₂

D₂

D₂

D₂

L₁

L₁

L₁