

# Cluedo Teacher

hide and seek



# Cluedo teacher hide & seek



Based loosely around the board game "Cluedo", this gamified version of the classic is sure to engage students and get them working hard in the process. This version has been customised for 'learning with games', however the names and variables can be modified to suit any group. We have also included a blank template so that you can create your own questions and story to engage your students.

## The Story

It's 9:00am on a Monday morning and you are sitting in class with the rest of your classmates. There is only one problem, there is no sign of a teacher. You are puzzled as this has never happened before. You ask the two students next to you "what's going on, where is the teacher?". Both students look at you with a blank stare, they are not sure what is going on either. Suddenly you hear the PA blast throughout the school, it's a voice you have never heard before. "Dear students, this morning one of our teachers has decided it would be fun to hide somewhere in the school. The teacher has taken one item with them and they are hidden in a selected building in the school. You need to work in small teams to solve the clues to figure out which teacher is missing, what item they have and the building in the school that they are hiding. Good luck, hopefully you can work fast and solve the mystery."

## The Rules

Each team starts at a designated station that will be named after a location in the school (see below for setup). At each station, there are assigned exercises and questions (see appendix 1 for suggested exercises) that the team needs to complete. Once done, they will be given permission by the teacher to turn over the laminated clue cards at the station which will contain names of teachers, items and/or rooms that did not partake in the disappearance of the staff member. There will be 2-3 of these cards at each station and any names/items/rooms revealed can be ticked off the list.

Once all teachers, items and rooms have been uncovered, the non-ticked items will reveal the missing teacher, the item they have on them and where they are hiding. The first team to uncover the truth runs to the room in which the crime was committed and yells out the room, item and teacher. If correct they win the game!

Should a team think they have solved the mystery before visiting all rooms they can have a go at delivering the verdict to the teacher, however should they be wrong there will be a series of penalties that they will need to complete before they re-join the game (see appendix 2 for suggested penalties).

# Cluedo teacher hide & seek

## The setup

Rooms (coned area that contains exercises and clue cards. Clue cards can only be viewed upon completing set exercises)

6 stations are set-up which are designated a room around the school grounds.

- Staff room      - Gymnasium      - History building
- Numeracy headquarters - Literacy lounge      - Geography grounds

## Missing items that the teacher may have with them

- Coffee machine      - Whistle      - World map
- Calculator      - Alphabet chart      - iPad

## Possible missing teachers

- Sporty Spice
- Geography George
- Nancy Numeracy
- Literacy Larry
- Harry the Historian
- School Principal

## APPENDIX 1 – Suggested exercises at each station

- 5 burpees      - 5 jump squats      - 5 push ups
- 5 sit-ups      - 10 star jumps      - 20 mountain climbers
- 20 jogging high knees - 10 straight leg ab cycles - 10 lunges alternating legs

## APPENDIX 2 – Suggested punishments for incorrect accusations

These are to be completed for any incorrect accusations. Players complete their punishment and once done they can move to another room and continue in the game. Some suggested punishments are;

- 50 skips      - 30 second wall sit      - 30 sec plank
- 30 sec squat hold - 10 jump lunges      - 10 burpees

Please use the attached game sheets to play the game. We have also included a blank version so that you can create your own questions to suit the topics of work that you are currently focusing on.

# teachers

Sporty spice



Geography George



Nancy Numeracy



Literacy Larry



Harry the Historian



School Principal

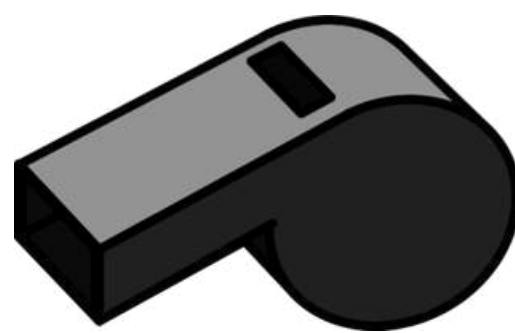


# Missing Items

coffee machine




whistle



world map



calculator



alphabet chart



iPad




# School Rooms

staff room



history building



numeracy headquarters



Gymnasium



literacy lounge



geography room



## BAD LUCK

You don't get a clue this time, please complete a 20 second plank hold as a team

## BAD LUCK

Have a break with a 30 second plank. Unfortunately there is not a clue here for you.

## BAD LUCK

You don't get a clue this time, please complete a 220 second plank hold as a team

# Punishments

Teams have to complete the following if they try and solve the mystery and get it wrong. Each guess the punishment becomes harder for the group. The group must complete the punishment before they can start playing the game again.

Punishment One  
20 Burpees Each player

Punishment Two  
50 Squats each player

Punishment Three  
100 Lunge jumps each player

Punishment Four  
50 Squat Thrusters each player

# Staff Room

COMPLETE THE FIRST question and exercise TO RECEIVE THE FIRST CLUE, complete the second question and exercise to get the second clue and so on for the third. Good luck

## 1

### Question 1

Who am I? I can shave 25 times a day and still have a beard. Who am I?

Complete:

5 Squats

## 2

### Question 2

Who am I? You heard me before, yet you hear me again, then I die, till you call me again. Who am I?

Complete:

6 Lunge

## 3

### Question 3

Who am I? I dig out tiny caves, and store gold and silver in them. I also build bridges of silver and make crowns of gold.

They are the smallest you could imagine. Sooner or later everybody needs my help, yet many people are afraid to let me help

them. Who am I?

Complete:

15 sit ups

## Clues

## 1

## 2

## 3

# Gymnasium



COMPLETE THE FIRST question and exercise TO RECEIVE THE FIRST CLUE, complete the second question and exercise to get the second clue and so on for the third. Good luck

1

## Question 1

Which two countries play cricket against each other to win the ashes trophy?

Complete:  
5 chair squats

2

## Question 2

What sport do the all blacks play?  
And what country are they from?

Complete:  
5 big jumps

3

## Question 3

Can you please name the four cities where the four grand slam tennis events are held each year?

Complete:  
5 burpees

# Clues

1

2

3

# History Building

COMPLETE THE FIRST question and exercise TO RECEIVE THE FIRST CLUE, complete the second question and exercise to get the second clue and so on for the third. Good luck

1

## Question 1

Who was the president of the USA before Barack Obama?

Complete:

5 sit ups

2

## Question 2

Did the vikings travel by boat, train or planes?

Complete:

5 squats

3

## Question 3

What was the first name of the famous playwright known as Shakespeare?

Complete:

5 push ups

## Clues

1

2

3

# Numeracy Headquarters

COMPLETE THE FIRST question and exercise TO RECEIVE THE FIRST CLUE, complete the second question and exercise to get the second clue and so on for the third. Good luck

1

## Question 1

$$\begin{array}{l} 254+59= \\ \& \\ 438-85= \end{array}$$

Complete:  
5 burpees

2

## Question 2

$$\begin{array}{l} 13 \times 6 = \\ \& \\ 8 \times 14 = \end{array}$$

Complete:  
5 chair squats

3

## Question 3

$$\begin{array}{l} 120/5 = \\ \& \\ 220/11 = \end{array}$$

Complete:  
5 sit ups

## Clues

1

2

3

# Literacy Lounge

COMPLETE THE FIRST question and exercise TO RECEIVE THE FIRST CLUE, complete the second question and exercise to get the second clue and so on for the third. Good luck

1

## Question 1

Please describe what a noun is?

Complete:  
5 squats

2

## Question 2

Write down two palindrome words.

Complete:  
6 sit ups

3

## Question 3

Write down ten words that all rhyme and are spelt correctly.

Complete:  
5 burpees

# Clues

1

2

3

# Geography Grounds

COMPLETE THE FIRST question and exercise TO RECEIVE THE FIRST CLUE, complete the second question and exercise to get the second clue and so on for the third. Good luck

1

## Question 1

What country is Paris the capital city of?

Complete:

10 Lunge Jumps

2

## Question 2

What is the capital city of India?

Complete:

10 Squat Jumps

3

## Question 3

What country is Lisbon the capital of?

Complete:

10 Squats

## Clues

1

2

3

# Cluedo hide & seek

Team Name:

As a team you need to complete the questions to collect all the clues. Each clue you receive will help you eliminate either a teacher who is not missing, the item which is not missing or the room the teacher is not hiding in. Cross them off on your team sheet until you think you have solved the issue. Remember each incorrect guess comes with a team punishment. To solve the missing teacher you need one teacher, item and room.

Good luck at solving the hide and seek teacher mystery!


## School Rooms

## Missing Items


Staff room



History building



numeracy headquarters



coffee machine




whistle




Gymnasium




literacy lounge




geography grounds




world map



calculator



alphabet chart



ipad




## Missing Teachers


sporty spice




geography george



Nancy Numeracy



Literacy Larry



Harry the historian



school principle



## Missing Teacher

## Missing Item

## School Room

# ANSWERS

## Staff room

Question 1  
I am a barber

Question 2  
I am a echo

Question 3  
I am a dentist

## Gymnasium

Question 1  
Australia V United Kingdom

Question 2  
Rugby Union for New Zealand

Question 3  
Melbourne, Paris, London, New York

## History Building

Question 1  
George W Bush

Question 2  
boats

Question 3  
William

## Numeracy

Question 1  
313 & 353

Question 2  
78 & 112

Question 3  
24 & 20

## Literacy

Question 1  
used to identify any of a class of people, places, or things

Question 2  
words that are spelt the same forwards and backwards eg. civic, kayak, madam, solos

Question 3  
huge amount of possible answers for this question

## Geography

Question 1  
France

Question 2  
New Delhi

Question 3  
Portugal



Cluedo Teacher

hide and seek

Blank

Boardgame

# teachers

Sporty spice



Geography  
George



Nancy Numeracy



Literacy Larry



Harry the  
Historian



School Principal

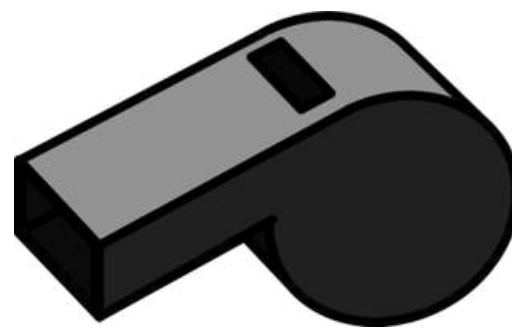


# Missing Items

coffee machine




whistle



world map



calculator



alphabet chart



iPad




# School Rooms

staff room



history building



numeracy headquarters



Gymnasium



literacy lounge



geography room



BAD LUCK

BAD LUCK

BAD LUCK

# Punishments

Teams have to complete the following if they try and solve the mystery and get it wrong. Each guess the punishment becomes harder for the group. The group must complete the punishment before they can start playing the game again.

Punishment One

Punishment Two

Punishment Three

Punishment Four

# Staff Room

COMPLETE THE FIRST question and exercise TO RECEIVE THE FIRST CLUE, complete the second question and exercise to get the second clue and so on for the third. Good luck

1

Question 1

2

Question 2

3

Question 3

## Clues

1

2

3

# Gymnasium



COMPLETE THE FIRST question and exercise TO RECEIVE THE FIRST CLUE, complete the second question and exercise to get the second clue and so on for the third. Good luck

1

2

3

Question 1

Question 2

Question 3

Clues

1

2

3

# History Building

COMPLETE THE FIRST question and exercise TO RECEIVE THE FIRST CLUE, complete the second question and exercise to get the second clue and so on for the third. Good luck

1

Question 1

2

Question 2

3

Question 3

## Clues

1

2

3

# Numeracy Headquarters

COMPLETE THE FIRST question and exercise TO RECEIVE THE FIRST CLUE, complete the second question and exercise to get the second clue and so on for the third. Good luck

1

2

3

Question 1

Question 2

Question 3

Clues

1

2

3

# Literacy Lounge

COMPLETE THE FIRST question and exercise TO RECEIVE THE FIRST CLUE, complete the second question and exercise to get the second clue and so on for the third. Good luck

**1**

Question 1

**2**

Question 2

**3**

Question 3

## Clues

**1**

**2**

**3**

# Geography Grounds

COMPLETE THE FIRST question and exercise TO RECEIVE THE FIRST CLUE, complete the second question and exercise to get the second clue and so on for the third. Good luck

1

Question 1

2

Question 2

3

Question 3

Clues

1

2

3

# Cluedo hide & seek

Team Name:

As a team you need to complete the questions to collect all the clues. Each clue you receive will help you eliminate either a teacher who is not missing, the item which is not missing or the room the teacher is not hiding in. Cross them off on your team sheet until you think you have solved the issue. Remember each incorrect guess comes with a team punishment. To solve the missing teacher you need one teacher, item and room.

Good luck at solving the hide and seek teacher mystery!


## School Rooms

## Missing Items


Staff room



History building




numeracy headquarters



coffee machine




whistle




Gymnasium




literacy lounge




geography grounds




world map



calculator



alphabet chart



ipad




## Missing Teachers


sporty spice




geography george



Nancy Numeracy



Literacy Larry



Harry the historian



school principle



## Missing Teacher

## Missing Item

## School Room