

The background is a vibrant winter scene. On the left, a snow-laden evergreen tree is decorated with blue and pink lights. To the right, a large, glowing rainbow arches over a snowy landscape. In the center, a brown dog with floppy ears and a happy expression is the main focus. The dog is wearing a light-colored sweater with a pattern of small, colorful dots. Above the dog, a wooden sign with a white border contains the title. A festive garland with red bows, yellow stars, and blue and red ornaments hangs below the sign. The entire scene is set against a dark blue night sky with falling snow.

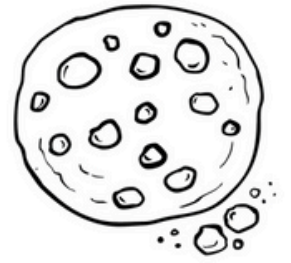
Dusty's Neighbourhood

**Christmas
Activity Book**

Christmas at Faithville



Dusty's Christmas Cookies



It was just _____ days before Christmas, and Dusty wanted to make Christmas cookies for the upcoming Christmas party.

"Doug!" He cried, "Let's make the most _____ cookies ever! They'll be so amazing, everyone will be saying, 'Wow, these cookies make me so _____ I could _____!' Look, I even found a recipe! But I can't read so you have to read it for me."

"Sounds great, Dusty!" Doug replied. "Let's see, it says we'll need _____ cups of _____, _____ teaspoons of _____, and _____ tablespoons of _____. Mix it all together _____ and bake at _____ degrees for _____ minutes."

"Sounds about right. Let's get to work!" Dusty smiled.

So Doug and Dusty got to work. They measured and mixed and chatted _____. They worked so _____ they didn't even notice how late it got. By the time they finished it was _____.

When they finally came out of the oven, the cookies looked _____. They were so _____ and _____ and smelled like _____. Doug and Dusty had to resist the urge to gobble them all up at once.

"Wow, these look _____, Doug!" exclaimed Dusty. "I can't wait to share them with all our friends! They'll be so _____."

When all their friends came over for the party, everyone _____ to the cookies. They all _____ and exclaimed, "Wow, these cookies are so _____ I could _____!"

Truly, it was a Christmas party no one would ever forget.


Noun: Person place or thing (dog, store, tree)
Verb: Action word (burp, jump, dance)
Adjective: Description of a noun (blue, happy, yummy)
Adverb: Describes a verb (quickly, loud, wiggly)





Christmas Story


WORD SEARCH



JESUS
MARY
JOSEPH
MANGER
GOLD
FRANKINCENSE
MYRRH
SHEPHERDS
SHEEP
WISEMEN
ANGELS
BABY
STAR
BETHLEHEM




How to draw DUSTY!




Step 1

Start with the outline of his head and hand. Make the edges a bit scruffy to make him look soft and furry



Step 2

Next add his shirt. Add a rim around the collar and sleeve to help it look cozy



Step 3




Add the eyes, noes and mouth. Also add some details around the shirt to give it texture



Step 4

Add thick eye lids to his eyes, extra scruff to his fur, and a picture on his shirt. Add whatever background you want!



**Use this box to
draw DUSTY!**



Christmas SCAVENGER HUNT



How many
Christmas
decorations can
you spot in the
Dusty's
Neighbourhood
Christmas Special?



Faithville

PRODUCTIONS

Our mission is simple: use media to reach today's kids with the gospel of Jesus Christ! At Faithville, we believe in creating programming that's more than just child-appropriate, we create programming that's truly GOOD! Programming that helps kids build a resilient faith in Christ



Sign up online for our free KIDS CLUB to receive updates about new episodes, activity sheets, and audience engagement events!

Scan the QR code, or visit www.faithville.com for more information.

