

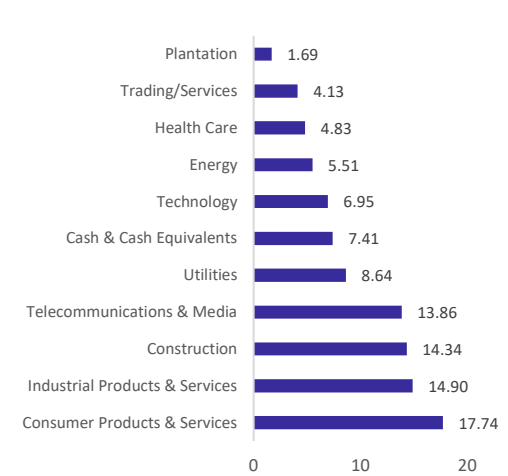
FUND OVERVIEW

The objective of the fund is to achieve long-term capital growth for investors through investments in a portfolio of Shariah-compliant equities.

The fund is suitable for investors who:

- aims to invest at least 70% of its NAV in Shariah-compliant equities listed in Bursa Malaysia that offer long-term growth potential. The remainder of the Fund's NAV not invested in Shariah-compliant equities will be invested in Islamic Deposits and/or Islamic money market instruments up to a limit of 30% of the Fund's NAV.

SECTOR ALLOCATION (as at 30 June 2025)



Source: MIDF Amanah Asset Management Bhd

TOP 5 HOLDINGS (as at 30 June 2025)

COMPANY	%
GAMUDA BERHAD	7.58%
FRASER & NEAVE HOLDINGS BERHAD	6.26%
MEGA FIRST CORPORATION BHD	6.12%
IJM CORPORATION BERHAD	5.75%
TELEKOM MALAYSIA BERHAD	5.41%

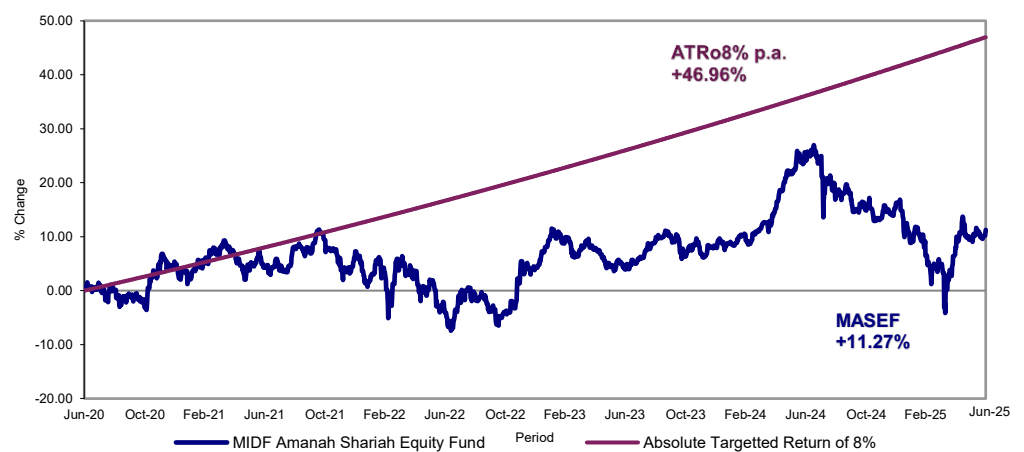
Source: MIDF Amanah Asset Management Bhd

FUND INFORMATION

Fund Size	Fund Category/Type	Management Fee	Financial Year End
RM 8.468 million	Shariah-compliant Equity Wholesale Fund / Growth	1.5% p.a. of NAV	31st day of July
Unit NAV	Launch Date	Trustee Fee	Redemption Payment Period
RM0.8721	5 Jul 2017	0.05% p.a. of NAV	Within 10 calendar days
Benchmark	Base Currency	Initial Service Charge	Bloomberg Ticker
Absolute Targetted Return of 8%	RM	Nil	MIDFASE:MK

Source: MIDF Amanah Asset Management Bhd

FUND PERFORMANCE - 5 YEAR CUMULATIVE RETURN



The value of units may go down as well as up. Past performance is not indicative of future performance.
Source: Novagmi Analytics and Advisory Sdn. Bhd.

Annualised Performance in Base Currency (%)					
	1 YR	2 YRS	3 YRS	5 YRS	Since Inception
FUND	-11.43	3.45	4.97	2.16	-1.72
ATRo8% p.a.	8.00	8.00	8.00	8.00	8.00

The value of units may go down as well as up. Past performance is not indicative of future performance.
Source: Novagmi Analytics and Advisory Sdn. Bhd.

Cumulative Performance in Base Currency (%)									
	1M	3M	6M	1YR	YTD	2YRS	3YRS	5YRS	Since Inception
FUND	1.58	6.09	-4.32	-11.43	-4.32	7.03	15.68	11.27	-12.79
ATRo8% p.a.	0.63	1.94	3.89	8.00	3.89	16.66	26.00	46.96	83.81

The value of units may go down as well as up. Past performance is not indicative of future performance.
Source: Novagmi Analytics and Advisory Sdn. Bhd.

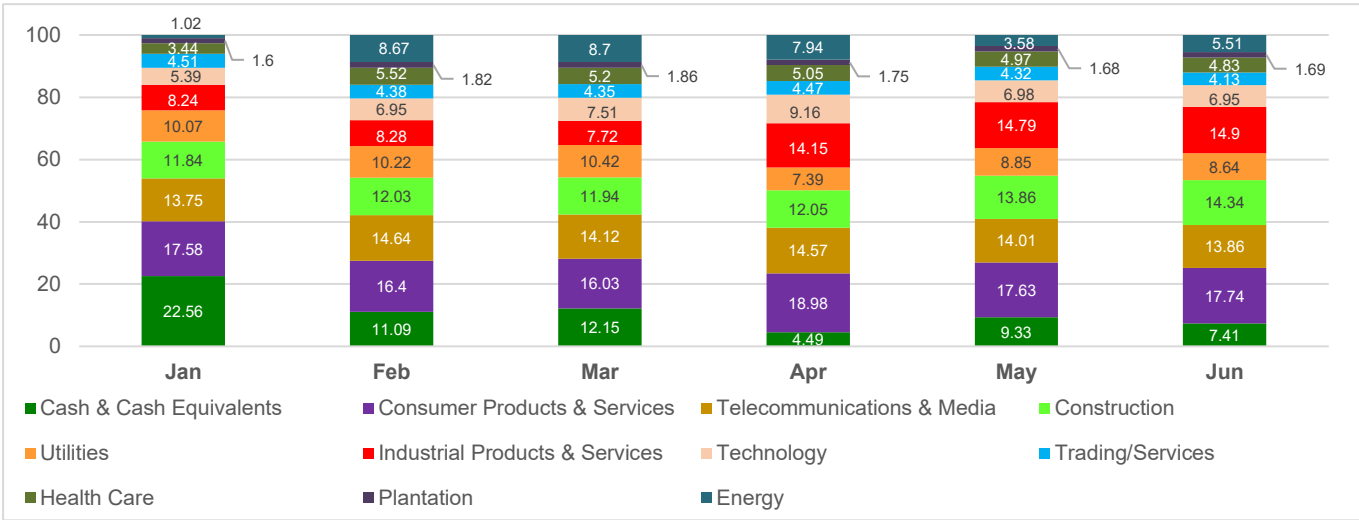
Calendar Year Performance in Base Currency (%)					
	2020	2021	2022	2023	2024
FUND	-5.22	2.19	-2.74	3.51	7.70
FBMHS	8.02	8.00	8.00	8.00	8.02

The value of units may go down as well as up. Past performance is not indicative of future performance.
Source: Novagmi Analytics and Advisory Sdn. Bhd.

- (1) Based on the fund's portfolio returns as at 10 June 2025, the Volatility Factor (VF) for this fund is 10.49 and is classified as "Moderate" (Source: Lipper).
- (2) Volatility Factor (VF) is subjected to monthly changes and Volatility Class (VC) will be revised every six months.
- (3) The portfolio composition may change overtime, therefore there is no guarantee that the VF and VC to remain constant.

Investors are advised to read and understand the information memorandum before investing. Among others, investors should consider the fees and charges. The price units and distributions payable, if any, may go down as well as up. Past performance of the fund should not be taken as indicative of its future performance. Investment in the fund is subjected to market risk, stock specific risk, profit rate risk, inflation risk, counterparty risk, default risk and reclassification of Shariah status risk. A copy of the Information Memorandum ("IM") dated 5 July 2017, First Supplementary Information Memorandum ("FSIM") dated 26 February 2024 and Second Supplementary Information Memorandum ("2SIM") dated 7 October 2024 have been registered with the Securities Commission who takes no responsibility of its contents. The IM, FSIM, 2SIM and application form can be obtain at our office and at [Prospectus | MIDF Berhad](#) and [Forms | MIDF Berhad](#). The IM, FSIM and 2SIM can also be viewed at <https://www.midf.com.my/prospectus>. Units will only be issued upon receipt of an application form referred to in and accompanying the information memorandum.

SEMI ANNUAL SECTORAL EXPOSURE (%) AS AT 30 JUNE 2025



Source: MIDF Amanah Asset Management Bhd

FUND PERFORMANCE – MONTHLY RETURNS (2013 ONWARDS)

Monthly Returns	Jan	Feb	Mar	Apr	May	Jun	Jul	Aug	Sep	Oct	Nov	Dec	YTD	Benchmark (YTD)
2025	-5.97%	-2.66%	-1.47%	2.98%	1.42%	1.58%	-	-	-	-	-	-	-	-
2024	0.66%	1.53%	0.99%	3.39%	5.54%	3.31%	-0.59%	-5.89%	-0.63%	-1.66%	-1.26%	2.55%	7.70%	8.02%
2023	5.61%	-0.87%	-1.52%	0.06%	-2.58%	-0.84%	2.22%	2.64%	1.04%	-3.08%	0.02%	1.06%	3.51%	8.00%
2022	-4.26%	0.53%	1.37%	-0.95%	-1.55%	-5.74%	3.06%	0.23%	-2.80%	-0.58%	6.71%	1.81%	-2.74%	8.00%
2021	-2.67%	2.75%	1.56%	0.14%	-2.82%	0.50%	-0.51%	4.27%	-0.65%	1.81%	-3.03%	1.12%	2.19%	8.00%
2020	-6.74%	-4.84%	-11.69%	8.78%	6.68%	-0.70%	1.01%	-1.02%	-1.00%	-2.06%	6.67%	1.49%	-5.22%	8.02%
2019	0.69%	2.06%	1.26%	1.00%	-1.90%	1.56%	-1.12%	-4.14%	1.63%	-0.10%	-1.50%	2.61%	1.85%	8.00%
2018	-0.13%	-3.32%	-6.00%	0.22%	-3.09%	0.31%	4.74%	1.40%	1.78%	-5.93%	-1.66%	-3.90%	-14.79%	11.45%
2017	-	-	-	-	-	-	-	-	0.02%	-0.32%	-1.72%	1.25%	-	-
2016	-	-	-	-	-	-	-	-	-	-	-	-	-	-
2015	-	-	-	-	-	-	-	-	-	-	-	-	-	-
2014	-	-	-	-	-	-	-	-	-	-	-	-	-	-
2013	-	-	-	-	-	-	-	-	-	-	-	-	-	-

Source: Novagni Analytics and Advisory Sdn. Bhd.

- (1) Based on the fund's portfolio returns as at 10 June 2025, the Volatility Factor (VF) for this fund is 10.49 and is classified as "Moderate" (Source: Lipper).
- (2) Volatility Factor (VF) is subjected to monthly changes and Volatility Class (VC) will be revised every six months.
- (3) The portfolio composition may change overtime, therefore there is no guarantee that the VF and VC to remain constant.

Investors are advised to read and understand the information memorandum before investing. Among others, investors should consider the fees and charges. The price units and distributions payable, if any, may go down as well as up. Past performance of the fund should not be taken as indicative of its future performance. Investment in the fund is subjected to market risk, stock specific risk, profit rate risk, inflation risk, counterparty risk, default risk and reclassification of Shariah status risk. A copy of the Information Memorandum ("IM") dated 5 July 2017, First Supplementary Information Memorandum ("FSIM") dated 26 February 2024 and Second Supplementary Information Memorandum ("2SIM") dated 7 October 2024 have been registered with the Securities Commission who takes no responsibility of its contents. The IM, FSIM, 2SIM and application form can be obtain at our office and at [Prospectus | MIDF Berhad](#) and [Forms | MIDF Berhad](#). The IM, FSIM and 2SIM can also be viewed at <https://www.midf.com.my/prospectus>. Units will only be issued upon receipt of an application form referred to in and accompanying the information memorandum.