

FUND FACTSHEET AS AT 31 DECEMBER 2025

MIDF SMALL CAP FUND

JANUARY 2026

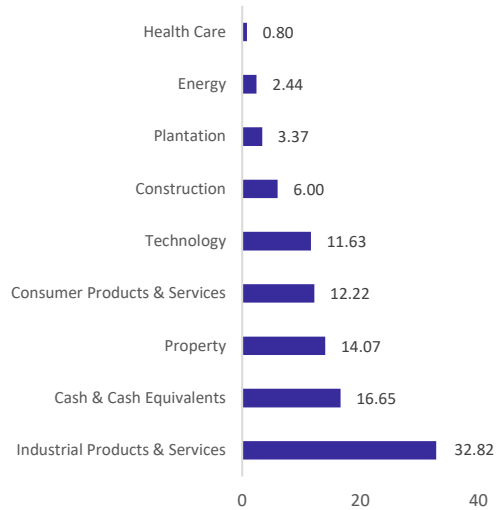
FUND OVERVIEW

The objective of the fund is to achieve long term capital growth through investments in smaller, high growth companies.

The fund is suitable for investors who:

- are seeking long term capital growth and are prepared to take on a higher level of risk associated with investment in small capitalised stocks.

SECTOR ALLOCATION (as at 31 December 2025)



TOP 5 HOLDINGS (as at 31 December 2025)

COMPANY	%
APM AUTOMOTIVE HOLDINGS BERHAD	12.61%
SOLARVEST HOLDINGS BERHAD	10.24%
PTT SYNERGY GROUP BHD	9.64%
ZETRIX AI BERHAD	9.29%
BINASTRA CORP BHD	6.00%

Source: MIDF Amanah Asset Management Bhd

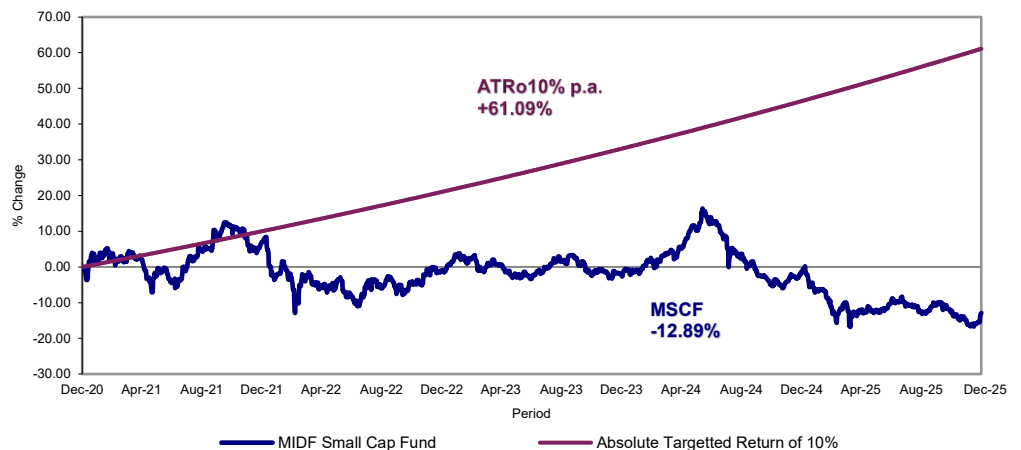
FUND INFORMATION

Fund Size	Fund Category/Type	Management Fee	Financial Year End
RM 10.893 million	Equity / Smallcap	1.5% p.a. of NAV	15th day of January
Unit NAV	Launch Date	Trustee Fee	Redemption Payment Period
RM0.9324	1 Jun 1970	0.08% p.a. of NAV	Within 10 calendar days

Benchmark	Base Currency	Initial Service Charge	Bloomberg Ticker
Absolute Targetted Return of 10%	RM	Up to 5.00% of NAV	ASMAPRI:MK

Source: MIDF Amanah Asset Management Bhd

FUND PERFORMANCE - 5 YEAR CUMULATIVE RETURN



The value of units may go down as well as up. Past performance is not indicative of future performance.
Source: Novagni Analytics and Advisory Sdn. Bhd.

Annualised Performance in Base Currency (%)

	1 YR	2 YRS	3 YRS	5 YRS	10 YRS
FUND	-11.65	-5.68	-4.18	-2.72	-1.90
ATRo10% p.a.	10.00	10.00	10.00	10.00	10.00

The value of units may go down as well as up. Past performance is not indicative of future performance.
Source: Novagni Analytics and Advisory Sdn. Bhd.

Cumulative Performance in Base Currency (%)

	1M	3M	6M	1YR	YTD	2YRS	3YRS	5YRS	10YRS
FUND	2.39	-2.33	-3.05	-11.65	-11.65	-11.05	-12.02	-12.89	-17.49
ATRo10% p.a.	0.81	2.43	4.92	10.00	10.00	21.03	33.13	61.09	159.58

The value of units may go down as well as up. Past performance is not indicative of future performance.
Source: Novagni Analytics and Advisory Sdn. Bhd.

Calendar Year Performance in Base Currency (%)

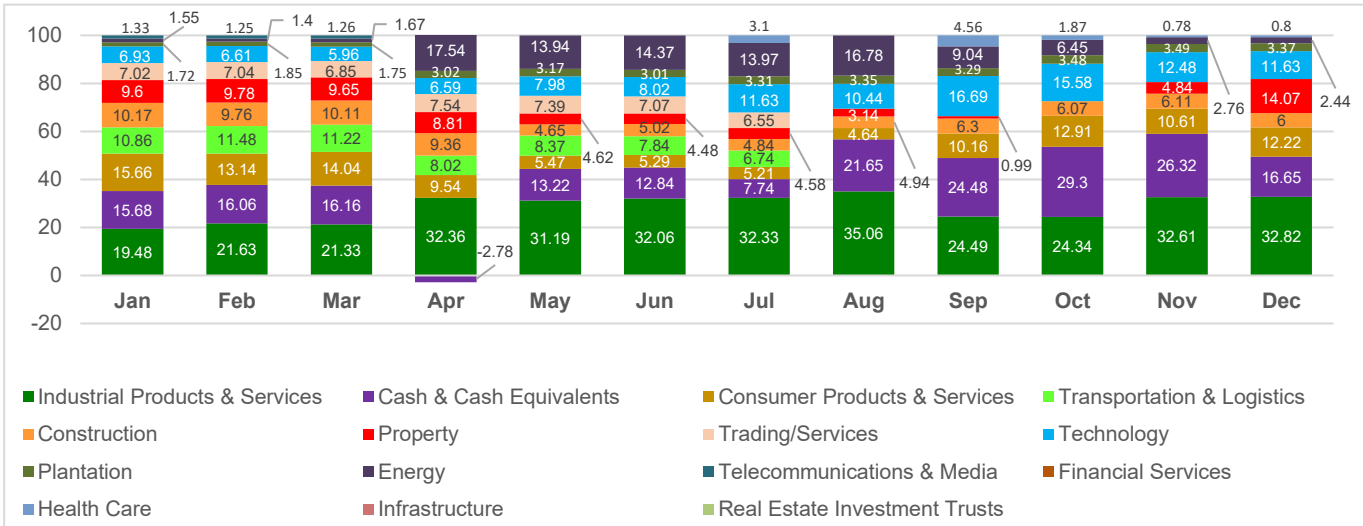
	2021	2022	2023	2024	2025
FUND	7.02	-7.48	-1.09	0.68	-11.65
ATRo10% p.a.	10.00	10.00	10.00	10.03	10.00

The value of units may go down as well as up. Past performance is not indicative of future performance.
Source: Novagni Analytics and Advisory Sdn. Bhd.

(1) Based on the fund's portfolio returns as at 10 December 2025, the Volatility Factor (VF) for this fund is 9.88 and is classified as "Moderate" (Source: Lipper).
(2) Volatility Factor (VF) is subjected to monthly changes and Volatility Class (VC) will be revised every six months.
(3) The portfolio composition may change overtime, therefore there is no guarantee that the VF and VC to remain constant.

Investors are advised to read and understand the prospectus before investing. Among others, investors should consider the fees and charges. The price units and distributions payable, if any, may go down as well as up. Past performance of the fund should not be taken as indicative of its future performance. Investment in the fund is subjected to market risk, securities specific risk, liquidity risk, reclassification of Shariah status risk, Shariah-compliant equity risk, regulatory risk and Shariah-compliant equity related securities risk. A copy of our Replacement Master Prospectus ("RMP") dated 31 May 2023, First Supplementary Master Prospectus ("FSMP") dated 15 February 2024 and Second Supplementary Master Prospectus ("2SMP") dated 4 October 2024 have been registered with the Securities Commission who takes no responsibility of its contents. The prospectus and application form can be obtain at our office and at [Prospectus | MIDF Berhad](#) and [Forms | MIDF Berhad](#). The RMP, FSMP and 2SMP can also be viewed at <https://www.midf.com.my/prospectus>. Units will only be issued upon receipt of an application form referred to in and accompanying the prospectus.

ANNUAL SECTORAL EXPOSURE (%) AS AT 31 DECEMBER 2025



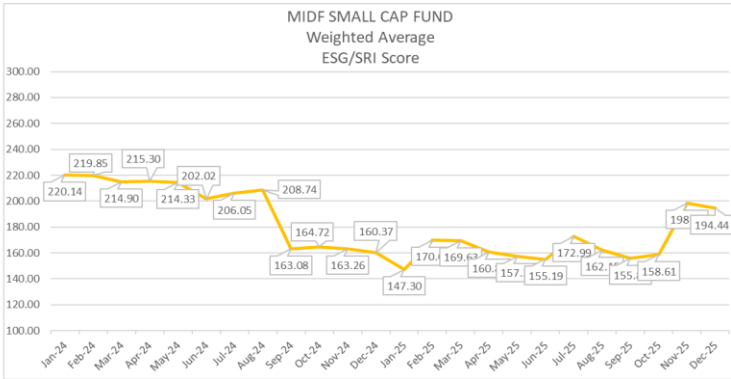
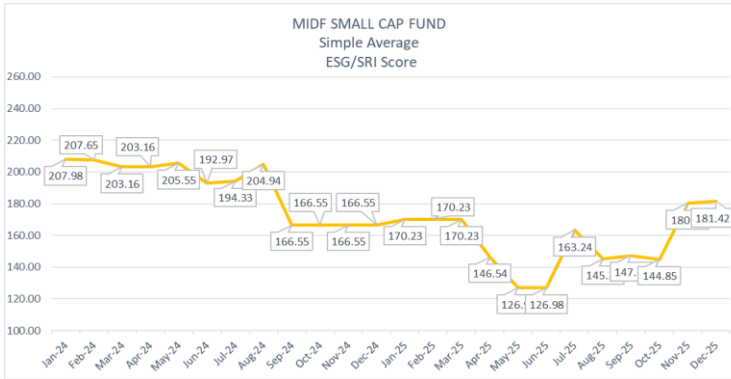
Source: MIDF Amanah Asset Management Bhd

FUND PERFORMANCE – MONTHLY RETURNS (2013 ONWARDS)

Monthly Returns	Jan	Feb	Mar	Apr	May	Jun	Jul	Aug	Sep	Oct	Nov	Dec	YTD	Benchmark (YTD)
2025	-5.03%	-5.00%	1.19%	-2.97%	0.75%	2.11%	-0.59%	-2.18%	2.07%	-1.70%	-2.96%	2.39%	-11.65%	10.00%
2024	1.29%	3.33%	1.27%	1.74%	4.32%	3.38%	-5.05%	-4.09%	-4.94%	-3.45%	0.59%	2.97%	0.68%	10.03%
2023	3.76%	-0.65%	-1.97%	0.66%	-2.86%	-1.24%	3.35%	1.70%	0.92%	-4.52%	0.93%	-0.85%	-1.09%	10.00%
2022	-8.37%	-1.64%	1.16%	-2.80%	1.17%	-4.01%	2.63%	-0.04%	-2.13%	3.51%	2.57%	0.85%	-7.48%	10.00%
2021	1.35%	1.90%	-1.80%	0.65%	-4.23%	-2.13%	4.26%	4.69%	4.04%	2.53%	-2.27%	-1.70%	7.02%	10.00%
2020	-4.71%	-2.49%	-20.63%	18.27%	3.82%	-0.45%	8.56%	2.81%	-4.04%	-0.31%	11.78%	1.42%	9.12%	10.03%
2019	3.39%	4.10%	-1.22%	0.92%	-5.80%	1.95%	1.21%	-3.07%	1.55%	3.18%	-0.40%	1.12%	6.69%	10.00%
2018	-3.17%	-3.29%	-10.80%	-2.53%	-4.15%	3.05%	6.85%	2.20%	2.76%	-8.87%	-3.80%	-5.52%	-25.25%	10.00%
2017	5.74%	0.29%	7.87%	3.15%	0.79%	3.34%	-0.23%	-1.47%	2.07%	3.11%	-5.17%	0.75%	21.47%	10.00%
2016	-3.57%	-0.52%	0.22%	-4.94%	-0.84%	0.24%	2.35%	-0.53%	0.37%	1.25%	-4.29%	-0.37%	-10.40%	10.03%
2015	9.40%	5.91%	0.46%	5.99%	-3.24%	-0.73%	-0.33%	-13.29%	5.25%	11.89%	-0.16%	2.90%	23.90%	10.00%
2014	2.85%	1.51%	4.80%	2.58%	-1.36%	4.82%	6.35%	-5.24%	0.86%	-7.47%	-2.62%	-8.18%	-2.41%	10.00%
2013	-1.76%	-0.70%	2.75%	-2.36%	16.24%	-2.55%	4.94%	-7.51%	3.39%	7.23%	-0.28%	3.19%	22.76%	10.00%

Source: Novagnt Analytics and Advisory Sdn. Bhd.

SNAIL TRAIL CHARTS OF ESG SCORES & RATINGS



ESG scores and ratings are based on Ideal Ratings methodology.
Source: MIDF Amanah Asset Management Bhd

- (1) Based on the fund's portfolio returns as at 10 December 2025, the Volatility Factor (VF) for this fund is 9.88 and is classified as "Moderate" (Source: Lipper).
- (2) Volatility Factor (VF) is subjected to monthly changes and Volatility Class (VC) will be revised every six months.
- (3) The portfolio composition may change overtime, therefore there is no guarantee that the VF and VC to remain constant.

Investors are advised to read and understand the prospectus before investing. Among others, investors should consider the fees and charges. The price units and distributions payable, if any, may go down as well as up. Past performance of the fund should not be taken as indicative of its future performance. Investment in the fund is subjected to market risk, securities specific risk, liquidity risk, reclassification of Shariah status risk, Shariah-compliant equity risk, regulatory risk and Shariah-compliant equity related securities risk. A copy of our Replacement Master Prospectus ("RMP") dated 31 May 2023, First Supplementary Master Prospectus ("FSMP") dated 15 February 2024 and Second Supplementary Master Prospectus ("2SMP") dated 4 October 2024 have been registered with the Securities Commission who takes no responsibility of its contents. The prospectus and application form can be obtained at our office and at [Prospectus | MIDF Berhad](#) and [Forms | MIDF Berhad](#). The RMP, FSMP and 2SMP can also be viewed at <https://www.midf.com.my/prospectus>. Units will only be issued upon receipt of an application form referred to in and accompanying the prospectus.