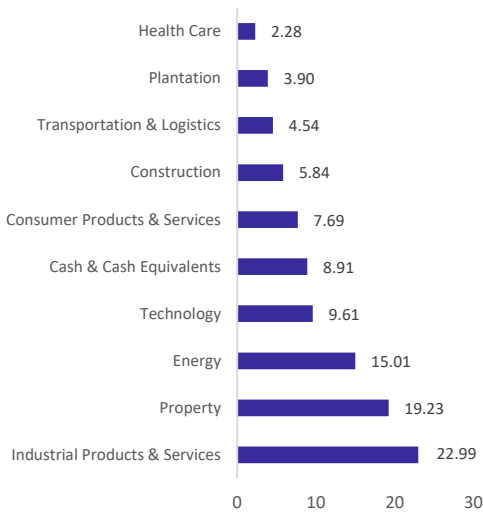


**FUND FACTSHEET AS AT 31 MAY 2026**
**MIDF SMALL CAP FUND**
**JUNE 2026**
**FUND OVERVIEW**

The objective of the fund is to achieve long term capital growth through investments in smaller, high growth companies.

**The fund is suitable for investors who:**

- are seeking long term capital growth and are prepared to take on a higher level of risk associated with investment in small capitalised stocks.

**SECTOR ALLOCATION (as at 31 May 2026)**

**TOP 5 HOLDINGS (as at 31 May 2026)**

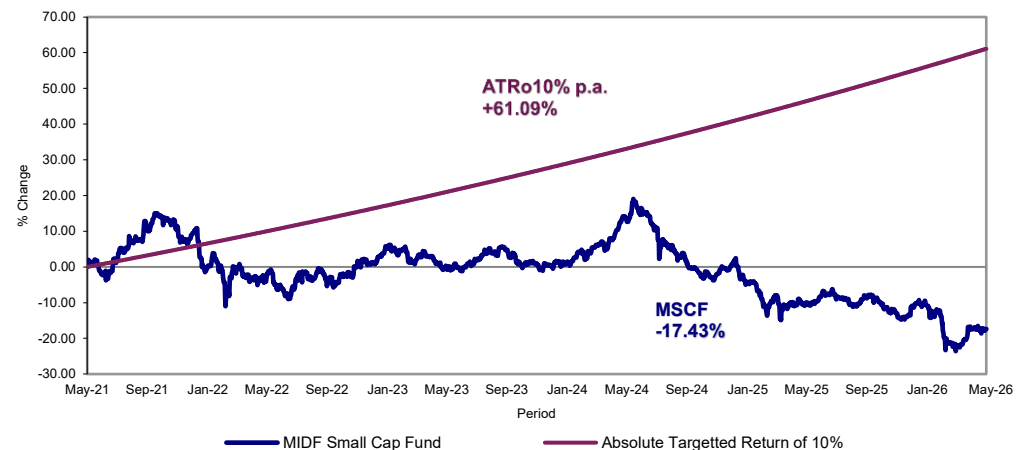
COMPANY	%
APM AUTOMOTIVE HOLDINGS BERHAD	13.01%
PTT SYNERGY GROUP BHD	12.21%
UCHI TECHNOLOGIES BHD	7.20%
BINASTRA CORP BHD	5.84%
POH KONG HOLDINGS BHD	5.31%

Source: MIDF Amanah Asset Management Bhd

**FUND INFORMATION**

<b>Fund Size</b>	<b>Fund Category/Type</b>	<b>Management Fee</b>	<b>Financial Year End</b>
RM 10.074 million	Equity / Smallcap	1.5% p.a. of NAV	15th day of January
<b>Unit NAV</b>	<b>Launch Date</b>	<b>Trustee Fee</b>	<b>Redemption Payment Period</b>
RM0.8640	1 Jun 1970	0.08% p.a. of NAV	Within 10 calendar days
<b>Benchmark</b>	<b>Base Currency</b>	<b>Initial Service Charge</b>	<b>Bloomberg Ticker</b>
Absolute Targetted Return of 10%	RM	Up to 5.00% of NAV	ASMAPRI:MK

Source: MIDF Amanah Asset Management Bhd

**FUND PERFORMANCE - 5 YEAR CUMULATIVE RETURN**


The value of units may go down as well as up. Past performance is not indicative of future performance. Source: Novagni Analytics and Advisory Sdn. Bhd.

**Annualised Performance in Base Currency (%)**

	1 YR	2 YRS	3 YRS	5 YRS	10 YRS
<b>FUND</b>	<b>-8.26</b>	<b>-14.40</b>	<b>-6.21</b>	<b>-3.76</b>	<b>-1.68</b>
<b>ATRo10% p.a.</b>	<b>10.00</b>	<b>10.00</b>	<b>10.00</b>	<b>10.00</b>	<b>10.00</b>

The value of units may go down as well as up. Past performance is not indicative of future performance. Source: Novagni Analytics and Advisory Sdn. Bhd.

**Cumulative Performance in Base Currency (%)**

	1M	3M	6M	1YR	YTD	2YRS	3YRS	5YRS	10YRS
<b>FUND</b>	<b>0.09</b>	<b>-4.36</b>	<b>-5.12</b>	<b>-8.26</b>	<b>-7.34</b>	<b>-26.72</b>	<b>-17.50</b>	<b>-17.43</b>	<b>-15.63</b>
<b>ATRo10% p.a.</b>	<b>0.81</b>	<b>2.43</b>	<b>4.87</b>	<b>10.00</b>	<b>4.02</b>	<b>21.00</b>	<b>33.13</b>	<b>61.09</b>	<b>159.51</b>

The value of units may go down as well as up. Past performance is not indicative of future performance. Source: Novagni Analytics and Advisory Sdn. Bhd.

**Calendar Year Performance in Base Currency (%)**

	2021	2022	2023	2024	2025
<b>FUND</b>	<b>7.02</b>	<b>-7.48</b>	<b>-1.09</b>	<b>0.68</b>	<b>-11.65</b>
<b>ATRo10% p.a.</b>	<b>10.00</b>	<b>10.00</b>	<b>10.00</b>	<b>10.03</b>	<b>10.00</b>

The value of units may go down as well as up. Past performance is not indicative of future performance. Source: Novagni Analytics and Advisory Sdn. Bhd.

- (1) Based on the fund's portfolio returns as at 10 May 2026, the Volatility Factor (VF) for this fund is 12.54 and is classified as "High" (Source: Lipper).
- (2) Volatility Factor (VF) is subjected to monthly changes and Volatility Class (VC) will be revised every six months.
- (3) The portfolio composition may change overtime, therefore there is no guarantee that the VF and VC to remain constant.

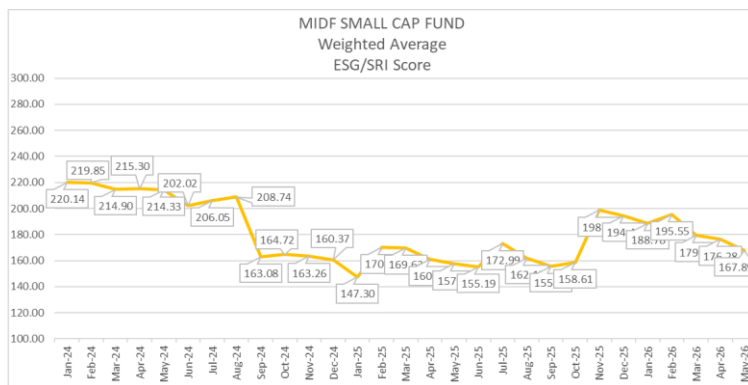
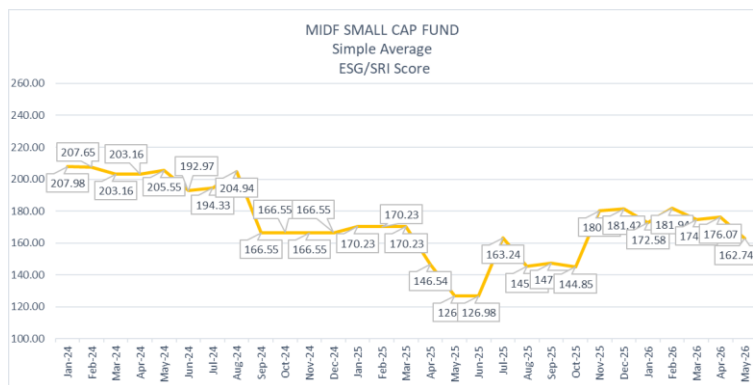
Investors are advised to read and understand the prospectus before investing. Among others, investors should consider the fees and charges. The price units and distributions payable, if any, may go down as well as up. Past performance of the fund should not be taken as indicative of its future performance. Investment in the fund is subjected to market risk, securities specific risk, liquidity risk, reclassification of Shariah status risk, Shariah-compliant equity risk, regulatory risk and Shariah-compliant equity related securities risk. A copy of our Replacement Master Prospectus ("RMP") dated 31 May 2023, First Supplementary Master Prospectus ("FSMP") dated 15 February 2024 and Second Supplementary Master Prospectus ("2SMP") dated 4 October 2024 have been registered with the Securities Commission who takes no responsibility of its contents. The prospectus and application form can be obtain at our office and at [Prospectus | MIDF Berhad](#) and [Forms | MIDF Berhad](#). The RMP, FSMP and 2SMP can also be viewed at <https://www.midf.com.my/prospectus>. Units will only be issued upon receipt of an application form referred to in and accompanying the prospectus.

**FUND PERFORMANCE – MONTHLY RETURNS (2014 ONWARDS)**

Monthly Returns	Jan	Feb	Mar	Apr	May	Jun	Jul	Aug	Sep	Oct	Nov	Dec	YTD	Benchmark (YTD)
2026	-0.04%	-3.07%	-10.67%	6.96%	0.09%	-	-	-	-	-	-	-	-	-
2025	-5.03%	-5.00%	1.19%	-2.97%	0.75%	2.11%	-0.59%	-2.18%	2.07%	-1.70%	-2.96%	2.39%	-11.65%	10.00%
2024	1.29%	3.33%	1.27%	1.74%	4.32%	3.38%	-5.05%	-4.09%	-4.94%	-3.45%	0.59%	2.97%	0.68%	10.03%
2023	3.76%	-0.65%	-1.97%	0.66%	-2.86%	-1.24%	3.35%	1.70%	0.92%	-4.52%	0.93%	-0.85%	-1.09%	10.00%
2022	-8.37%	-1.64%	1.16%	-2.80%	1.17%	-4.01%	2.63%	-0.04%	-2.13%	3.51%	2.57%	0.85%	-7.48%	10.00%
2021	1.35%	1.90%	-1.80%	0.65%	-4.23%	-2.13%	4.26%	4.69%	4.04%	2.53%	-2.27%	-1.70%	7.02%	10.00%
2020	-4.71%	-2.49%	-20.63%	18.27%	3.82%	-0.45%	8.56%	2.81%	-4.04%	-0.31%	11.78%	1.42%	9.12%	10.03%
2019	3.39%	4.10%	-1.22%	0.92%	-5.80%	1.95%	1.21%	-3.07%	1.55%	3.18%	-0.40%	1.12%	6.69%	10.00%
2018	-3.17%	-3.29%	-10.80%	-2.53%	-4.15%	3.05%	6.85%	2.20%	2.76%	-8.87%	-3.80%	-5.52%	-25.25%	10.00%
2017	5.74%	0.29%	7.87%	3.15%	0.79%	3.34%	-0.23%	-1.47%	2.07%	3.11%	-5.17%	0.75%	21.47%	10.00%
2016	-3.57%	-0.52%	0.22%	-4.94%	-0.84%	0.24%	2.35%	-0.53%	0.37%	1.25%	-4.29%	-0.37%	-10.40%	10.03%
2015	9.40%	5.91%	0.46%	5.99%	-3.24%	-0.73%	-0.33%	-13.29%	5.25%	11.89%	-0.16%	2.90%	23.90%	10.00%
2014	2.85%	1.51%	4.80%	2.58%	-1.36%	4.82%	6.35%	-5.24%	0.86%	-7.47%	-2.62%	-8.18%	-2.41%	10.00%

Source: Novagni Analytics and Advisory Sdn. Bhd.

**SNAIL TRAIL CHARTS OF ESG SCORES & RATINGS**



ESG scores and ratings are based on Ideal Ratings methodology.

Source: MIDF Amanah Asset Management Bhd

- (1) Based on the fund's portfolio returns as at 10 May 2026, the Volatility Factor (VF) for this fund is 12.54 and is classified as "High" (Source: Lipper).
- (2) Volatility Factor (VF) is subjected to monthly changes and Volatility Class (VC) will be revised every six months.
- (3) The portfolio composition may change overtime, therefore there is no guarantee that the VF and VC to remain constant.

Investors are advised to read and understand the prospectus before investing. Among others, investors should consider the fees and charges. The price units and distributions payable, if any, may go down as well as up. Past performance of the fund should not be taken as indicative of its future performance. Investment in the fund is subjected to market risk, securities specific risk, liquidity risk, reclassification of Shariah status risk, Shariah-compliant equity risk, regulatory risk and Shariah-compliant equity related securities risk. A copy of our Replacement Master Prospectus ("RMP") dated 31 May 2023, First Supplementary Master Prospectus ("FSMP") dated 15 February 2024 and Second Supplementary Master Prospectus ("2SMP") dated 4 October 2024 have been registered with the Securities Commission who takes no responsibility of its contents. The prospectus and application form can be obtained at our office and at [Prospectus | MIDF Berhad](#) and [Forms | MIDF Berhad](#). The RMP, FSMP and 2SMP can also be viewed at <https://www.midf.com.my/prospectus>. Units will only be issued upon receipt of an application form referred to in and accompanying the prospectus.