FUND FACTSHEET AS AT 30 SEPTEMBER 2026

MIDF LARGE CAP FUND

OCTOBER 2026

3-year Fund Volatility **8.30** "Low" Lipper Analytics 10 Sep 2026

FUND OVERVIEW

The objective of the fund is to achieve long term capital growth through investments in large, well-established companies.

The fund is suitable for investors who:

- are seeking long term capital growth;
- are prepared to assume a high level of market risks.

SECTOR ALLOCATION (as at 30 September 2026)

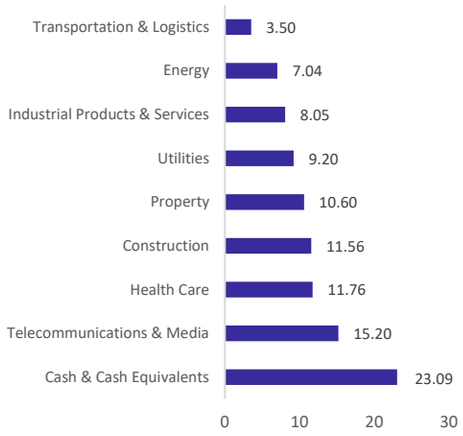

Source: MIDF Amanah Asset Management Bhd

TOP 5 HOLDINGS (as at 30 September 2026)

COMPANY	%
GAMUDA BERHAD	11.56%
PTT SYNERGY GROUP BHD	10.60%
TELEKOM MALAYSIA BERHAD	9.61%
TENAGA NASIONAL BERHAD	9.20%
UCHI TECHNOLOGIES BHD	8.05%

Source: MIDF Amanah Asset Management Bhd

FUND INFORMATION

Fund Size	Fund Category/Type	Management Fee	Financial Year End
RM 6.338 million	Equity / Income and Growth	1.5% p.a. of NAV	15th day of April
Unit NAV	**Launch Date**	**Trustee Fee**	**Redemption Payment Period**
RM0.5776	2 Dec 1966	0.08% p.a. of NAV	Within 7 Business Days
Benchmark	**Base Currency**	**Initial Service Charge**	**Bloomberg Ticker**
Absolute Targetted Return of 8.5%	RM	Up to 5.00% of NAV	ASMAINI:MK

Source: MIDF Amanah Asset Management Bhd

FUND PERFORMANCE - 5 YEAR CUMULATIVE RETURN

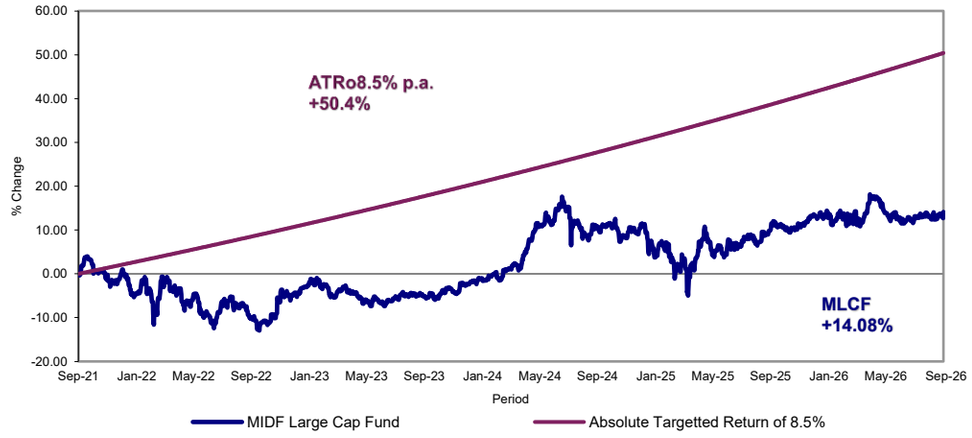

The value of units may go down as well as up. Past performance is not indicative of future performance.
Source: Novagni Analytics and Advisory Sdn. Bhd.

Annualised Performance in Base Currency (%)

	1 YR	2 YRS	3 YRS	5 YRS	10 YRS
FUND	**3.66**	**1.49**	**6.33**	**2.67**	**0.49**
ATRo8.5% p.a.	**8.50**	**8.50**	**8.50**	**8.50**	**8.50**

The value of units may go down as well as up. Past performance is not indicative of future performance.
Source: Novagni Analytics and Advisory Sdn. Bhd.

Cumulative Performance in Base Currency (%)

	1M	3M	6M	1YR	YTD	2YRS	3YRS	5YRS	10YRS
FUND	**0.91**	**1.10**	**2.67**	**3.66**	**0.70**	**3.00**	**20.23**	**14.08**	**4.98**
ATRo8.5% p.a.	**0.67**	**2.08**	**4.17**	**8.50**	**6.29**	**17.72**	**27.76**	**50.40**	**126.20**

The value of units may go down as well as up. Past performance is not indicative of future performance.
Source: Novagni Analytics and Advisory Sdn. Bhd.

Calendar Year Performance in Base Currency (%)

	2021	2022	2023	2024	2025
FUND	**0.25**	**-5.22**	**1.92**	**14.07**	**1.83**
ATRo8.5% p.a.	**8.50**	**8.50**	**8.50**	**8.52**	**8.50**

The value of units may go down as well as up. Past performance is not indicative of future performance.
Source: Novagni Analytics and Advisory Sdn. Bhd.

(1) Based on the fund's portfolio returns as at 10 September 2026, the Volatility Factor (VF) for this fund is 8.30 and is classified as "Low" (Source: Lipper).
(2) Volatility Factor (VF) is subjected to monthly changes and Volatility Class (VC) will be revised every six months.
(3) The portfolio composition may change overtime, therefore there is no guarantee that the VF and VC to remain constant.

Investors are advised to read and understand the prospectus before investing. Among others, investors should consider the fees and charges. The price units and distributions payable, if any, may go down as well as up. Past performance of the fund should not be taken as indicative of its future performance. Investment in the fund is subjected to market risk, securities specific risk, liquidity risk, reclassification of Shariah status risk, Shariah-compliant equity risk, regulatory risk and Shariah-compliant equity related securities risk. A copy of our Replacement Master Prospectus ("RMP") dated 31 May 2023, First Supplementary Master Prospectus ("FSMP") dated 15 February 2024 and Second Supplementary Master Prospectus ("2SMP") dated 4 October 2024 have been registered with the Securities Commission who takes no responsibility of its contents. The prospectus and application form can be obtain at our office and at MAAM - Prospectus and MAAM - Forms. The RMP, FSMP and 2SMP can also be viewed at **MIDF Amanah Asset Management**. Units will only be issued upon receipt of an application form referred to in and accompanying the prospectus.

FUND PERFORMANCE – MONTHLY RETURNS (2014 ONWARDS)

Monthly Returns	Jan	Feb	Mar	Apr	May	Jun	Jul	Aug	Sep	Oct	Nov	Dec	YTD	Benchmark (YTD)
2026	0.26%	-0.03%	-2.14%	5.46%	-2.83%	-0.90%	0.25%	-0.05%	0.91%	-	-	-	-	-
2025	-5.96%	-0.70%	-0.36%	1.74%	-1.01%	1.36%	1.07%	0.06%	2.99%	-0.05%	0.70%	2.28%	1.83%	8.50%
2024	0.87%	2.07%	0.81%	3.84%	5.67%	0.98%	2.57%	-5.42%	1.80%	-0.36%	-2.02%	2.89%	14.07%	8.52%
2023	2.29%	-0.89%	-1.08%	-0.47%	-1.51%	-0.92%	1.82%	0.27%	-0.29%	0.23%	0.96%	1.58%	1.92%	8.50%
2022	-5.38%	0.50%	1.95%	-1.21%	-1.37%	-4.95%	3.20%	-0.59%	-3.44%	-0.64%	5.02%	2.11%	-5.22%	8.50%
2021	-2.88%	1.84%	0.91%	-0.61%	-2.47%	-1.07%	-1.02%	4.99%	-0.16%	2.07%	-2.24%	1.19%	0.25%	8.50%
2020	-4.06%	-4.24%	-7.76%	4.57%	5.82%	-2.76%	1.87%	-2.26%	-0.54%	-1.55%	5.74%	2.53%	-3.61%	8.52%
2019	3.93%	1.52%	1.84%	3.18%	0.17%	1.53%	-2.63%	-1.66%	0.59%	-0.81%	-1.96%	2.60%	8.36%	8.50%
2018	2.34%	-2.59%	-6.96%	-0.73%	-6.75%	-0.81%	5.49%	-1.46%	-0.71%	-7.19%	-4.53%	-3.57%	-24.89%	8.50%
2017	3.00%	1.90%	5.29%	4.06%	-0.53%	2.30%	-0.14%	-0.67%	-0.13%	1.17%	-0.38%	3.70%	21.16%	8.50%
2016	-2.30%	-0.34%	2.56%	-5.12%	-1.45%	0.19%	1.82%	0.70%	0.82%	0.64%	-3.99%	0.92%	-5.70%	8.52%
2015	3.76%	3.90%	1.31%	1.98%	-1.07%	-1.45%	1.19%	-8.35%	4.24%	4.85%	1.29%	3.17%	15.02%	8.50%
2014	-2.83%	0.80%	1.22%	1.66%	-1.22%	2.21%	0.60%	0.24%	-0.42%	-1.09%	-3.08%	-4.26%	-6.22%	8.50%

Source: Novagni Analytics and Advisory Sdn. Bhd.

SNAIL TRAIL CHARTS OF ESG SCORES & RATINGS

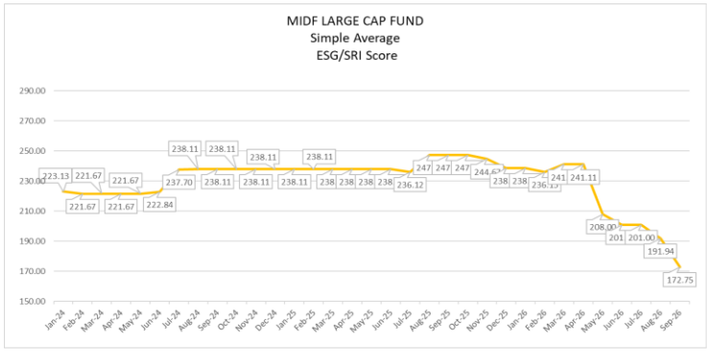

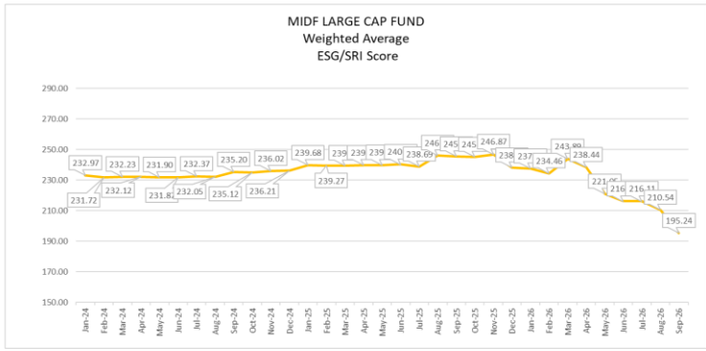

ESG scores and ratings are based on Ideal Ratings methodology.
Source: MIDF Amanah Asset Management Bhd

(1) Based on the fund's portfolio returns as at 10 September 2026, the Volatility Factor (VF) for this fund is 8.30 and is classified as "Low" (Source: Lipper).
(2) Volatility Factor (VF) is subjected to monthly changes and Volatility Class (VC) will be revised every six months.
(3) The portfolio composition may change overtime, therefore there is no guarantee that the VF and VC to remain constant.

Investors are advised to read and understand the prospectus before investing. Among others, investors should consider the fees and charges. The price units and distributions payable, if any, may go down as well as up. Past performance of the fund should not be taken as indicative of its future performance. Investment in the fund is subjected to market risk, securities specific risk, liquidity risk, reclassification of Shariah status risk, Shariah-compliant equity risk, regulatory risk and Shariah-compliant equity related securities risk. A copy of our Replacement Master Prospectus ("RMP") dated 31 May 2023, First Supplementary Master Prospectus ("FSMP") dated 15 February 2024 and Second Supplementary Master Prospectus ("2SMP") dated 4 October 2024 have been registered with the Securities Commission who takes no responsibility of its contents. The prospectus and application form can be obtain at our office and at MAAM - Prospectus and MAAM - Forms. The RMP, FSMP and 2SMP can also be viewed at **MIDF Amanah Asset Management**. Units will only be issued upon receipt of an application form referred to in and accompanying the prospectus.