

**WE THE
NORTH**

43.6435 °N

 **PLAYOFFS**
Presented by Google

TORONTO RAPTORS

2025-26 POSTSEASON GUIDE







TORONTO RAPTORS BASKETBALL CLUB

The Toronto Raptors media relations department welcomes you to the 2026 NBA Playoffs. It is part of our championship service as a department to be accessible and accountable to your needs and to make your experience with us as easy and pleasant as possible. We look forward to serving you throughout the playoffs.

For practices in Toronto, media should use the main entrance at OVO Athletic Centre, located at 30 British Columbia Road (Exhibition Place).

For games, media should enter through the North Staff Entrance, located between Gates 1 & 6 and accessible via Bremner Boulevard and Maple Leaf Square (photos of these entrances can be found on pages six and seven, respectively). NOTE: If you arrive after tip-off, you must enter through the South staff entrance located off Lakeshore Blvd near Section 109 and 110.


*** In an effort to protect the playing surface, please wear rubber-soled shoes only. Thank you ***

*** Please be advised to arrive early. There is no guarantee as to the length of a particular practice or shootaround session ***


All regular season photo/video guidelines will apply during the playoffs, including no flash photography and no live shots during practice times. A full list of media policies can be found on page five.

If there is anything we can do to assist in meeting your needs, please do not hesitate to contact any member of our Communications Staff.

Welcome to Toronto!



JENNIFER QUINN
Vice-President, Communications
jqinn@torontoraptors.com



PHIL SUMMERS
Senior Manager, Communications
psummers@torontoraptors.com



JOSH SU
Manager, Communications
jsu@torontoraptors.com

FOLLOW US @RAPTORS_PR



Welcome to the 2026 Playoffs

Media Policies.....	5
Maps & Key Locations.....	6-7
NBA Playoff Schedule.....	8
Play-In Tournament.....	9
Team PR Contacts.....	10

Section 1 - Management

MLSE Board of Directors & MLSE Leadership.....	11
Team Directory.....	14
Edward Rogers.....	15
Keith Pelley.....	16
Bobby Webster.....	17
Wayne Embry.....	18
Front Office.....	19
Darko Rajaković.....	21
Coaching Staff.....	22
Player Health & Performance.....	24
Team Services & OVO Athletic Centre Staff.....	26

Section 2 - The Players

Toronto Raptors Roster.....	27
Scottie Barnes.....	28
RJ Barrett.....	32
Jamison Battle.....	36
Gradey Dick.....	38
Chucky Hepburn.....	40
Brandon Ingram.....	41
Trayce Jackson-Davis.....	45
AJ Lawson.....	47
Sandro Mamukelashvili.....	50
Alijah Martin.....	53
Jonathan Mogbo.....	55
Collin Murray-Boyles.....	57
Jakob Poeltl.....	59
Immanuel Quickley.....	63
Jamal Sheard.....	66
Garrett Temple.....	68
Ja’Kobe Walter.....	72

Section 3 - Raptors Season Review

Overall Statistics 2025-26.....	74
Game-by-Game Statistics.....	75
Record Breakdown.....	77
Game Leaders & Lineups.....	78
Injury & Inactive Reports.....	79
Toronto & Opponent Team Highs & Lows.....	80
Toronto & Opponent Individual Highs.....	81
Toronto Starting Lineups.....	82
Season & Career Highs.....	83
Quarter Statistics.....	84
Toronto Game-by-Game Statistics.....	86
Opponents Game-by-Game Statistics.....	88

Section 4 - NBA Season Review

Divisional Standings & Game Highs and Lows.....	90
League Leaders.....	91
Rookie Leaders.....	92
Team Statistics [Totals].....	93
Team Statistics [Per Game].....	94
Miscellaneous Statistics.....	95
Ratios.....	96

Section 5 - Playoff Opponents

Atlanta Hawks.....	97
Boston Celtics.....	99
Cleveland Cavaliers.....	101
Detroit Pistons.....	103
New York Knicks.....	105
Philadelphia 76ers.....	108

Section 6 - Playoff History

All-Time Playoff Results.....	110
2000 Playoffs vs. New York.....	114
2001 Playoffs vs. New York.....	115
2001 Playoffs vs. Philadelphia.....	116
2002 Playoffs vs. Detroit.....	117
2007 Playoffs vs. New Jersey.....	118
2008 Playoffs vs. Orlando.....	119
2014 Playoffs vs. Brooklyn.....	120
2015 Playoffs vs. Washington.....	121
2016 Playoffs vs. Indiana.....	122
2016 Playoffs vs. Miami.....	123
2016 Playoffs vs. Cleveland.....	124
2017 Playoffs vs. Milwaukee.....	125
2017 Playoffs vs. Cleveland.....	126
2018 Playoffs vs. Washington.....	127
2018 Playoffs vs. Cleveland.....	128
2019 Playoffs vs. Orlando.....	129
2019 Playoffs vs. Philadelphia.....	130
2019 Playoffs vs. Milwaukee.....	131
2019 Playoffs vs. Golden State.....	132
2020 Playoffs vs. Brooklyn.....	133
2020 Playoffs vs. Boston.....	134
2022 Playoffs vs. Philadelphia.....	135
Playoff Attendance Records.....	136
Playoff Quarter Statistics.....	137
Playoff Game-by-Game Statistics [Raptors].....	141
Playoff Game-by-Game Statistics [Opponents].....	145
Playoff Records [Team Highs & Lows].....	149
Playoff Records [Individual Highs].....	151
2023 Play-In Tournament Result.....	152



KEY LOCATIONS

Media Entrance: North Staff Entrance (York Street/Maple Leaf Square)
 Media Centre: Event level, off the north corridor
 Media Seating: Section 116/117 and in Foster Hewitt Media Gondola
 Raptors Locker Room: Event level, northwest corner
 Visitors Locker Room: Event level, north corridor
 Raptors Practice Facility: OVO Athletic Facility - 30 British Columbia Road

TO SCOTIABANK ARENA (from Pearson International Airport)

Take Highway 427 South to Gardiner Expressway (Toronto). Exit at York Avenue North. Travel north on York one block to the arena.

MEDIA PARKING

There is no media parking at Scotiabank Arena, there are several pay lots in the area.

CREDENTIALS

Please email credentials@torontoraptors.com with your name, outlet and job function. Individual game credential requests must come from an editor/director by e-mail through the media relations staff no later than 5 p.m. the day prior to a game. Credentials must be worn at all times, are non-transferable and do not guarantee a seat. Photographers must be on assignment from a specific outlet - no freelance photography.

Media members wishing to cover the team on the road should contact Raptors PR at least three days prior to the game.

TIERED CREDENTIALING

The NBA will continue with a tiered credential system for the 2025-26 season. In order to ensure media are approved for appropriate access in connection with games, and to regulate the number of working media accessing team locker rooms and the court area, media are required to meet certain qualifications in order to have Tier 1 access:

- Local media outlets that regularly cover the team either by traveling consistently (at least 50 percent of road games) and/or attending the majority of team games and practices in the home market (at least 50 percent of both games and practices).
- National media outlets that cover the league on a consistent basis by either traveling to a minimum of 25 games.
- Select international media outlets and broadcast partners designated by the league office for each game.
- Media outlets that are working on a specific project in which the team or league determines that qualifying as Tier 1 is necessary to the success of the project.

To qualify as Tier 1, an outlet must create original news content and have a standard editorial process in which the credentialed reporters are governed.

If a media outlet qualifies for Tier 1 under the above terms, please note that an individual media member must additionally have sufficient prior experience covering NBA practices or games, as determined by the NBA, in order to receive Tier 1 access.

MEDIA ACCESS & AVAILABILITIES

During the playoffs, both head coaches will conduct their pregame availabilities in the Home Playoff Press Conference area, which is located in the West Storage area. Raptors coach Darko Rajaković will conduct his pregame media availability 105 minutes prior to game time. The visiting coach will be available 90 minutes prior to the game. Postgame, both coaches will be available within 10 minutes of the buzzer, with players to follow. The Raptors postgame availabilities will be in the Home Playoff Press Conference area; Visitors will be available in the Media Centre. All media, regardless of tier, will have access to both press conference rooms.

STILL PHOTOGRAPHY POSITIONS

Floor positions are assigned in order determined by the NBA. Only photographers wearing a team-supplied vest are allowed on the event level, photographers' workroom, or on the court. Alternative photo positions are available in Section 108 and may be used by credentialed photographers without team-supplied vests on an availability basis. Filing locations for photographers without event level access will be in the Media Gondola.

Flash photography is strictly prohibited. Photographers must be seated on the floor and may not kneel when shooting from the baselines. In accordance with NBA rules, rubber lens shades are required for all still photographers, broadcasters and entertainment video and film crews who are authorized to shoot NBA game action.

COURT ACCESS

Accredited media may be in the court area during the pregame period, but must stay off the wood. The court area must be cleared 30 minutes before tip.

LIVE HITS

Only the game broadcast can do live hits in the lower bowl within 30 minutes of tip-off. Please advise Raptors PR if you require a position.

MEDIA CENTRE

The media work room at Scotiabank Arena is accessible only with a valid credential. All credentialed media will have access to this space, regardless of tier. The centre is open at least three hours prior to game time, throughout the game and after the game. In order to provide the proper work environment, friends, relatives or guests of the media will not be permitted access to the media centre.

MEDIA SEATING

Media seating in sections 116 and 117 is assigned by outlet. Please refer to the seating chart, which will be posted at the credential desk and in the media workroom on the event level. Seating in the Foster Hewitt Media Gondola is first come, first served.

INTERNET INFORMATION

NETWORK: ScotiabankArenaFreeWiFi (no password)

MEDIA DINING

Dining vouchers can be purchased for \$15 in the Media Workroom and are redeemable for a value of \$25 at most concessions on Event, 300 and 100 levels (except the two Amazon food locations.).

For those wishing to dine earlier, Panini at section 312 will open 2.5 hours before tipoff. Complimentary beverages will be available inside the Media Workroom.

INJURY REPORTS

Reports on players who are injured during a game will be distributed by the Raptors media relations staff. Any interviews with team physicians or the training staff must be cleared through the media relations department.

INTERNATIONAL MEDIA POLICY

Media representing an organization with affiliations located outside Canada or the United States must contact mperrelli@nba.com or psnitker@nba.com to arrange credentials. Please do not contact the Raptors media relations department.

PRACTICE & SHOOTAROUND POLICIES

Information about practices and shootarounds – including timing and locations – will be posted to our X account @Raptors.PR. Media members must enter the OVO Athletic Centre through the main entrance at 30 British Columbia Road and report to the security personnel on duty before proceeding to the media work room.



MAPS & KEY LOCATIONS

MEDIA ENTRANCE

**** Please note:** This season, media is asked to enter the arena via the north staff entrance, on the York Street/Raptors Way side of the building, at the northwest corner of the arena. If media arrives after tipoff, the south staff entrance, located off Lakeshore Blvd., must be used.**


Once at the arena please:

Proceed through the security checkpoint, which will include both metal detector and x-ray for bags.

Note that access begins three hours prior to the game. Single game credentials will be available for pickup at the media desk at this entrance.

SCOTIABANK ARENA – MEDIA ENTRANCES

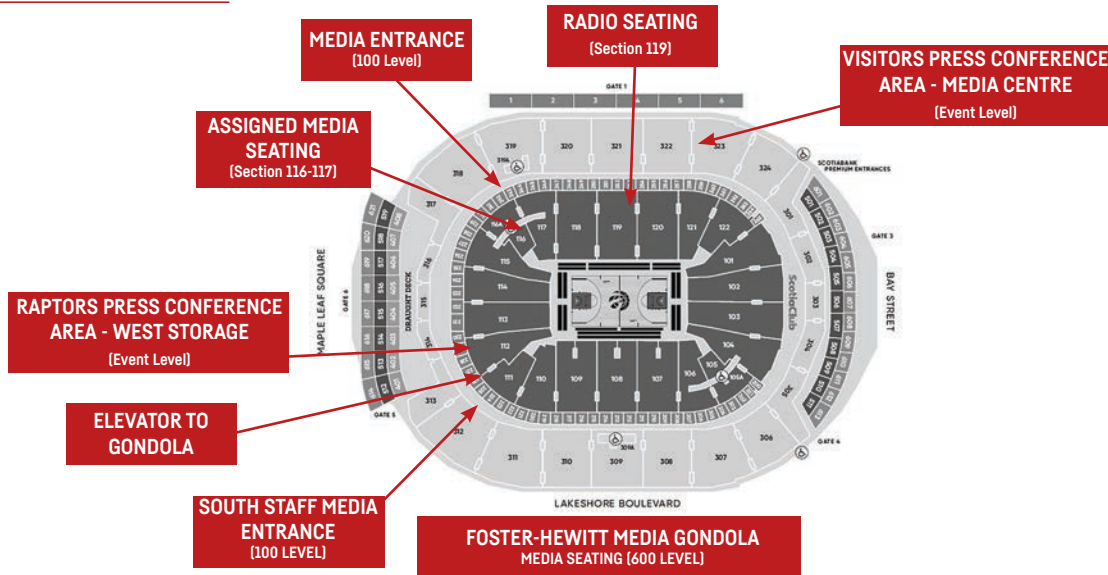
NORTH STAFF ENTRANCE



SOUTH STAFF ENTRANCE



MEDIA SEATING & MAP OF ARENA



**** Media Seating in section 116/117 is assigned. Please refer to the seating chart, which will be posted at the credential desk and in the media workroom on the event level. Seating in the Foster-Hewitt Media Gondola is also assigned for the playoffs. To access the gondola, proceed around the concourse to Gate 2 and take the elevator to level six. ****



OVO ATHLETIC CENTRE

The Raptors will hold practice availabilities during the 2026 Playoffs at **OVO Athletic Centre**, located at 30 British Columbia Road, in Toronto ON. Please RSVP to a member of our Communications staff if you wish to attend. Spaces are limited.

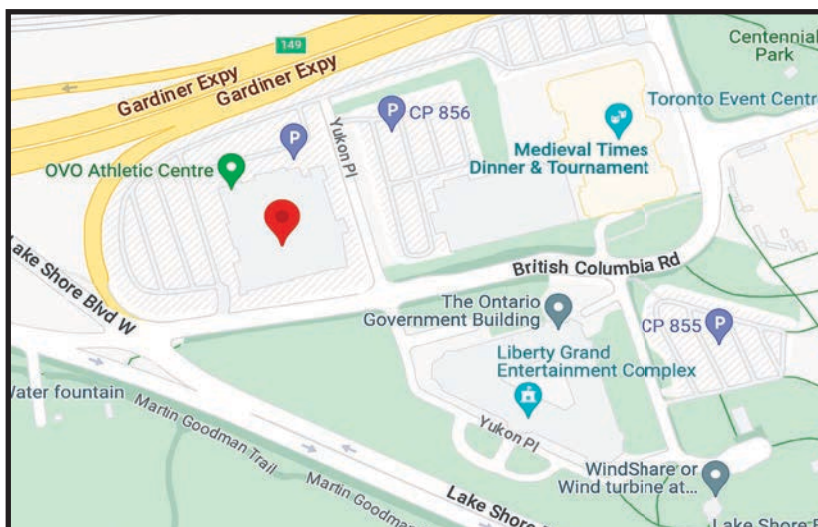
Public parking is available on the north and west sides of the OVO Athletic Centre.

Media members must enter the OVO Athletic Centre through the main entrance at 30 British Columbia Road and report to the security personnel on duty before proceeding to the media work room. Practices and shootaround times are always subject to last-minute change and/or cancellation. Members of the media are encouraged to follow [@Raptors_PR](https://twitter.com/Raptors_PR) for the latest media availability time.

MEDIA ENTRANCE



DIRECTIONS TO THE FACILITY





2026 NBA PLAYOFFS

FIRST ROUND SCHEDULE BY SERIES



WESTERN CONFERENCE

#1 Oklahoma City vs. West #8 Seed

DAY	DATE	AWAY	HOME	GM	TIME (ET)	TV / R
Sun	4/19	West #8	Oklahoma City	1	3:30 PM	ABC
Wed	4/22	West #8	Oklahoma City	2	9:30 PM	ESPN
Sat	4/25	Oklahoma City	West #8	3	3:30 PM	NBC/PCK
Mon	4/27	Oklahoma City	West #8	4	TBD	TBD
Wed	4/29	West #8	Oklahoma City	5*	TBD	TBD
Fri	5/1	Oklahoma City	West #8	6*	TBD	TBD
Sun	5/3	West #8	Oklahoma City	7*	TBD	TBD

#2 San Antonio vs. #7 Portland

DAY	DATE	AWAY	HOME	GM	TIME (ET)	TV / R
Sun	4/19	Portland	San Antonio	1	9:00 PM	NBC/PCK
Tue	4/21	Portland	San Antonio	2	8:00 PM	NBC/PCK/R
Fri	4/24	San Antonio	Portland	3	10:30 PM	Prime
Sun	4/26	San Antonio	Portland	4	3:30 PM	ESPN/R
Tue	4/28	Portland	San Antonio	5*	TBD	TBD
Thu	4/30	San Antonio	Portland	6*	TBD	TBD
Sat	5/2	Portland	San Antonio	7*	TBD	TBD

#3 Denver vs. #6 Minnesota

DAY	DATE	AWAY	HOME	GM	TIME (ET)	TV / R
Sat	4/18	Minnesota	Denver	1	3:30 PM	Prime
Mon	4/20	Minnesota	Denver	2	10:30 PM	NBC/PCK
Thu	4/23	Denver	Minnesota	3	9:30 PM	Prime
Sat	4/25	Denver	Minnesota	4	8:30 PM	ABC/R
Mon	4/27	Minnesota	Denver	5*	TBD	TBD
Thu	4/30	Denver	Minnesota	6*	TBD	TBD
Sat	5/2	Minnesota	Denver	7*	TBD	TBD

#4 LA Lakers vs. #5 Houston

DAY	DATE	AWAY	HOME	GM	TIME (ET)	TV / R
Sat	4/18	Houston	LA Lakers	1	8:30 PM	ABC/R
Tue	4/21	Houston	LA Lakers	2	10:30 PM	NBC/PCK
Fri	4/24	LA Lakers	Houston	3	8:00 PM	Prime
Sun	4/26	LA Lakers	Houston	4	9:30 PM	NBC/PCK
Wed	4/29	Houston	LA Lakers	5*	TBD	TBD
Fri	5/1	LA Lakers	Houston	6*	TBD	TBD
Sun	5/3	Houston	LA Lakers	7*	TBD	TBD

EASTERN CONFERENCE

#1 Detroit vs. East #8 Seed

DAY	DATE	AWAY	HOME	GM	TIME (ET)	TV / R
Sun	4/19	East #8	Detroit	1	6:30 PM	NBC/PCK
Wed	4/22	East #8	Detroit	2	7:00 PM	ESPN
Sat	4/25	Detroit	East #8	3	1:00 PM	PCK/NBCSN
Mon	4/27	Detroit	East #8	4	TBD	TBD
Wed	4/29	East #8	Detroit	5*	TBD	TBD
Fri	5/1	Detroit	East #8	6*	TBD	TBD
Sun	5/3	East #8	Detroit	7*	TBD	TBD

#2 Boston vs. #7 Philadelphia

DAY	DATE	AWAY	HOME	GM	TIME (ET)	TV / R
Sun	4/19	Philadelphia	Boston	1	1:00 PM	ABC/R
Tue	4/21	Philadelphia	Boston	2	7:00 PM	PCK/NBCSN
Fri	4/24	Boston	Philadelphia	3	7:00 PM	Prime
Sun	4/26	Boston	Philadelphia	4	7:00 PM	NBC/PCK
Tue	4/28	Philadelphia	Boston	5*	TBD	TBD
Thu	4/30	Boston	Philadelphia	6*	TBD	TBD
Sat	5/2	Philadelphia	Boston	7*	TBD	TBD

#3 New York vs. #6 Atlanta

DAY	DATE	AWAY	HOME	GM	TIME (ET)	TV / R
Sat	4/18	Atlanta	New York	1	6:00 PM	Prime
Mon	4/20	Atlanta	New York	2	8:00 PM	NBC/PCK/R
Thu	4/23	New York	Atlanta	3	7:00 PM	Prime
Sat	4/25	New York	Atlanta	4	6:00 PM	NBC/PCK
Tue	4/28	Atlanta	New York	5*	TBD	TBD
Thu	4/30	New York	Atlanta	6*	TBD	TBD
Sat	5/2	Atlanta	New York	7*	TBD	TBD

#4 Cleveland vs. #5 Toronto

DAY	DATE	AWAY	HOME	GM	TIME (ET)	TV / R
Sat	4/18	Toronto	Cleveland	1	1:00 PM	Prime
Mon	4/20	Toronto	Cleveland	2	7:00 PM	PCK/NBCSN
Thu	4/23	Cleveland	Toronto	3	8:00 PM	Prime
Sun	4/26	Cleveland	Toronto	4	1:00 PM	ESPN
Wed	4/29	Toronto	Cleveland	5*	TBD	TBD
Fri	5/1	Cleveland	Toronto	6*	TBD	TBD
Sun	5/3	Toronto	Cleveland	7*	TBD	TBD

AS OF APRIL 15, 2026 | SUBJECT TO CHANGE | * - IF NECESSARY | TBD - TO BE DETERMINED | R - ESPN RADIO



How does the SoFi NBA Play-In Tournament work?

While the teams that finish Nos. 1-6 in the standings of each conference are guaranteed a playoff spot, the teams that finish Nos. 7-10 in the standings will enter the SoFi NBA Play-In Tournament. These teams will battle for the seventh and eighth playoff seeds.

Here is an overview of how it works:

Each conference's No. 7 team in the standings will host the No. 8 team.

- The winners secure the No. 7 seed in the playoffs.
- The losers will get another chance to earn a playoff spot.

Each conference's No. 9 team in the standings will host the No. 10 team.

- The winners will advance to the final stage of the Play-In Tournament.
- The losers are eliminated.

The losers of the No. 7 vs. No. 8 matchups will host the winners of the No. 9 vs. No. 10 matchups.

- The winners secure the No. 8 seed in the NBA playoffs for its conference.
- The losing teams are eliminated.





TEAM PR CONTACTS



@HawksPR

Garin Narain
EVP & Chief Comms Officer
garin.narain@hawks.com
(404) 395-0710

Jon Steinberg
VP, Bball Communications
jon.steinberg@hawks.com
(404) 388-2778

Billy Hartman
Director, Bball Communications
billy.hartman@hawks.com
(440) 665-0565



@bos_celtics_pr

Christian Megliola
Sr. VP, Communications
cmegliola@celtics.com
(617) 510-8190

Jeff Twiss
Vice President, Media Services
jtwiss@celtics.com
(617) 877-4420

Taylor Kielpinski-Rogers
VP, Communications
taylor@celtics.com
(440) 318-4696

Brian Olive
Director, Bball Communications
bolive@celtics.com
(207) 232-1514



@CavsNotes

B.J. Evans
VP, Bball Communications
bevans@cavs.com
(216) 644-7765

Cherome Owens
Director, Bball Communications
cowens@cavs.com
(216) 218-2565

Sam Coombs
Sr. Manager, Bball Communications
scoombs@cavs.com
(216) 296-8261

Devynne Booker
Coordinator, Bball Communications
dbooker@cavs.com
(216) 970-5174



@Pistons_PR

Kevin Grigg
EVP & Chief Comms Officer
kgrigg@pistons.com
(248) 770-1126

Cletus Lewis
Vice President, Public Relations
clewis@pistons.com
(248) 770-4996

Corey Moore
Sr. Manager, Public Relations
coreymoore@pistons.com
(901) 412-9633



@NY_knicksPR

Jerrey Watkins
SVP, Communications
JeremyWatkins@msgsports.com
(516) 547-4089

Derek Lapinski
Sr. Director, Communications
DerekLapinski@msgsports.com
(609) 922-7322

Mallory Kwitter
Director, Communications
MalloryKwitter@msgsports.com
(917) 599-6092

Qadeer Morgan
Sr. Manager, Communications
Qadeer.Morgan@msgsports.com
(718) 730-4346



Dave Scholler
Chief Communications Officer
davescholler@76ers.com
(609) 992-1315

Brandon Chinn
Director, Bball Communications
brandonchinn@76ers.com
(503) 930-7472

Chris Brannon
Manager, Bball Communications
chrisbrannon@76ers.com
(347) 933-0105

Maiya Barker
Coordinator, Bball Communications
maiyaBarker@76ers.com
(215) 880-2137



@Raptors_PR

Jennifer Quinn
VP, Communications
jqinn@torontoraptors.com
(647) 309-8804

Phil Summers
Sr. Manager, Communications
psummers@torontoraptors.com
(416) 301-4278

Josh Su
Manager, Communications
jsu@torontoraptors.com
(647) 464-4060

MANAGEMENT



BOARD OF DIRECTORS

Edward Rogers, Tony Staffieri, Lawrence M. Tanenbaum, O.C., Mahes Wickramasinghe, Dale Lastman, C.M., O.ONT, Marisa Wyse, David Miller, Roger Rai

MAPLE LEAF SPORTS & ENTERTAINMENT LEADERSHIP

Chair of the Board	Edward Rogers
Deputy Chair of the Board.....	Tony Staffieri
Chair Emeritus of the Board, NBA Governor & NBA Chairman of the Board	Larry Tanenbaum, O.C.
President & CEO.....	Keith Pelley
Chief Financial Officer.....	Sabina Rizvi
Chief Operating Officer.....	Nick Eaves
Chief Legal Officer.....	Peter Miller
Chief Strategy & Innovation Officer.....	Humza Teherany
Chief Marketing Officer.....	Shannon Hosford
Chief People & Inclusion Officer.....	Teri Dennis-Davies
Chief Business Officer	Phil King
General Manager, Toronto Raptors	Bobby Webster
General Manager, Toronto Football Club	Jason Hernandez
General Manager, Toronto Argonauts	Michael Clemons
Senior Vice-President, Food & Beverage.....	Dan Morrow
Senior Vice-President, Global Partnerships	Jordan Vader
Senior Vice-President, Ticket Sales & Service.....	Tom McDonald

MAPLE LEAF SPORTS & ENTERTAINMENT MEDIA RELATIONS

Senior Vice-President, Communications	Dave Haggith
Manager, Corporate Communications.....	Victoria Malisani
Specialist, Influencer Relations and Corporate Communications.....	Monika Zerbe
Coordinator, Corporate Communications	Liz Canatelli





EDWARD ROGERS
Chair of the Board, MLSE



TONY STAFFIERI
Deputy Chair of the Board, MLSE



LAWRENCE M. TANENBAUM, O.C.
Chair Emeritus of the Board, NBA Governor
& NBA Chairman of the Board, MLSE



MAHES WICKRAMASINGHE
Rogers Communications Inc.



DALE LASTMAN, C.M., O.ONT
Goodmans LLP



MARISA WYSE
Rogers Communications Inc.



DAVID MILLER
Rogers Communications Inc.



ROGER RAI
Toronto Blue Jays





MLSE LEADERSHIP



KEITH PELLEY
President & CEO



SABINA RIZVI
Chief Financial Officer



NICK EAVES
Chief Operating Officer



PETER MILLER
Chief Legal Officer



HUMZA TEHERANY
Chief Strategy &
Innovation Officer



SHANNON HOSFORD
Chief Marketing Officer



TERI DENNIS-DAVIES
Chief People &
Inclusion Officer



PHIL KING
Chief Business Officer



BOBBY WEBSTER
General Manager,
Toronto Raptors



JASON HERNANDEZ
General Manager,
Toronto FC



MICHAEL CLEMONS
General Manager,
Toronto Argonauts



DAN MORROW
Senior Vice-President,
Food & Beverage



JORDAN VADER
Senior Vice-President,
Global Partnerships



TOM MCDONALD
Senior Vice-President,
Ticket Sales & Service



DAVE HAGGITH
Senior Vice-President,
Communications



TORONTO RAPTORS BASKETBALL CLUB

30 British Columbia Road - Toronto, Ontario M6K 3C3
Phone: (416)-815-5400 x2801

FRONT OFFICE

Table listing Front Office staff including Chair of the Board, Deputy Chair of the Board, President & CEO, General Manager, and various Directors and Specialists.

COACHING STAFF

Table listing Coaching Staff including Head Coach, Assistant Coaches, Video Coordinators, and Manager of Coaching Operations.

PLAYER HEALTH & PERFORMANCE

Table listing Player Health & Performance staff including Vice-President, Athletic Trainers, Strength & Conditioning Coaches, Physiotherapists, Massage Therapists, Nutritionist, and Medical Director.

OVO ATHLETIC CENTRE STAFF

Table listing OVO Athletic Centre Staff including Manager, Operator, Head Chef, Sous Chef, and Cook.

TEAM SERVICES

Table listing Team Services staff including Director of Wellness, Basketball Advancement, Player Service & Advancement, Team Security, Security Manager, Travel Manager, Equipment Manager, and Team Operations Specialist.

COMMUNICATIONS

Table listing Communications staff including Senior Manager and Manager of Communications.



EDWARD ROGERS

CHAIR OF THE BOARD, MAPLE LEAF SPORTS & ENTERTAINMENT

Edward Rogers was named Chair of Maple Leaf Sports & Entertainment (MLSE) in July, 2025 and has been a Board member since 2012 when Rogers Communications became an owner of the organization.

Mr. Rogers is the Executive Chair of Rogers. He is also chair of Rogers Bank, the Toronto Blue Jays and Constantine Enterprises.

Two of the most significant moments of Edward's tenure leading the Rogers Board were overseeing the merger between Shaw and Rogers in 2023, the largest telecommunications acquisition in Canadian history, and the acquisition of the controlling stake in MLSE in 2025.

As Canada's leading communications and entertainment company, sports are a core part of Rogers. The company's sports ownership began in 2000 when Rogers acquired the Toronto Blue Jays to keep the team in Canada. The company also owns Sportsnet, the number one sports media brand in Canada, and has a long-term strategic partnership with the National Hockey League (NHL), including the national media rights to NHL games on all platforms in Canada through the 2037-38 season.

In addition to his Rogers Board role, Edward served in various operating capacities at Rogers for over 20 years, including as President & Chief Executive Officer of Rogers Cable from 2003 to 2009. Mr. Rogers focused on innovation during his time in operating management roles.

In 2025, Mr. Rogers was named Canadian Chamber of Commerce's Business Leader of the Year in recognition of his "vision, strategic leadership, and resilience" in ensuring Canada remains a top destination for business, investment and opportunity.

Mr. Rogers served on the board of the Sick Kids Foundation from 2006 to 2020. Since 2019, He has been an active member of the Scarborough Health Network (SHN) and serves as the Honorary Co-Chair of its fundraising campaign, "Love, Scarborough." He also received the Queen Elizabeth II Diamond Jubilee Medal in 2012 in recognition of contributions made to Canada.

Mr. Rogers graduated from the University of Western Ontario and spent the early years of his career at Comcast Corporation, based in Philadelphia.



KEITH PELLEY

PRESIDENT & CEO, ALTERNATE GOVERNOR, MAPLE LEAF SPORTS & ENTERTAINMENT

Keith Pelley was named President & Chief Executive Officer of Maple Leaf Sports & Entertainment (MLSE) in January, 2024 before officially assuming the role in April, 2024. MLSE is one of the world's premier sports and entertainment companies as owners of the Toronto Maple Leafs (NHL), Toronto Raptors (NBA), Toronto FC (MLS), Toronto Argonauts (CFL), Toronto Marlies (AHL), Raptors 905 (NBA G-League) and Toronto FC II (MLS Next Pro), hosting more than 3.8 million fans at its venues each year.

In addition to its sports franchises, MLSE's LIVE division has established Scotiabank Arena as one of the leading music and entertainment venues in the world, bringing hundreds of world-class shows to the building each year. The company will lead a \$350 million Venue Reimagination Project to enhance the venue's standing as one of the best in the world.

The organization's charitable arm, MLSE Foundation, has invested more than \$65 million to support the community over the last 15 years and has impacted more than 30,000 youth annually through community programs, including operating the largest provider of youth Sport For Development programming in Ontario with MLSE LaunchPad.

Pelley, a Toronto native, joined MLSE following his role as CEO of the European Tour Group, which administers the DP World Tour, Challenge Tour, Legends Tour, G4DS Tour and the Ryder Cup in Europe. During his eight and a half years with the European Tour Group, the European Tour Group introduced the Rolex Series, DP World's title partnership of the group's main tour, the G4D Tour for Golfers with a disability, mixed events with LET and LPGA, and staged the two most successful Ryder Cups to be played on European soil in Paris (2018) and Rome (2023). Pelley also guided the Tour through the global COVID-19 pandemic, negotiated the full acquisition of European Tour Productions from IMG and formed strategic alliances with the PGA TOUR, the Sunshine Tour and the Challenger PGA Tour of Australasia, as well as established pathways for other Tours onto the DP World Tour as part of the ongoing efforts to make global golf more aligned. Pelley also served as the Chairman of the International Golf Federation.

Prior to joining the European Tour Group, Pelley served as President of Rogers Media from 2010 to 2015 where he was responsible for leading the overall operations of the company's diverse portfolio including television, radio, publishing, digital media, The Shopping Channel, subscription-based content services, the Toronto Blue Jays and Rogers Centre. During his tenure, Pelley led the effort to secure the company's groundbreaking 12-year broadcast and media rights deal with the NHL.

From 2007 to 2010, Pelley was Executive Vice President of Strategic Planning at CTVglobemedia and President of Canada's Olympic Broadcast Media Consortium, where he led Rogers' and CTV's unprecedented coverage of the Vancouver 2010 Olympic Winter Games, delivering the fifth most-watched event in Canadian television history and earning a record seven Gemini Awards for its coverage.

Pelley began his career as an on-air personality at OMNI Television in 1984 before joining TSN where he served in various editorial and production roles. Pelley left TSN for FOX where he worked as a game producer for the NFL, NFL Europe, NHL and MLB, returning to TSN as Senior Vice-President of Programming and Production. Pelley was appointed President of TSN in 2001. Pelley served as President and CEO of the Toronto Argonauts from 2004 to 2007, winning the Grey Cup in his first season with the club.

Pelley has devoted much of his time to numerous charitable organizations over the years, including Holland Bloorview Kids Rehabilitation Hospital Foundation and has received a number of industry awards and recognition, including twice being named Media Player of the Year (2012, 2011); Ryerson Alumni Achievement Award (2011); member of the Etobicoke Sports Hall of Fame (2011); Special Olympics Ontario Sponsors Hall of Fame (2007) and Miles Nadal JCC Sportsman of the Year (2006).

Pelley graduated from Ryerson University (now called Toronto Metropolitan University) with a BA in Radio and Television Arts, and also received an ATCL Diploma from Trinity College in London.

Pelley, and wife Joan, are the proud parents of Jason and Hope.



BOBBY WEBSTER

GENERAL MANAGER

Bobby Webster assumed full leadership of the Raptors in August 2025, after having served as the team's assistant general manager, vice-president, basketball management and strategy, and eight years as general manager. He is in his 13th year with the club, and 21st in the NBA.

After joining the Raptors in June 2013, Webster helped elevate a team that had not been to the postseason since 2008 into a perennial playoff contender which saw the club make steady progress, culminating with the 2019 NBA Championship. The team has made eight playoff appearances, two trips to the Eastern Conference Finals, captured six Atlantic Division titles, recorded five 50-win seasons, including a single season team record 59 victories, and compiled a 591-455 (.565) regular season mark during Webster's time in Toronto.

Following a slow start to the 2013-14 campaign, the Raptors executed a seven-player trade with Sacramento that brought valuable bench depth in Chuck Hayes, Patrick Patterson, John Salmons and Greivis Vasquez to Toronto. From that point forward the Raptors posted the best record in the Eastern Conference at 41-22 and earned the team's first playoff appearance since 2008. It also marked the beginning of seven straight post-season appearances for the team, a franchise record.

During the summer of 2018, the team acquired All-NBA forward Kawhi Leonard and defensive specialist Danny Green in return for All-Star DeMar DeRozan and Jakob Poeltl, and hired head coach Nick Nurse. At the 2019 trade deadline, the Raptors engineered another transformative deal, sending Jonas Valanciunas, Delon Wright and C.J. Miles to Memphis in return for All-Star centre Marc Gasol. The 2018-19 squad won 58 games and defeated Orlando, Philadelphia, and top seed Milwaukee in the playoffs en route to their first Finals appearance. The Raptors defeated the Golden State Warriors on June 13, 2019 to claim Toronto's first title.

Throughout Webster's tenure, the Raptors front office has enjoyed success through the NBA Draft, beginning in 2015 acquiring the draft rights to Norman Powell in the second round. In 2016, the Raptors selected Poeltl and Pascal Siakam in the first round and signed undrafted free agent Fred VanVleet. Siakam and VanVleet would team up to become G-League Champions, All-Stars, and NBA Champions. In the 2017 NBA Draft, OG Anunoby was selected 23rd overall and named to the All-Defensive second team in 2023. The Raptors selected All-Star and former Rookie of the Year Scottie Barnes fourth overall in the 2021 NBA Draft.

A native of Hawaii, Webster came to the Raptors after working for the NBA league office in New York for seven seasons in the legal department. He has a vast working knowledge of the NBA's Collective Bargaining Agreement (CBA) and was part of the team that worked with the NBA Labor Relations Committee to negotiate the 2011 CBA that ended the work stoppage with the National Basketball Players Association.

Webster lives in Toronto with his wife, Lauren, and their three children.



WAYNE EMBRY **SENIOR BASKETBALL ADVISOR**

Wayne Embry embodies and lives by “P” words: preparation, perception, perseverance, persistence, pride and passion. Others will use another “P” word – pioneer – to describe a man who has made his mark during a long and storied basketball career.

Embry joined the Raptors on June 7, 2004 as senior basketball advisor. He took charge of the basketball operations area as interim general manager from January 26, 2006 – February 28, 2006. Over the course of that time, Embry engineered two trades (Aaron Williams to New Orleans/Oklahoma City and Jalen Rose to New York) to create significant salary cap space for his successor, Bryan Colangelo, to rebuild the roster in the offseason.

Embry has been affiliated with the NBA for more than 50 years as a player and front office executive. While Embry enjoyed a successful 11-year career as a player, he will be forever remembered in professional sports circles for being the first African American to be general manager and a president of an NBA club.

Embry became the first African American general manager in professional sports when he was named to the post by the Milwaukee Bucks in 1972. He served in that capacity for eight years leading the Bucks to two seasons of 59 or more wins and four postseason appearances, including the 1974 Finals.

Prior to joining Milwaukee’s front office, Embry was called upon by Bucks ownership to encourage his former teammate/roommate Oscar Robertson to accept a trade to Milwaukee. The move paired Robertson with Lew Alcindor, the first overall pick from the 1969 NBA Draft. The duo led Milwaukee to the 1971 NBA title, making the Bucks the fastest expansion team in sports history to win a championship.

From 1985-92, Embry served as vice-president and general manager of the Cleveland Cavaliers. He moved to an executive vice-president position with the club from 1992-94, and in 1994 once again made history by becoming the first African American NBA team president and chief operating officer. Under his direction the Cavaliers won 40 or more games 10 times, 50 or more on three occasions and advanced to the Eastern Conference Final in 1992. Embry earned The Sporting News Executive of the Year honours in 1992 and 1998, as well as being named Sports Illustrated’s Executive of the Year in 1998.

The 6-foot-8, 240-pound Embry was known as “The Wall” during his playing days for his ability to set solid picks. He appeared in 831 regular season NBA games, averaging 12.5 points and 9.1 rebounds. He averaged double figures in points in eight of his 11 seasons. He participated in 56 postseason contests where he contributed an average of 10.1 points and 8.0 rebounds, including tallies of 16.3 points and 13.5 rebounds in the 1963 playoffs.

Embry began his NBA career in 1958 with the Cincinnati Royals, where he played eight seasons, including the final four as team captain. He earned first-team All-NBA honours for five consecutive seasons (1961-65). He joined the Boston Celtics for two campaigns (1966-68) and helped the Celtics capture the 1968 NBA championship with a 4-2 series triumph over the Los Angeles Lakers. He finished his playing career the following year as the first captain in Milwaukee Bucks history.

A native of Springfield, Ohio, Embry was a two-time honourable mention All-America selection at Miami (Ohio) University. He was the team’s leading scorer, team captain and MVP in 1957 and 1958, and is the fourth player in school history to have his jersey (No. 23) retired. He earned a Bachelor of Science degree in education and a minor in business administration from Miami.

In 2021, Embry was honoured by the Naismith Memorial Basketball Hall of Fame alongside George Raveling and Bill Russell with the Mannie Jackson Award – presented for their decades-long commitment to social justice. Later that year, his alma mater announced that a statue of Embry would be placed on the Miami campus, the first African American alumnus to be so honoured. A scholarship to support Miami varsity men’s basketball student-athletes has also been endowed in his name.

Embry has sat on several non-profit and corporate boards, including the Federal Reserve Bank of Cleveland where he played a significant role in shaping monetary and economic policies. He received numerous leadership awards including the Sports Business Journal’s Champions Award, the Global Sports Management Summit’s Lifetime Achievement Award and the Giant Steps Award from the National Consortium for Academics and Sports.

Embry was enshrined at the Naismith Basketball Hall of Fame in 1999 and the Ohio Basketball Hall of Fame in 2006. He had his high school and collegiate uniform numbers retired and has a road named in his honour in Clark County, Ohio.

In 2022, the NBA unveiled The Wayne Embry Trophy awarded to the winners of the Central Division. It was one of six trophies unveiled for the league’s division winners each named after an NBA legend and African-American pioneer.

Embry was married for more than 60 years to Terri Embry, who passed away in the summer of 2020. Together, they had three children: Debbie, Jill and Wayne Jr.



DAN TOLZMAN

ASSISTANT GENERAL MANAGER / VICE-PRESIDENT, PLAYER PERSONNEL

Dan Tolzman is in his 13th season in the Raptors' front office and ninth as assistant general manager / vice-president, player personnel. In this role, he assists in building the Raptors' roster and oversees all aspects of the team's scouting department, including college and professional scouting, talent assessment and related data management. Additionally, he works closely in an advisory role for Raptors 905 and the Raptors on-court development program.

Tolzman served for three seasons as general manager of Raptors 905, the team's NBA G League affiliate. His tenure was highlighted by a championship during the 2016-17 season and a return to the finals the following year. During the 2016-17 season, the team posted a 39-11 (.780) record during the regular season (the second-best record in G League history) and set a G League record with a 21-4 (.840) mark on the road. His record over three seasons stands at 93-57 (.620) during the regular season and 9-3 (.750) in postseason play. In addition to team success, Raptors 905 experienced personnel success over his tenure as three players received an NBA G League call-up, two players received Euroleague buyouts and two coaches were promoted to the front of NBA benches.

Prior to joining the Raptors, Tolzman served as the scouting coordinator for the Denver Nuggets. He originally joined the Nuggets organization as a media relations intern in 2004 and was promoted to media relations manager in 2009.

Tolzman is a native of Tucson, Arizona and played basketball at Sabino High School. He graduated from the University of Minnesota-Morris in 2004 before relocating to Denver.



KEITH BOYARSKY

VICE-PRESIDENT, BASKETBALL STRATEGY & RESEARCH

Keith Boyarsky is in his 17th season in the Raptors front office. He was promoted to Vice-President, Basketball Strategy & Research in June 2017. Boyarsky started with the team as an analytics consultant during the 2009-10 season and was named Director of Analytics in 2013-14. He advises management in player evaluation and roster construction, while providing the coaching staff with data-driven scouting and analysis. Boyarsky adapts new technologies and data sources to lead the Raptors' efforts in innovating new competitive advantages.



TYLA FLEXMAN

VICE-PRESIDENT, BASKETBALL OPERATIONS

Tyla Flexman returned to Maple Leaf Sports and Entertainment (MLSE) in August 2024, joining the Toronto Raptors as Vice-President of Basketball Operations. Flexman brings a vast knowledge in partnerships, operations and business development to the organization. In her role, she leads the team operations staff while also acting as a liaison between the basketball and business departments.

Flexman's first stint at MLSE came from 2016-18. During that time, she worked in multiple areas of the company including leading partnerships for Raptors 905 and on the global partnership development team. She then ventured to Lyft, where she held a number of leadership roles, most recently serving as the Senior Director of Partnerships across the US and Canada, overseeing a variety of operational and business development verticals.

A native of Vancouver, British Columbia, Flexman holds an MBA from the Rotman School of Management at the University of Toronto and is a Kinesiology graduate of the University of British Columbia.

Flexman has a lifelong passion for sport and athletics. She was a member of the Canadian Women's Field Hockey Team for eight years (2004-2012), where she competed in the Junior World Cup, Commonwealth Games, World Cup qualifiers and the Pan Am Games in Guadalajara, Mexico. She also served on the Team BC Mission staff for the 2013, 2015 and 2017 Canada Games.



JENNIFER QUINN

VICE-PRESIDENT, COMMUNICATIONS

Jennifer Quinn joined the Toronto Raptors as Director of Communications in 2017 and was promoted to Vice-President in 2024. She oversees all team communications and content, and acts as a liaison between the basketball and business/marketing operations groups.

A Toronto-area native, Quinn began her career as reporter at the Toronto Star in 1998. She spent seven years as a news and sports reporter – including covering the Raptors and the NBA – before moving to the United Kingdom. In London, she worked as a correspondent for the Associated Press and as the Head of Communications for the Canadian High Commission, Canada's diplomatic post in the U.K. Quinn returned to Canada and reporting for the Toronto Star in November 2012, before becoming the first female sports editor in the paper's history.

While at the Star, Quinn was the recipient of a Michener Award, a National Newspaper Award, and an Amnesty International award for her coverage. She holds a Bachelor of Arts (Honours) from Bishop's University and a Bachelor of Journalism from Toronto Metropolitan University.



MATT REDFIELD
Senior Director, Strategy
& Analytics



PATRICK ENGELBRECHT
Director, Global Scouting &
International Affairs



CURTIS CRAWFORD
Director, Player
Personnel



LUKE WINN
Director, Prospect Strategy /
General Manager, Raptors 905



ISAAC LAX
Director, Roster
Planning & Analysis



SHELBY WEAVER
Director, Basketball
Operations



CHAD SANDERS
Director, Scouting



ALEEM HASSANALI
Specialist, Amateur
Scouting



NILOO ABEDZADEH
Coordinator, Basketball
Strategy & Operations



BEN UZOH
Pro Scout



JOSÉ NANDEZ
Data Analyst



DARKO RAJAKOVIĆ

HEAD COACH

The passion Darko Rajaković [rye-AHK-oe-vich] has for the game of basketball has led him around the world. From Madrid, Spain to Tulsa, Oklahoma, each of these experiences have added to Rajaković's beliefs and philosophies, shaping him into the coach, father, and leader he is today.

Raised in Serbia during a civil war, Rajaković fell in love with basketball during a time of unrest in his homeland. The basketball court became his safe haven, a place where he and his friends could gather and play until the wee hours of the morning.

It was fitting Rajaković started his coaching career in his hometown of Cacak, Serbia. At just 16 years of age, he embarked on a life-long journey of teaching others a game that brought him such joy. This started with the local Borac Cacak Youth Team in 1996. After three seasons with the club, he was named the head coach of the U20 and

U18 teams of Red Star Belgrade, leading Red Star to two Serbian Youth championships during his eight-year tenure (1999-2007).

Rajaković then ventured to Spain where he coached Espacio Torreledones for three successful seasons (2009-12). In his first year with the franchise, he led the team to the championship of the Primera Division de Baloncesto in Madrid.

From 2004-11, Rajaković held his first formal job with an NBA team, serving as a European scouting consultant and NBA Summer League assistant coach for the San Antonio Spurs.

His time in Serbia, Spain and San Antonio ultimately led Rajaković to the Oklahoma City Thunder, where he spent seven seasons (2012-19). Rajaković joined the organization in 2012 as the head coach of the Tulsa 66ers – the franchise's then NBA G League affiliate and became the first head coach born outside of North America in league history. Under his guidance, the team went 51-49 (.510) over two seasons and reached the 2013 G League semifinals. In 2014, Rajaković was honoured as one of Oklahoma City's assistant coaches at the NBA All-Star game in New Orleans.

Rajaković transitioned from the G League to the NBA at the start of the 2014-15 campaign, in what would be his first of five seasons as an assistant coach with the Thunder (2014-19). Oklahoma City averaged 49 wins during his time on the coaching staff and earned four playoff appearances - including a trip to the 2016 Western Conference Finals.

Rajaković also spent time in the NBA as an assistant coach with the Phoenix Suns (2019-20) and Memphis Grizzlies (2020-23), before being named the 10th head coach in Toronto Raptors history in June of 2023.

On the international stage, Rajaković was as an assistant coach for Serbia at the 2019 FIBA World Cup in China, helping his country to a fifth place finish at the tournament, which included a win over the United States in the classification round.

Rajaković prides himself on being a life-long learner. He earned a basketball coaching degree from the Belgrade Basketball Academy in 2004 and a degree in sports management from Alfa BK University in Belgrade in 2006.

He and his wife, Gaga, reside in Toronto with their son, Luka.



PAT DELANY ASSISTANT COACH

Pat Delany is in his third year with the Raptors organization. He spent the previous two seasons (2021-23) as an assistant coach with the Washington Wizards, following stops with the Orlando Magic (2018-21) and Charlotte Hornets (2014-18).

Delany spent 12 seasons in the Miami Heat organization. He was head coach of Miami's G League affiliate, the Sioux Falls Skyforce, for one season (2013-14) where he guided the Skyforce to a 31-19 record (.620) - the second-best mark in the league. Prior to Sioux Falls, Delany was an advance scout for six seasons (2007-13), spent four years as a video coordinator (2003-07) and started with Miami as a video intern in 2002.

Delany began his career in the NBA as a video intern with the Boston Celtics during the 2001-02 season. He has also spent five summers as a basketball camp counselor at places including the University of North Carolina, University of Notre Dame and his alma mater, Saint Anselm College, a Division II school in New Hampshire.

Delany played four years at Saint Anselm (1998-02), where he finished his career as the school's all-time leader with 731 assists. He graduated with a degree in business administration.

Delany and his wife, Jackie, have three children, Rylan, Lila May and Rosalie.



JAMA MAHLALELA ASSISTANT COACH

Jama Mahlalela (Jah-MAH MAH-la-lay-lah) rejoined the Raptors organization in 2023, after two seasons with the Golden State Warriors where he was an assistant coach and helped the Warriors capture the 2022 NBA Championship.

Mahlalela was an assistant coach with the Raptors during the 2020-21 campaign, following two seasons (2018-20) as head coach of Toronto's G League affiliate, Raptors 905. Under his guidance, the 905 compiled a 51-42 (.548) record and reached the playoffs in his first season, while his second season at the helm was cut short due to the COVID-19 pandemic. Prior to his time in the G League, Mahlalela spent five seasons as an assistant coach with the Raptors and two years working in the front office as director

of player development.

A native of Eswatini (formerly Swaziland), Mahlalela started with the Raptors on the community development staff in 2006, leading the Raptors Basketball Academy and various clinics throughout Canada. Mahlalela was named director of basketball operations for NBA Asia in 2009 and oversaw the League's clinics, youth programs and elite-level development from his base in Hong Kong.

Mahlalela continues to be involved with the Giants of Africa Foundation, a non-profit organization that uses basketball as a means of educating and enriching the lives of African youth by empowering boys and girls to dream big, hosting basketball camps and clinics in 17 countries across the continent.

Mahlalela grew up in the Greater Toronto Area and played collegiately at the University of British Columbia. He began his coaching career as an assistant coach with the University of Toronto for four seasons. Mahlalela and his wife, Michelle, have two children, Mia and Jayce.



JAMES WADE ASSISTANT COACH

James Wade is in his third season with the Raptors, following five years as the head coach and general manager of the WNBA's Chicago Sky (2019-23). Wade led the Sky to playoff appearances in each of his four seasons at the helm and helped the franchise capture its first WNBA championship in 2021. He was named WNBA Executive of the Year in 2022, after Chicago set a franchise record with 26 wins, and was voted WNBA Coach of the Year in 2019. Wade amassed an 81-59 (.579) record with the Sky, leaving with the highest winning percentage in team history.

Prior to his time in Chicago, Wade served as an assistant coach for the Minnesota Lynx (2017-18), where he helped guide the team to the 2017 WNBA title. He began his WNBA coaching career with the San Antonio Stars (2013-16) and has also worked overseas in Russia and France.

A native of Memphis, Tennessee, Wade played collegiately at Middle Tennessee State, Chattanooga State and Kennesaw State University. After graduating in 1998, he went on to play professionally for nearly 13 years in Europe (2001-13) with stops in the United Kingdom, France, Russia, Spain, Czech Republic and Belgium.

Wade is a dual citizen of France and the United States. He and his wife Edwige have one son, James III.




MIKE BATISTE
Assistant Coach



IVO SIMOVIĆ
Assistant Coach



VIN BHAVNANI
Assistant Coach



ERIC KHOURY
Assistant Coach



JIM SANN
Assistant Coach



MERY ANDRADE
Assistant Coach



IKE AZOTAM
Head Video Coordinator /
Player Development Coach



NOAH LEWIS
Assistant Video Coordinator /
Player Development Coach



MATT VEST
Assistant Video Coordinator /
Player Development Coach



NAOFALL FOLAHAN
Assistant Video Coordinator /
Player Development Coach



KAREEM ELLIOTT
Assistant Video Coordinator /
Player Development Coach



FELECIA BROWN
Manager,
Coaching Operations



NOEL GILLESPIE
Advance Scout



ALEX MCKECHNIE

VICE-PRESIDENT, PLAYER HEALTH & PERFORMANCE

Alex McKechnie joined the Raptors in July 2011 to oversee all aspects of player health and performance for the franchise, including rehabilitation, strength training and sports science. He has won six NBA championships – five with the Los Angeles Lakers and one with the Raptors - and is regarded as an industry leader in core training and movement integration. Prior to coming to Toronto, McKechnie worked for 13 seasons with the Lakers, including eight as the Athletic Performance Coordinator.

A native of Glasgow, Scotland, McKechnie graduated from the Leeds School of Physiotherapy and came to Canada in 1974 to be the head physiotherapist to the Varsity Athletic Program at Simon Fraser University in Burnaby, British Columbia. During his time at Simon Fraser, McKechnie also served as the team physiotherapist for the Vancouver Whitecaps of the North American Soccer League (1974-82) and for the 1976 Canadian Olympic Soccer Team.

McKechnie left Simon Fraser in 1977 to open his own private practice specializing in Orthopedics and Sports Medicine. Three years later, he began working on a consultant basis with the Vancouver Canucks (1980-2000). McKechnie worked as a physiotherapist for the Canadian Men's Soccer program for 24 years and his career with the national team culminated in winning the 2000 CONCACAF Gold Cup.

In 2001, after two years of work and research, McKechnie was issued a United States patent on the Torsion Board which he subsequently licensed with Reebok to produce the Reebok Core Board, a device widely used in the NBA, NFL, NHL and gyms in North America. He also developed the Core X system which has been widely adopted in the NBA, NFL, NHL, Premier League and European soccer.

McKechnie was inducted into the Burnaby Sports Hall of Fame in 2001 and the British Columbia Sports Hall of Fame in 2018. He was also honoured in the Basketball BC Hall of Fame in 2023. McKechnie is a member of the Chartered Society of Physiotherapists and Canadian Physiotherapy Association.



RAYHAN MALIK

HEAD ATHLETIC TRAINER

Rayhan Malik was named Head Athletic Trainer for the Toronto Raptors in 2023. A dual-credentialed clinician in athletic therapy and strength and conditioning, Malik's role involves immediate medical care, integrative rehabilitation services, and injury reduction strategies.

Prior to joining the Raptors, Malik spent four seasons (2017-21) with the Toronto Raptors' NBA G League affiliate, Raptors 905, as the Head Athletic Trainer. Before joining the Toronto Raptors organization, Malik served as an athletic therapist for Team Ontario's U-17 Boys' Basketball team, York University's Men's Rugby Team, and a variety of multidisciplinary clinics across Toronto.

Malik studied at York University where he completed his BSc with honours in Kinesiology as well as the Athletic Therapy Certificate Program in 2015. He then went on to complete a Masters of Health Science with a Specialization in Athletic Training at the University of St. Augustine in 2019. Currently, he is in the process of obtaining a Doctorate of Education with a Specialization in Athletic Training from the University of St. Augustine.

In addition, he is a certified strength and conditioning specialist, functional movement screening specialist, registered kinesiologist, and a neurofunctional acupuncture provider.



DR. PAUL MARKS
Team Medical Director &
Orthopedic Surgeon



DR. HOWARD PETROFF
Assistant Team
Medical Director



DR. JEFFREY BACHER
Assistant Team
Medical Director



DR. ASHLEY YU
Physician



GIOVANNI SARDELLA
Assistant Athletic
Trainer / Sports Science



JON LEE
Head Strength &
Conditioning Coach



BEN BAHRAMI
Assistant Strength &
Conditioning Coach



AMANDA JOAQUIM
Physiotherapist



NIKKI GARCIA
Physiotherapist



ZAHRA BRUCE
Massage Therapist



MELISSA DOLDRON
Massage Therapist



JENNIFER SYGO
Nutritionist



TEAM SERVICES & OVO ATHLETIC CENTRE STAFF



DR. DAYNA CHARBONNEAU
Director, Wellness



DR. LACEY' CARMON-JOHNSON
Director, Basketball
Advancement



RAE-MARIE ROSTANT
Specialist, Player
Service & Advancement



GREGORY AMOROSO
Director, Security



BILL BEVAN
Assistant Security Manager



STEPHEN DUIVESTEYN
Assistant Security Manager




PAUL ELLIOTT
Team Travel Manager



CURTIS ANDRADE
Head Equipment Manager



GABRIELLE SCHWABE
Team Operations Specialist -
Equipment



NICK MANN
Coordinator, Basketball
Operations & Equipment



JENNIFER TAYLOR
Manager, Team Services



BRANDON MOITA
Technology Lead



ABBY BRUYER
Wayne & Theresa Embry
Fellow



BRENNER EVERTS
Manager, Building Operations



SANDRO STELLA
Operator, Building Operations



RYAN GALLAGHER
Head Chef



RICKY NIZZER
Sous Chef



NICK BAKOLIAS
Cook

THE PLAYERS



2025-26 TORONTO RAPTORS ROSTER



NO.	PLAYER	POS	HT	WT	BIRTH DATE	PRIOR TO NBA / HOME COUNTRY	NBA EXP.
4	Scottie Barnes	G-F	6-8	237	08/01/2001	Florida State / USA	4
9	RJ Barrett	G-F	6-7	222	06/14/2000	Duke / Canada	6
77	Jamison Battle	F	6-6	218	05/10/2001	Ohio State / USA	1
1	Gradey Dick	G-F	6-7	209	11/20/2003	Kansas / USA	2
24	Chucky Hepburn*	G	6-0	193	02/09/2003	Louisville / USA	R
3	Brandon Ingram	F	6-8	205	09/02/1997	Duke / USA	9
32	Trayce Jackson-Davis	C-F	6-9	248	02/22/2000	Indiana / USA	2
0	AJ Lawson	G	6-6	185	07/15/2000	South Carolina / Canada	3
54	Sandro Mamukelashvili	C-F	6-9	246	05/23/1999	Seton Hall / Georgia	4
55	Alijah Martin*	G	6-2	212	12/26/2001	Florida / USA	R
2	Jonathan Mogbo	F	6-7	219	10/29/2001	San Francisco / USA	1
12	Collin Murray-Boyles	F	6-7	245	06/10/2005	South Carolina / USA	R
19	Jakob Poeltl	C	7-0	253	10/15/1995	Utah / Austria	9
5	Immanuel Quickley	G	6-3	197	06/17/1999	Kentucky / USA	5
23	Jamal Shead	G	6-0	200	07/24/2002	Houston / USA	1
17	Garrett Temple	G-F	6-5	196	05/08/1986	LSU / USA	15
14	Ja'Kobe Walter	G	6-4	201	09/04/2004	Baylor / USA	1

* Two-Way Player

HEAD COACH: Darko Rajaković (Serbia)

ASSISTANT COACHES: Pat Delany (Saint Anselm), Jama Mahlalela (British Columbia), James Wade (Kennesaw State), Mike Batiste (Arizona State), Ivo Simović (Serbia), Vin Bhavnani (USC), Eric Khoury (University of Toronto), Jim Sann (Colorado), Mery Andrade (Portugal)

VICE PRESIDENT, PLAYER HEALTH & PERFORMANCE: Alex McKechnie (Leeds School of Physiotherapy)

HEAD ATHLETIC TRAINER: Rayhan Malik (York University)

NUMERICAL ROSTER:

0	AJ Lawson	17	Garrett Temple
1	Gradey Dick	19	Jakob Poeltl
2	Jonathan Mogbo	23	Jamal Shead
3	Brandon Ingram	24	Chucky Hepburn
4	Scottie Barnes	32	Trayce Jackson-Davis
5	Immanuel Quickley	54	Sandro Mamukelashvili
9	RJ Barrett	55	Alijah Martin
12	Collin Murray-Boyles	77	Jamison Battle
14	Ja'Kobe Walter		

PRONUNCIATION GUIDE:

Vin Bhavnani: Vin BAV-naa-ee
Jama Mahlalela: Jah-MAH MAH-la-lay-lah
Alijah Martin: Ah-LIE-juh Martin
Sandro Mamukelashvili: Sandro mah-MOO-kell-osh-VEE-lee
Jonathan Mogbo: Jonathan MOE-bo
Jakob Poeltl: YAH-cub PER-tull
Darko Rajaković: Darko rye-aHK-oe-vich
Jamal Shead: Jamal Shed
Ivo Simović: EE-voh SIM-oh-vitch

SOCIAL MEDIA:

	X / TWITTER	INSTAGRAM
Scottie Barnes	@ScottBarnes561	@ya.boy.scottie
RJ Barrett	@RJBarrett6	@rjbarrett
Jamison Battle	@battletime510	@battletime10
Gradey Dick	@gradey_dick	@gradey
Chucky Hepburn	@ChuckyHepburn	@chucky.hepburn
Brandon Ingram	@B_Ingram13	1ngram4
Trayce Jackson-Davis	@traycejackson	@trayce.jackson
AJ Lawson	@ItsAJLawson	@ajlawson
Sandro Mamukelashvili	@Mamukelashvili5	@ma23mu
Alijah Martin	@martin_alijah	alijahmartin15
Jonathan Mogbo	@j_mogbo	@jnathan.1
Collin Murray-Boyles	@boyles_murray	@30murrayjr
Jakob Poeltl		@jakob
Immanuel Quickley	@IQ_GodSon	@immanuelquickley__
Jamal Shead		@j.uno1
Garrett Temple	@GTemp17	@gtemp17
Ja'Kobe Walter	@JaKobeWalter1	@_wubbs

HOW THE TEAM WAS ASSEMBLED:

DRAFT	TRADE
2025 – Murray-Boyles (1st round)	2026 – Jackson-Davis (February 5)
2025 – Martin (2nd round)	2025 – Ingram (February 6)
2024 – Walter (1st round)	2024 – Shead (June 28)
2024 – Mogbo (2nd round)	2023 – Quickley (December 30)
2023 – Dick (1st round)	2023 – Barrett (December 30)
2021 – Barnes (1st round)	2023 – Poeltl (February 9)
FREE AGENT	
2025 – Mamukelashvili (July 4)	
2025 – Hepburn (July 1)	
2024 – Lawson (December 11)	
2024 – Battle (July 16)	
2023 – Temple (August 1)	



#4 SCOTTIE BARNES

Position: Guard-Forward **Birthdate:** 08/01/2001
Height: 6-7 **Birthplace:** West Palm Beach, FL
Weight: 222 lbs. **High School:** Montverde Academy
NBA Experience: 4 years **College:** Florida State '21
Years with Raptors: 4 years

HOW ACQUIRED: First round draft pick (fourth overall) in 2021 NBA Draft.
CAREER TRANSACTIONS: First round draft pick (fourth overall) by Toronto in 2021 NBA Draft; **July 8, 2024:** Signed a multi-year contract extension with Toronto.
CONTRACT STATUS: Signed through the 2029-30 season.

2025-26 SEASON: Averaged 18.1 points, 7.5 rebounds, 5.9 assists, 1.43 steals, 1.45 blocks and 33.5 minutes in 80 games (all starts) with Toronto ... Shot career bests of .507 [569-1123] from the field and .815 [242-297] at the free throw line ... Shot .304 [68-224] from three-point territory ... Inactive twice ... Was selected a reserve for the NBA All-Star Game in Los Angeles; became the sixth player in franchise history with multiple All-Star selections ... Also participated in the Shooting Stars competition on All-Star Saturday ... Was named Eastern Conference Defensive Player of the Month for October/November and Player of the Week for Week 12 [Jan. 5-11] ... Scored in double figures in 75 games, 20+ points 28 times and 30 or more in four contests ... Collected 10+ rebounds in 23 games ... Recorded a single season career-high 30 double-doubles and three triple-doubles ... Also set single-season career highs in total points [1448], rebounds [600], assists [474], steals [114] and blocks [116] ... Was the only player in the NBA with 100+ steals and 100+ blocks – second player in franchise history to accomplish this feat, along with Oliver Miller in 1995-96 ... Became just the fifth player in NBA history with 1,400 points, 600 rebounds, 400 assists, 100 steals and 100 blocks in a season, joining Kareem Abdul-Jabbar, Alvan Adams, Giannis Antetokounmpo and Kevin Garnett (five times) ... Led the team in points 17 times, rebounds in 40 games and assists in 33 contests ... Dished out 10 or more assists in a career-high six straight games [Mar. 23 – Apr. 1] – the longest streak by a Raptor since Kyle Lowry in 2020 ... Averaged 11.8 assists during this stretch ... Set a career high with 15 assists Mar. 29 vs. Orlando ... Inactive for personal reasons Feb. 22 at Milwaukee ... Tied a career high with six blocks Jan. 23 at Portland ... Sat out Jan. 9 at Boston with a right knee sprain ... Became the first Raptor to record two triple-doubles in a three-game span [Dec. 28-31] ... Recorded 23 points, a franchise high-tying and career-best 25 rebounds and 10 assists Dec. 28 vs. Golden State; became the third player in franchise history with 20 points and 20 rebounds in

the same game, joining Chris Bosh (twice) and Popeye Jones ... Scored 24 points and made a career-high 14 free throws Nov. 26 against Indiana ... Set a franchise record with at least one block and one steal in 11 consecutive games [Oct. 29 - Nov. 19] ... Scored 5,000th career point Nov. 15 at Indiana ... Finished with a season-high 33 points Oct. 26 at Dallas.

PROFESSIONAL CAREER: Averaging 17.4 points, 7.5 rebounds, 5.2 assists, 1.3 steals, 1.1 blocks and 34.3 minutes in 356 career NBA games (355 starts) with Toronto ... Shooting .475 [2412-5076] from the field, .301 [366-1217] from three-point distance and .773 [1014-1311] at the free throw line ... Has scored 20+ points in 128 games, including 30 or more 17 times ... Owns 109 career double-doubles and nine triple-doubles ... Has been named an NBA All-Star twice ... Was selected as a reserve for the 2025 NBA All-Star Game in Los Angeles and named by Commissioner Adam Silver as an injury replacement for the 2024 NBA All-Star Game in Indianapolis ... Participated in the Rising Stars showcase during NBA All-Star Weekend as both a rookie and sophomore ... Has also competed in the Skills Challenge as part of All-Star Saturday Night in 2022 and 2024 and the Shooting Stars contest in 2025 and 2026 ... Was voted the 2021-22 NBA Rookie of the Year becoming just the third player in franchise history to win the award, joining Vince Carter (1998-99) and Damon Stoudamire (1995-96) ... Also earned NBA All-Rookie First Team honours [2021-22] ... Was named Eastern Conference Defensive Player of the Month for October/November 2025; became the first Raptor to capture the monthly award ... Has been selected Eastern Conference Player of the Week twice: Week 12 [Jan. 5-11] of the 2025-26 season and Week 14 [Jan. 20-26] of the 2024-25 campaign ... Ranks sixth on the Raptors' all-time assists list (1842), seventh in blocks (383), eighth in points (6204) and rebounds (2,665), and fifth in double-doubles (109) ...



SCOTTIE BARNES

Playoffs: Averaging 12.8 points, 9.0 rebounds, 4.3 assists, 1.0 steals and 33.2 minutes in four career postseason games ... Shooting .429 (18-42) from the floor and .813 (13-16) at the foul line ... Has scored 10+ points three times with one double-double in the playoffs.

2024-25: In 65 games (all starts) with Toronto, averaged 19.3 points, 7.7 rebounds, 5.8 assists, a career-high 1.43 steals and 32.8 minutes ... Inactive for 15 games and DND twice ... Shot .446 (474-1063) from the floor, .271 (76-280) from beyond the arc and .755 (228-302) at the foul line ... Scored in double figures in 60 games, 20+ points 31 times and 30 or more in five contests ... Recorded 10+ rebounds in 25 games and 10 or more assists three times ... Posted 26 double-doubles, including one triple-double ... Led the team in scoring 26 times, rebounds in 22 contests and assists in 27 games ... Matched a career best with 35 points (15-23 FG, 2-2 3PT, 3-4 FT) in the regular season finale Apr. 13 at San Antonio ... Missed two games (Apr. 4-6) with a right hand MCP joint contusion ... Grabbed 2,000th career rebound Mar. 24 vs. San Antonio; became the fastest player in franchise history to reach 2,000 rebounds and 1,000 assists (267 games) ... Had a career-high six steals Mar. 16 at Portland ... Sat out Mar. 12 against Philadelphia due to right hand sprained fifth MP joint ... Missed Feb. 26 at Indiana with a left hip contusion ... Was named Eastern Conference Player of the Week for Week 14 (Jan. 20-26); captured the honour for the first time after helping the Raptors to a perfect 3-0 record, averaged team highs of 22.0 points, 9.7 rebounds, 6.0 assists, 1.7 steals and 35.0 minutes ... Reached 4,000 career points Jan. 9 at Cleveland ... Missed two games (Dec. 12-16) with a right ankle sprain ... Dished out a season-high 14 assists Dec. 7 vs. Dallas ... Scored a career best with 35 points (13-20 FG, 3-7 3PT, 6-8 FT) Dec. 3 against Indiana ... Recorded lone triple-double with 24 points, 10 rebounds and 10 assists Nov. 29 at Miami; passed Pascal Siakam (5) for second-most triple-doubles in franchise history ... Sat out 11 games (Oct. 30 - Nov. 18) due to a right orbital fracture; sustained the injury late in the fourth quarter Oct. 28 vs. Denver ... Dished out 1,000th career assist Oct. 26 at Minnesota; became the youngest Raptor to reach this milestone (23 years, 86 days) ... Required the second fewest career games (214) in NBA history to amass 3,000 points, 1,000 rebounds, 1,000 assists, 200 steals and 200 blocks behind on Michael Jordan (197 games).

2023-24: Averaged career highs of 19.9 points, 8.2 rebounds, 6.1 assists, 1.47 blocks (11th in the NBA), and 34.9 minutes, along with 1.25 steals, in 60 games (all starts) with Toronto ... Inactive for 22 games ... Shot .475 (447-942) from the field, a career-best .341 (101-296) from three-point range and .781 (196-251) at the free throw line ... Made 101 threes after making 121 in first two seasons combined ... Named by Commissioner Adam Silver as an injury replacement for the 2024 NBA All-Star Game in Indianapolis ... Became the youngest Raptor since Chris Bosh, and just the ninth player in franchise history, to earn an All-Star selection ... Also competed in the Skills Challenge during All-Star Saturday Night ... Scored in double

digits in 57 games, 20+ points 34 times and 30 or more in six contests ... Recorded 25 double-doubles and four triple-doubles ... Pulled down 10+ rebounds in 24 games and dished out 10 or more assists on five occasions ... Led the team in scoring 22 times, rebounds in 26 games and assists in 22 contests ... Joined Larry Bird, Magic Johnson, Grant Hill and Luka Doncic as the only players in NBA history to tally at least 3,000 points, 1,400 rebounds and 900 assists in their first 200 NBA games ... Missed the final 22 games of the regular season after undergoing surgery to repair a fracture to the third metacarpal bone of his left hand; sustained the injury late in the first half Mar. 1 against Golden State ... Posted a double-double in a career-long five straight games (Feb. 14-28), averaged 21.4 points and 10.4 rebounds over this span ... Set a single-season franchise record with fourth triple-double Feb. 26 at Indiana; logged 21 points, 12 rebounds, a season-high 12 assists and five blocks against the Pacers ... Became just the third player in NBA history to register 21/12/12/5 in the same game, along with Nate Thurmond (1974) and Alvan Adams (1977) ... Finished with 22 points, 12 rebounds, eight assists and a career-best six blocks Jan. 22 against Memphis ... Scored 20+ points in a career-high seven consecutive games (Dec. 23 - Jan. 5), averaged 23.4 points during this stretch ... Scored 3,000th career point Jan. 1 vs. Cleveland ... Netted 30 points (10-24 FG, 7-15 3PT, 3-4 FT) Dec. 29 at Boston; set single-game career highs in both three-pointers made and attempted against the Celtics ... Matched a then career best with 32 points Dec. 23 vs. Utah ... Grabbed a season-high 17 rebounds Dec. 18 vs. Charlotte.

2022-23: Averaged 15.3 points, 6.6 rebounds, 4.8 assists, 1.08 steals and 34.8 minutes in a team-high 77 games (76 starts) with Toronto ... Inactive four times and was a DND once ... Shot .456 (463-1016) from the floor, .281 (63-224) from beyond the arc and .772 (190-246) at the foul line ... Participated in the Rising Stars during NBA All-Star in Salt Lake City; joined Morris Peterson (2001-02), Chris Bosh (2004-05) and Andrea Bargnani (2007-08) as the only players in franchise history chosen for the event as both a rookie and sophomore ... Became the first Raptors draft pick to accumulate 2,000+ points (2,313), 1,000+ rebounds (1,069) and 500+ assists (627) in their first two seasons ... Scored in double figures in 63 games and 20+ points 18 times ... Recorded 15 double-doubles, including one triple-double ... Had double-digit rebounds in 13 games and 10+ assists four times ... Led the team in scoring in six games, rebounds 23 times and assists in 22 contests ... Finished with 22 points and a season-best 12 assists Mar. 28 vs. Miami ... Missed two games (Mar. 22-24) due to left wrist soreness ... Scored 10+ points in 22 straight games (Jan. 27 - Mar. 18), averaged 16.1 points during this stretch ... Had a then career-high 32 points Mar. 10 at LA Lakers ... Scored 2,000th career point Feb. 14 vs. Orlando ... Matched a then career best with 17 rebounds Dec. 7 vs. LA Lakers ... Sat out two games (Nov. 23-26) due to a left knee sprain ... Became the youngest player in franchise history to have a triple-double with 11 points, 11 rebounds and 10 assists Nov. 4 at Dallas ... Inactive Oct. 24 at Miami



with a right ankle sprain ... Play-In Tournament: Tallied 19 points, 10 rebounds and two assists in 40 minutes Apr. 12 vs. Chicago in the 9/10 game.

2021-22: In 74 games (all starts) as a rookie with Toronto, averaged 15.3 points, 7.5 rebounds, 3.5 assists, 1.08 steals and 35.4 minutes (first among all rookies) ... Inactive six times, DND once and DNP in one game ... Shot a career-best .492 (459-932) from the field, .301 (58-193) from three-point range and .735 (158-215) from the free throw line ... Voted NBA Rookie of the Year; became the third player in franchise history to win the award, joining Vince Carter (1998-99) and Damon Stoudamire (1995-96) ... Also earned NBA All-Rookie First Team honours ... Was the only rookie to rank in the top-five in points, rebounds, assists, steals and blocks (0.74) ... Became the first rookie in Raptors history - and only rookie in the NBA this season - to record 1000+ points, 500+ rebounds and 250+ assists in their first year ... Was also the first rookie since Luka Doncic (2018-19) to average 15.0 points, 7.5 rebounds and 3.0 assists ... Led the team with a franchise rookie record 195 offensive rebounds ... Named Eastern Conference Rookie of the Month twice: February and March/April ... Participated in the Rising Stars and Skills Challenge during NBA All-Star in Cleveland ... Scored 10+ points in 61 games, including 20 or more 17 times ... Posted 13 double-doubles ... Paced the team in scoring in 10 games, rebounds 20 times and assists in 14 contests ... Set season highs with 31 points and 17 rebounds, along with six assists, Mar. 18 vs. the LA Lakers; became the first rookie since Blake Griffin (March 2011) to record 30/15/5 in a game ... Scored 25 points and dished out a season-best 10 assists Mar. 12 at Denver ... Posted three straight double-doubles (Feb. 28 - Mar. 3); averaged 22.3 points and 12.0 rebounds during this span ... Matched a then season-best with 28 points Feb. 28 at Brooklyn; added 16 rebounds and five steals against the Nets - became the first rookie since Shaquille O'Neal (March 1993) to record 25 points, 15 rebounds and five steals in a game ... Logged a career-high 56 minutes in a triple-overtime victory Jan. 29 at Miami ... Did not play Jan. 25 vs. Charlotte due to right wrist swelling ... Sat out Jan. 15 at Milwaukee for right knee injury management ... Did not play Jan. 11 vs. Phoenix due to right knee soreness ... Sat out Dec. 31 vs. the LA Clippers with right knee tendinitis ... Missed two games (Dec. 26-28) due to health and safety protocols ... Tied the Raptors rookie record for steals in a game with five Nov. 7 vs. Brooklyn ... Sat out two games (Nov. 1-3) due to a sprained right thumb; sustained the injury late in the fourth quarter Oct. 30 at Indiana ...

Recorded first career double-double with 25 points and 13 rebounds Oct. 22 at Boston ... Made NBA debut opening night Oct. 20 vs. Washington; tallied 12 points and nine rebounds in 33 minutes of action - became just the seventh rookie in franchise history to start opening night and first since Pascal Siakam in 2016 ... Playoffs: Appeared in four games (three starts) in the first round against Philadelphia ... Averaged 12.8 points, a team-high 9.0 rebounds, 4.3 assists, 1.0 steals and 33.2 minutes ... Inactive twice ... Shot .429 (18-42) from the floor and .813 (13-16) at the foul line ... Scored 10+ points in three-of-four contests and posted one double-double ... Recorded a postseason career-high 18 points (8-20 FG, 2-7 3PT) and seven rebounds in Game 6 on Apr. 28 ... Collected a postseason career-best 11 rebounds in Game 4 on Apr. 23 ... Missed Games 2 and 3 due to a left ankle sprain; sustained the injury early in the fourth quarter of Game 1 ... Became the first rookie in Raptors history to have a double-double in their playoff debut with 15 points, 10 rebounds and eight assists in 32 minutes during Game 1 at Philadelphia on Apr. 16.

COLLEGE CAREER: Averaged 10.3 points, 4.1 assists, 4.0 rebounds, 1.5 steals and 24.8 minutes in 24 games (seven starts) as a freshman at Florida State (2020-21) ... Shot .503 (98-195) from the field ... Scored in double figures 11 times ... Named ACC Freshman and Sixth Man of the Year ... Became just the second Seminole in school history to be named ACC Freshman of the Year, joining Bob Sura in 1992 ... Also earned All-ACC Third Team and All-ACC Freshman Team honours ... Was among the 10 finalists for the Bob Cousy Point Guard of the Year Award ... Scored a season-high 21 points in the ACC Tournament championship game against Georgia Tech ... Tallied 17 points and a season-best nine rebounds Mar. 6 at Notre Dame.

PERSONAL: Attended Montverde Academy for one year (2019-20) before committing to Florida State University ... Named a McDonald's All-American in 2020 and was invited to participate in the Jordan Brand Classic and Nike Hoops Summit ... On the international stage, won a gold medal with USA Basketball at the 2019 FIBA U-19 World Cup, 2018 FIBA U-17 World Cup and 2017 FIBA Americas U-16 Championship.

CAREER HIGHS

Points	35, Toronto at San Antonio, 4/13/2025 (2X)	Off. Rebounds	9, Toronto at Utah, 12/28/2025 (3X)
FGM	15, Toronto at San Antonio, 4/13/2025	Def. Rebounds	16, Toronto vs. Golden State, 1/1/2025
FGA	29, Toronto at Atlanta, 11/19/2022	Total Rebounds	25, Toronto vs. Golden State, 12/28/2025
3PM	7, Toronto at Boston, 12/29/2023	Assists	15, Toronto vs. Orlando, 3/29/2026
3PA	15, Toronto at Boston, 12/29/2023	Steals	6, Toronto at Portland, 3/16/2025
FTM	14, Toronto vs. Indiana, 11/26/2025	Blocks	6, Toronto at Portland, 1/23/2026 (2X)
FTA	15, Toronto at Philadelphia, 2/11/2025	Minutes	56, Toronto at Miami, 1/29/2022

PLAYOFF CAREER HIGHS

Points	18, Toronto vs. Philadelphia, 4/28/2022	Off. Rebounds	4, Toronto vs. Philadelphia, 4/28/2022
FGM	8, Toronto vs. Philadelphia, 4/28/2022	Def. Rebounds	11, Toronto vs. Philadelphia, 4/23/2022
FGA	20, Toronto vs. Philadelphia, 4/28/2022	Total Rebounds	11, Toronto vs. Philadelphia, 4/23/2022
3PM	2, Toronto vs. Philadelphia, 4/28/2022	Assists	8, Toronto at Philadelphia, 4/16/2022
3PA	7, Toronto vs. Philadelphia, 4/28/2022	Steals	3, Toronto at Philadelphia, 4/25/2022
FTM	7, Toronto at Philadelphia, 4/16/2022	Blocks	1, Toronto at Philadelphia, 4/16/2022
FTA	9, Toronto at Philadelphia, 4/16/2022	Minutes	41, Toronto at Philadelphia, 4/25/2022



SCOTTIE BARNES

NBA STATISTICS

YEAR	TEAM	G-GS	MIN	FG-FGA	PCT	3P-3PA	PCT	FT-FTA	PCT	OFF	DEF	REB	AST	STL	TO	BLK	PTS	AVG.
21-22	TOR	74-74	2617	459-932	.492	58-193	.301	158-215	.735	195	362	557	256	80	136	55	1134	15.3
22-23	TOR	77-76	2678	463-1016	.456	63-224	.281	190-246	.772	179	333	512	371	83	154	61	1179	15.3
23-24	TOR	60-60	2094	447-942	.475	101-296	.341	196-251	.781	141	353	494	363	75	165	88	1191	19.9
24-25	TOR	65-65	2134	474-1063	.446	76-280	.271	228-302	.755	109	393	502	378	93	185	63	1252	19.3
25-26	TOR	80-80	2681	569-1123	.507	68-224	.304	242-297	.815	149	451	600	474	114	210	116	1448	18.1
Totals		356-355	12204	2412-5076	.475	366-1217	.301	1014-1311	.773	733	1892	2665	1842	445	850	382	6204	17.4

Personal fouls / Disqualifications: 2021-22: 192/1; 2022-23: 170/0; 2023-24: 118/1; 2024-25: 113/0; 2025-26: 211/1; Totals: 804/3.

NBA PLAYOFF STATISTICS

YEAR	TEAM	G-GS	MIN	FG-FGA	PCT	3P-3PA	PCT	FT-FTA	PCT	OFF	DEF	REB	AST	STL	TO	BLK	PTS	AVG.
21-22	TOR	4-3	133	18-42	.429	2-12	.167	13-16	.813	7	29	36	17	4	5	1	51	12.8
Totals		4-3	133	18-42	.429	2-12	.167	13-16	.813	7	29	36	17	4	5	1	51	12.8

Personal Fouls / Disqualifications: 2021-22: 12/0; Totals: 12/0.

NCAA STATISTICS

YEAR	TEAM	G-GS	MIN	FG-FGA	PCT	3P-3PA	PCT	FT-FTA	PCT	OFF	DEF	REB	AST	STL	TO	BLK	PTS	AVG.
20-21	FSU	24-7	595	98-195	.503	11-40	.275	41-66	.621	35	61	96	98	35	59	11	248	10.3
Totals		24-7	595	98-195	.503	11-40	.275	41-66	.621	35	61	96	98	35	59	11	248	10.3

Personal Fouls / Disqualifications: 2020-21: 52/0; Totals: 52/0.



#9 R.J. BARRETT

Position: Guard-Forward **Birthdate:** 06/14/2000
Height: 6-7 **Birthplace:** Toronto, ON
Weight: 222 lbs. **High School:** Montverde Academy
NBA Experience: 6 years **College:** Duke '19
Years with Raptors: 2 years

HOW ACQUIRED: Traded by New York along with Immanuel Quickley and a 2024 second round draft pick (via Detroit) for Precious Achiuwa, OG Anunoby and Malachi Flynn on December 30, 2023.
CAREER TRANSACTIONS: First round draft pick (third overall) by New York in 2019 NBA Draft; **Sept. 1, 2022:** Signed a contract extension with New York; **December 30, 2023:** Traded by New York to Toronto along with Immanuel Quickley and 2024 second round draft pick (via Detroit) for Precious Achiuwa, OG Anunoby and Malachi Flynn.
CONTRACT STATUS: Signed through the 2026-27 season.

2025-26 SEASON: Averaged 19.3 points, 5.3 rebounds, 3.3 assists and 30.3 minutes in 57 games (all starts) with Toronto ... Shot .491 (401-816) from the field, .339 (96-283) from beyond the arc and .717 (200-279) at the foul line ... Inactive for 24 games and DND once ... Scored in double digits in 55 games, 20+ points in 30 contests and 30 or more once ... Led the team in scoring in 24 games, rebounds four times and assists in three contests ... Did not dress Apr. 10 at New York with right knee soreness ... Scored 20+ points in a season-high five straight games (Feb. 28 – Mar. 10), averaged 24.4 points during this stretch ... Scored a season-best 31 points Mar. 8 vs. Dallas; reached 8,000 career points against the Mavericks becoming the eighth Canadian to reach this milestone ... Sat out Feb. 5 vs. Chicago for right knee injury management ... Missed seven games (Jan. 11-21) due to a left ankle sprain ... Sat out 15 games (Nov. 24 - Dec. 26) with a right knee sprain ... Finished with nine points and a season-best nine rebounds Nov. 13 at Cleveland ... Recorded 25 points Oct. 27 at San Antonio; became the second Raptor to score 2,000 career points in fewer than 100 games, joining Vince Carter.

PROFESSIONAL CAREER: Averaging 18.9 points, 5.5 rebounds, 3.3 assists and 32.7 minutes in 444 career NBA games (443 starts) with New York and Toronto ... Has averaged 20.0 points in three seasons (2021-22, 2023-25) ... Shooting .447 (3053-6835) from the field, .345 (739-2139) from three-point range and .700 (1546-2209) at the free throw line ... Scored 20+ points in 208 games, 30 or more 31 times and 40+ twice ... Owns 26 career double-doubles and two triple-doubles ... Has grabbed double-digit rebounds in 23 games and assists seven times ... Was named to the Rising Stars showcase during NBA All-Star weekend as both a rookie and sophomore ... Playoffs: Averaging 17.8 points, 5.3 rebounds, 2.9 assists and 33.7 minutes in 16 career postseason games (all starts) ...

Shooting 42 percent (97-231) from the floor, .315 (28-89) from beyond the arc and .775 (62-80) at the foul line ... Has scored 10+ points in 14 career playoff contests, including 20 or more seven times, and posted one double-double.

2024-25 SEASON: In 58 games (all starts) with Toronto, averaged career highs of 21.1 points (led the team), 6.3 rebounds and 5.4 assists in 32.2 minutes ... One of eight players in the NBA who averaged at least 20.0 points, 6.0 rebounds and 5.0 assists ... Was inactive for 17 games, DND four times and NWT for three contests ... Shot .468 (460-982) from the floor, .350 (107-306) from three-point territory and 63 percent (196-311) at the free throw line ... Scored in double digits in 57-of-58 appearances ... Tallied 20+ points in 31 games and 30 or more nine times ... Had 10+ rebounds in five games and 10+ assists in seven contests ... Posted 10 double-doubles, including two triple-doubles ... Led the team in scoring in 26 games, rebounds seven times and assists in 16 contests ... Rested in seven of the final 13 games of the regular season (Mar. 20 – Apr. 13) ... Missed two games (Mar. 16-17) with an illness ... Sat out Mar. 12 vs. Philadelphia for personal reasons ... Did not dress (rest) Mar. 7 vs. Utah ... Missed four games (Feb. 4-9) for concussion protocols and one (Feb. 11) for return to competition reconditioning ... Sat out two games (Dec. 31 – Jan. 1) with an illness and one (Jan. 3) for return to competition reconditioning ... Averaged 24.3 points, 7.6 rebounds and 6.0 assists in 10 games in December ... Missed two games with an illness (Dec. 19-22) ... Finished with 13 points, a season high-tying 11 rebounds and 10 assists Dec. 12 at Miami ... Grabbed a season-best 11 rebounds Dec. 5 vs. Oklahoma City ... Led the Raptors with 37 points (15-20 FG, 3-4 3PT, 4-4 FT) Dec. 1 vs. Miami; made a career-best 15 field goals against the Heat ...



RJ BARRETT

Scored 1,122 points in first 50 games as a Raptor - second-most in franchise history behind only Kawhi Leonard (1,350) ... Poured in a season-high 39 points Nov. 18 against Indiana; his 39 points was the most by a Canadian in a Raptors uniform ... Recorded first career triple-double with 25 points, a career-best 15 assists and 10 rebounds Nov. 16 at Boston (OT) ... Scored 30+ points in a career-high three straight games (Oct. 30 - Nov. 2); averaged 31.7 points during this stretch ... Contributed 33 points and a then career-high 12 assists Nov. 1 vs. LA Lakers ... Missed the first three games of the regular season (Oct. 23-26) due to a right AC joint sprain; sustained the injury in the second quarter of team's first preseason game Oct. 6 vs. Washington.

2023-24 SEASON: Averaged 20.2 points, 5.4 rebounds, 3.3 assists and 31.7 minutes in 58 games (all starts) with New York and Toronto ... Shot a career-best .495 (436-880) from the field, 36 percent (90-250) from beyond the arc and .715 (208-291) at the foul line ... Scored in double figures 55 times, 20 or more points in 33 games and 30+ twice ... Recorded two double-doubles ... In 32 games with the Raptors, posted averages of 21.8 points, 6.4 rebounds, 4.1 assists and 33.5 minutes, and shot .553 (272-492) from the floor ... Sat out the regular season finale Apr. 14 at Miami with left knee soreness ... Recorded 20+ points in a career-long seven straight games (Mar. 7 - Apr. 12), averaged 26.1 points during this span ... Contributed 35 points and a season-high 11 rebounds Apr. 12 at Miami ... Missed two games (Apr. 3 & Apr. 10) for left knee injury management ... Sat out three games (Mar. 25-31) for return to competition reconditioning after missing six contests (Mar. 13-23) for personal reasons ... Tied a then career best with nine assists Mar. 11 at Denver ... Did not dress Mar. 9 at Portland due to illness ... Inactive Feb. 5 and Feb. 23 for left knee injury management ... Missed three games (Jan. 28 - Feb. 2) with left knee swelling ... Scored a season-high 37 points Jan. 7 at Golden State ... Tallied 19 points, nine rebound and one assist in 29 minutes in Raptors debut Jan. 1 vs. Cleveland; became the eighth Canadian to play appear in a game for the franchise ... Acquired by Toronto along with Immanuel Quickley and a 2024 second round draft pick from New York on Dec. 30 for Precious Achiuwa, OG Anunoby and Malachi Flynn ... Averaged 18.2 points, 4.3 rebounds, 2.4 assists and 29.5 minutes in 26 contests with the Knicks ... Recorded 5,000th career point Nov. 6 vs. the LA Clippers; became the youngest player (23 years, 145 days) in New York history to reach this milestone

2022-23: In 73 games (all starts) with New York, averaged 19.6 points, 5.0 rebounds, 2.8 assists and 33.9 minutes ... Shot .434 (510-1176) from the field, .310 (121-390) from three-point range and 74 percent (290-392) at the foul line ... Scored in double figures in 70-of-73 appearances ... Recorded 20+ points 34 times and 30 or more in seven contests ... Posted three doubles-doubles ... Paced the Knicks in scoring in 15 games ... Missed two games (Apr. 2-5) with an illness ... Matched a career high playing 50 minutes in a double overtime victory Mar. 5 at Boston; tallied 29 points and a season-best 11 rebounds against the Celtics ... Did not dress Feb. 5 vs. Philadelphia with an illness ... Missed six games (Dec. 29 - Jan. 9) after sustaining a lacerated right index finger Dec. 27 at Dallas ... Poured in a season-high 44 points Dec.

23 vs. Chicago ... Scored 20+ points in five straight games (Dec. 9-18), averaged 25.2 points during this stretch ... Playoffs: Helped the Knicks reach the Eastern Conference Semifinals ... Averaged 19.3 points, 4.5 rebounds, 2.8 assists and 34.3 minutes in 11 contests (all starts) ... Shot .433 (71-164) from the floor, .328 (20-61) from three-point territory and .769 (50-65) at the free throw line ... Scored 10 or more points in 10 games and 20+ six times ... Had a postseason career-high 26 points three times: Apr. 23 vs. Cleveland (Game 4), Apr. 30 vs. Miami (Game 1) and May 10 vs. Miami (Game 5).

2021-22: Averaged 20.0 points, 5.8 rebounds, 3.0 assists and 34.5 minutes in 70 games (all starts) with New York ... Shot .408 (487-1194) from the floor, .342 (138-404) from three-point distance and .714 (290-406) at the free throw line ... Scored in double figures in 62 games, 20+ points 34 times and 30 or more in 11 contests ... Posted four double-doubles ... Collected 10+ rebounds in five games ... Led the Knicks in scoring 30 times ... Did not play in the regular season finale Apr. 10 against Toronto with a sprained right knee ... Poured in a career-high 46 points (13-22 FG, 6-11 3PT, 14-22 FT) Feb. 25 vs. Miami ... Sat out four games (Feb. 10-16) due to a left ankle sprain ... Tallied 36 points in a career-high 50 minutes in an overtime loss on the road Feb. 5 against the LA Lakers ... Scored 30+ points in consecutive games (Jan. 10-12); became the youngest player in Knick history to have back-to-back 30-point performances ... Banked in the game-winning three at the buzzer in a 108-105 victory Jan. 6 vs. Boston ... Had 32 points (11-20 FG, 7-8 3PT, 3-4 FT) Dec. 7 at San Antonio; made a career-high seven threes against the Spurs ... Missed six games (Dec. 12-23) due to health and safety protocols ... Sat out Dec. 2 vs. Chicago (Illness) ... Matched a career best with 15 rebounds Nov. 21 at Chicago.

2020-21: Posted averages of 17.6 points, 5.8 rebounds, 3.0 assists and a career-high 34.9 minutes (T-13 in the NBA) in 72 games (all starts) with New York ... Was the only Knick to appear in all 72 regular season contests ... Shot .441 (467-1060) from the field and career highs of .401 (124-309) from three-point range and .746 (206-276) at the foul line ... Ranked fourth among sophomores in scoring ... Named to Rising Stars Game for the second straight year (game was not played) ... Scored 10+ points 59 times and 20 or more in 33 games ... Grabbed 10+ rebounds six times ... Recorded five double-doubles ... Paced New York in scoring in 11 games ... Set season highs with 32 points Mar. 13 at Oklahoma City and 12 rebounds Apr. 24 vs. Toronto ... **Playoffs:** Averaged 14.4 points, 7.2 rebounds, 3.0 assists and 32.4 minutes in five games (all starts) against Atlanta in the first round ... Shot .388 (26-67) from the floor and 80 percent (12-15) at the free throw line ... Scored in double figures in four-of-five games, including 21 points in Game 4 at Atlanta on May 30 ... Made playoff debut in Game 1 in New York on May 23; finished with 14 points and a postseason career-high 11 rebounds in 32 minutes.

2019-20: Averaged 14.3 points, 5.0 rebounds, 2.6 assists, 1.0 steals and 30.4 minutes in 56 games (55 starts) as a rookie with New York ... Shot .402



[292-727] from the field, 32 percent [63-197] from three-point territory and .614 [156-254] at the foul line ... Ranked third among rookies in scoring, fourth in rebounds, steals and minutes, and seventh in assists ... Named to Team World for the Rising Stars Game in Chicago; had a game-high 27 points in the showcase ... Scored in double figures in 39 games and tallied 20 or more points 13 times ... Registered two double-doubles ... Missed nine games (Jan. 18 - Feb. 3) with a right ankle sprain ... Matched a season high with 27 points (10-18 FG, 3-8 3PT, 4-7 FT), five rebounds and five assists Mar. 2 vs. Houston; became the second youngest player in NBA history, behind only LeBron James, to have at least 25 points, five rebounds, five assists and three threes in the same game ... Scored a season-best 27 points Dec. 17 vs. Atlanta ... Dished out a then career-high nine assists Nov. 12 at Chicago ... Contributed 19 points and a career-best 15 rebounds Oct. 28 against Chicago ... Led the Knicks with 26 points in New York's home opener Oct. 26 vs. Boston - one point shy of the Knicks' rookie record for points in a home debut [27 by Bill Cartwright on Oct. 13, 1979 vs. Washington] ... Made NBA debut Oct. 23 at San Antonio; tallied 21 points, five rebounds, two assists and two steals in 37 minutes of action against the Spurs.

COLLEGE CAREER: Played one season at Duke (2018-19), averaging 22.6 points, 7.6 rebounds, 4.3 assists and 35.3 minutes in 38 games (all starts) ... Shot .454 [319-702] from the field, .308 [73-237] from beyond the arc and .665 [149-224] at the free throw line ... Helped the Blue Devils reach the Elite Eight in the NCAA Tournament ... Set both the Duke and ACC freshman scoring record with 860 total points ... Named the USA Today National Player of the Year ... Joined teammate Zion Williamson as a consensus first-team All-American, marking the first time in NCAA history a pair of freshman teammates accomplished the feat ... Barrett and Williamson also became the first freshman teammates in NCAA history to each average 20.0 points, finishing as the ACC co-leaders in scoring (22.6 ppg) ... Won the Jerry West Award, given

annually to the nation's best shooting guard ... Was named to All-ACC First Team and Freshman Team ... Scored in double digits in all 38 games ... Recorded 20+ points 26 times (an ACC freshman rookie record) and 30 or more in six contests ... Posted 10 doubles-doubles ... Scored a season-high 33 points twice: Feb. 20 vs. North Carolina and Nov. 6 against Kentucky ... Posted just the fourth triple-double in school history with 21 points, 11 rebounds and 10 assists in a victory over NC State on Feb. 16.

INTERNATIONAL: Has played on Canada's Senior Men's National Team since 2018 ... At the Paris 2024 Olympic Games, averaged 19.8 points (second on the team), 3.8 rebounds, 3.5 assists and 28.8 minutes in four games ... Helped the squad win bronze at the 2023 FIBA World Cup and qualify for the Olympics for the first time since 2000 ... Averaged 21.6 points, 8.3 rebounds and 4.6 assists to lead Canada to a gold medal at the FIBA U19 Men's Basketball World Cup in 2017... Scored 38 points in a victory over Team USA in semifinals ... Has also represented Canada at the 2016 FIBA U17 World Championships and 2015 FIBA Americas U16 Championships where the team captured a silver medal.

PERSONAL: Rowan Alexander "RJ" Barrett Jr ... Last name pronounced BEAR-it ... Son of Rowan Barrett, Vice President and General Manager of the Canadian Men's National Team and former player at St. John's, and Kesha Duhaney, who was a track and field athlete at St. John's ... Godson of Hall of Famer Steve Nash ... Fluent in French ... Lived for a time in France while his father was playing professionally there, before settling in Mississauga, Ontario in 2008 ... At Montverde Academy, was honoured as a McDonald's All-American and ranked the No. 1 overall prospect in the Class of 2018 by ESPN ... Named 2017-18 National Gatorade Player of the Year ... Earned MVP honours at the 2016 Jordan Brand Classic International Game.

CAREER HIGHS

Points	46, New York vs. Miami, 2/25/2022	Off. Rebounds	6, New York vs. Chicago, 10/28/2019
FGM	15, Toronto vs. Miami, 12/1/2024	Def. Rebounds	14, New York at Chicago, 11/21/2021
FGA	28, New York at LA Lakers, 2/5/2022	Total Rebounds	15, New York at Chicago, 11/21/2021 (2X)
3PM	7, New York at San Antonio, 12/7/2021	Assists	15, Toronto at Boston, 11/16/2024
3PA	12, New York vs. Indiana, 1/11/2023	Steals	6, New York at Brooklyn, 10/25/2019
FTM	14, New York vs. Miami, 2/25/2022	Blocks	3, Toronto at Miami, 12/12/2024 (3X)
FTA	22, New York vs. Miami, 2/25/2022	Minutes	50, New York at Boston, 3/5/2023

PLAYOFF CAREER HIGHS

FGM	10, New York vs. Miami, 4/30/2023	Def. Rebounds	9, New York vs. Atlanta, 5/23/2021
FGA	20, New York vs. Miami, 4/30/2023	Total Rebounds	11, New York vs. Atlanta, 5/23/2021
3PM	5, New York vs. Miami, 5/2/2023	Assists	7, New York vs. Miami, 4/30/2023
3PA	9, New York vs. Miami, 5/2/2023	Steals	4, New York at Cleveland, 4/15/2023
FTM	9, New York at Miami, 5/12/2023	Blocks	1, New York vs. Miami, 5/10/2023 (4X)
FTA	13, New York vs. Cleveland, 4/23/2023	Minutes	40, New York vs. Miami, 4/30/2023



NBA STATISTICS

YEAR	TEAM	G-GS	MIN	FG-FGA	PCT	3P-3PA	PCT	FT-FTA	PCT	OFF	DEF	REB	AST	STL	TO	BLK	PTS	AVG.
19-20	NYK	56-55	1704	292-727	.402	63-197	.320	156-254	.614	50	229	279	143	55	124	17	803	14.3
20-21	NYK	72-72	2511	467-1060	.441	124-309	.401	206-276	.746	68	346	414	217	53	139	20	1264	17.6
21-22	NYK	70-70	2417	487-1194	.408	138-404	.342	290-406	.714	66	342	408	208	43	151	16	1402	20.0
22-23	NYK	73-73	2475	510-1176	.434	121-390	.310	290-392	.740	60	308	368	201	31	164	15	1431	19.6
23-24	NYK/TOR	58-58	1838	436-880	.495	90-250	.360	208-291	.715	53	262	315	193	31	126	22	1170	20.2
24-25	TOR	58-58	1869	460-982	.468	107-306	.350	196-311	.630	61	305	366	314	46	165	17	1223	21.1
25-26	TOR	57-57	1726	401-816	.491	96-283	.339	200-279	.717	55	245	300	189	42	99	19	1098	19.3
Totals		444-443	14540	3053-6835	.447	739-2139	.345	1546-2209	.700	413	2037	2460	1465	301	968	126	8391	18.9

Personal fouls / Disqualifications: 2019-20: 122/0; 2020-21: 188/2; 2021-22: 142/0; 2022-23: 179/3; 2023-24: 129/0; 2024-25: 137/0; 2025-26: 147/0; Totals: 1044/5.

NBA PLAYOFF STATISTICS

YEAR	TEAM	G-GS	MIN	FG-FGA	PCT	3P-3PA	PCT	FT-FTA	PCT	OFF	DEF	REB	AST	STL	TO	BLK	PTS	AVG.
20-21	NYK	5-5	162	26-67	.388	8-28	.286	12-15	.800	4	32	36	15	15	2	2	72	14.4
22-23	NYK	11-11	377	71-164	.433	20-61	.328	50-65	.769	5	44	49	31	31	25	2	212	19.3
Totals		16-16	539	97-231	.420	28-89	.315	62-80	.775	9	76	85	46	46	27	4	284	17.8

Personal Fouls / Disqualifications: 2020-21: 11/0; 2022-23: 25/0; Totals: 36/0.

NCAA STATISTICS

YEAR	TEAM	G-GS	MIN	FG-FGA	PCT	3P-3PA	PCT	FT-FTA	PCT	OFF	DEF	REB	AST	STL	TO	BLK	PTS	AVG.
18-19	Duke	38-38	1341	319-702	.454	73-237	.308	149-224	.665	59	229	288	164	34	123	16	860	22.6
Totals		38-38	1341	319-702	.454	73-237	.308	149-224	.665	59	229	288	164	34	123	16	860	22.6

Personal Fouls / Disqualifications: 2018-19: 70/1; Totals: 70/1.



#77

JAMISON BATTLE

Position: Forward
Height: 6-6
Weight: 228 lbs.
NBA Experience: 1 Year
Years with Raptors: 1

Birthdate: 05/10/2001
Birthplace: Robbinsdale, MN
High School: DeLaSalle
College: Ohio State '24

HOW ACQUIRED: Signed as a free agent July 16, 2024.
CAREER TRANSACTIONS: **July 16, 2024:** Signed with Toronto; **October 19, 2024:** Signed a two-way contract with Toronto; **February 7, 2025:** Converted to a standard NBA contract by Toronto.
CONTRACT STATUS: Signed through the 2025-26 season, with a team option the following season.

2025-26 SEASON: Averaged 3.1 points, 1.5 rebounds and 8.5 minutes in 61 games with Toronto ... Was inactive for six games, a DNP in 14 games and DND once ... Shot .510 (74-145) from the floor, .412 (35-85) from beyond the arc and .643 (9-14) at the foul line ... Scored in double figures four times with one 20-point outing ... Led the team in scoring once and bench in points four times ... In two starts, averaged 4.5 points, 2.0 rebounds and 15.4 minutes ... Sat out three games (Mar. 29 - Apr. 1) with an illness ... Finished with 17 points and four rebounds Mar. 23 at Utah ... Missed three contests (Dec. 7-9, Jan. 16) with a left ankle sprain ... Did not dress Nov. 15 at Indiana due to a right knee contusion ... Scored a season and team-high 20 points (7-7 FG, 6-6 3PT) in 15 minutes off the bench Oct. 31 at Cleveland; became just the seventh player in Raptors history to score 20+ points on perfect shooting from the floor ... NBA G League: Recorded 22 points, eight assists and five rebounds in 37 minutes in one game with Raptors 905 on Feb. 20 at Windy City.

PROFESSIONAL CAREER: Averaging 5.1 points, 2.1 rebounds and 13.0 minutes in 120 career NBA games with Toronto ... Shooting .453 (223-492) from the field, .407 (140-344) from three-point range and .781 (25-32) at the free throw line ... Has scored in double digits in 20 career games, including 20 or more points three times ... Has grabbed 10+ rebounds once ... Averaging 9.4 points, 4.2 rebounds, 1.2 assists and 29.1 minutes in 12 career starts ... NBA G League: In 18 career games with Raptors 905, averaging 12.9 points, 4.4 rebounds, 1.9 assists and 28.9 minutes

2024-25 SEASON: In 59 games as a rookie with Toronto, averaged 7.1 points, 2.7 rebounds and 17.7 minutes ... Was inactive for 17 games and a DNP four times ... Shot .429 (149-347) from the field, .405 (105-259) from three-point range (second among all rookies) and .889 (16-18) at the free throw line ... Scored 10+ points in 16 contests and 20 or more twice ... Averaged 10.4 points, 4.6 rebounds, 1.3 assists and 31.9 minutes in 10 starts ... Led the bench in scoring nine times ... Finished tied for sixth among all rookies with 105 three-point field goals; second most by a Raptors rookie behind only Damon Stoudamire (133)

... Scored a season-high 25 points (9-19 FG, 7-15 3PT) in the regular season finale Apr. 13 at San Antonio; tied Morris Peterson's single-game franchise rookie record with seven threes against the Spurs ... Ended the year scoring in double figures in four straight games (Apr. 6-13), averaged 14.5 points during this span ... Also matched Andrea Bargnani's franchise rookie record with multiple three-pointers in six consecutive games (Apr. 3-13) ... Recorded eight points and a season-best 10 rebounds Mar. 26 at Brooklyn ... Made first career start Mar. 12 vs. Philadelphia; had 11 points and eight rebounds in 38 minutes against the Sixers ... Missed three games (Feb. 28 - Mar. 4) due to a nasal fracture ... Was converted to a standard NBA contract on Feb. 7 ... Sat out Dec. 16 vs. Chicago with a left ankle sprain ... Made NBA debut in the season opener Oct. 23 vs. Cleveland; finished with six points, two rebounds and one assist in 16 minute of action ... **NBA G League:** Averaged 12.4 points, 4.4 rebounds, 1.6 assists and 28.5 minutes in 17 Tip-Off Tournament and regular season games with Raptors 905 (all starts) ... Shot .490 (77-157) from the field, .448 (43-96) from beyond the arc and .750 (9-12) at the foul line ... Scored in double digits 13 times and 20+ points twice ... Recorded a season-best 21 points Jan. 29 vs. Birmingham.

COLLEGE CAREER: Finished college career averaging 14.6 points, 5.2 rebounds and 34.8 minutes, while shooting .369 (348-944) from beyond the arc, in 138 games (136 starts) across five seasons (2019-24) ... Was an All-Big Ten Honourable Mention twice (2022, 2024) ... As a fifth year senior at Ohio State (2023-24), averaged 15.3 points, 5.2 rebounds and 31.4 minutes in 35 games ... Shot .469 (179-382) from the floor and career highs of .433 (91-210) from three-point range and .926 (88-95) at the free throw line ... Led the Big Ten in free throw percentage and ranked second in both three-point percentage (ninth nationally) and three-point field goals ... Prior to transferring to Ohio State, played two seasons at Minnesota (2021-23) and two at George Washington (2019-21) ... Was named to Atlantic 10 (A-10) Third Team as a sophomore (2020-21) at George Washington ... Also earned A-10 All-Rookie Team honours as a freshman (2019-20).



JAMISON BATTLE

CAREER HIGHS

Points	25, Toronto at San Antonio, 4/13/2025	Off. Rebounds	4, Toronto vs. Washington, 3/8/2025
FGM	9, Toronto at San Antonio, 4/13/2025 [2X]	Def. Rebounds	8, Toronto at San Antonio, 4/13/2025 [2X]
FGA	19, Toronto at San Antonio, 4/13/2025	Total Rebounds	10, Toronto at Brooklyn, 3/26/2025
3PM	7, Toronto at San Antonio, 4/13/2025	Assists	4, Toronto at Chicago, 4/1/2025
3PA	15, Toronto at San Antonio, 4/13/2025	Steals	2, Toronto at Miami, 12/23/2025 (5X)
FTM	3, Toronto vs. Cleveland, 11/24/2025	Blocks	2, Toronto at Utah, 3/14/2025
FTA	4, Toronto vs. Philadelphia, 10/25/2024	Minutes	42, Toronto at San Antonio, 4/13/2025

NBA STATISTICS

YEAR	TEAM	G-GS	MIN	FG-FGA	PCT	3P-3PA	PCT	FT-FTA	PCT	OFF	DEF	REB	AST	STL	TO	BLK	PTS	AVG.
24-25	TOR	59-10	1042	149-347	.429	105-259	.405	16-18	.889	37	121	158	53	17	27	10	419	7.1
25-26	TOR	61-2	517	74-145	.510	35-85	.412	9-14	.643	20	69	89	24	7	19	3	192	3.1
Totals		120-12	1559	223-492	.453	140-344	.407	25-32	.781	57	190	247	77	24	46	13	611	5.1

Personal fouls / Disqualifications: 2024-25: 92/2; 2025-26: 42/0; Totals: 134/2.

NBA G LEAGUE STATISTICS

YEAR	TEAM	G-GS	MIN	FG-FGA	PCT	3P-3PA	PCT	FT-FTA	PCT	OFF	DEF	REB	AST	STL	TO	BLK	PTS	AVG.
24-25	RAP	17-17	484	77-157	.490	43-96	.448	9-12	.750	5	69	74	27	5	19	5	211	12.4
25-26	RAP	1-1	37	8-18	.444	6-13	.462	0-1	.000	1	4	5	8	0	2	1	22	22.0
Totals		18-18	521	85-175	.486	49-109	.450	9-13	.692	6	73	79	35	5	21	6	233	12.9

Personal fouls / Disqualifications: 2024-25: 32/0; 2025-26: 0/0; Totals: 32/0.

NCAA STATISTICS

YEAR	TEAM	G-GS	MIN	FG-FGA	PCT	3P-3PA	PCT	FT-FTA	PCT	OFF	DEF	REB	AST	STL	TO	BLK	PTS	AVG.
19-20	GWASH	32-30	1130	122-306	.399	89-243	.366	44-52	.846	12	155	167	19	13	35	14	377	11.8
20-21	GWASH	15-15	548	94-198	.475	34-96	.354	37-47	.787	6	72	78	10	13	33	4	259	17.3
21-22	MINN	29-29	1064	186-413	.450	75-205	.366	60-79	.759	9	174	183	28	11	39	12	507	17.5
22-23	MINN	27-27	961	126-340	.371	59-190	.311	25-32	.781	8	95	103	47	16	50	12	336	12.4
23-24	OHIOST	35-35	1099	179-382	.469	91-210	.322	88-95	.926	42	140	182	49	14	55	8	537	15.3
Totals		138-136	4802	707-1639	.431	348-944	.369	254-305	.833	77	636	713	153	67	212	50	2016	14.6

Personal fouls / Disqualifications: 2019-20: 69/0; 2020-21: 25/0; 2021-22: 54/1; 2022-23: 54/1; 2023-24: 71/1; Totals: 273/3.



#1 GRADEY DICK

Position: Guard-Forward **Birthdate:** 11/20/2003
Height: 6-7 **Birthplace:** Wichita, KS
Weight: 208 lbs. **High School:**
NBA Experience: 2 years **Sunrise Christian Academy**
Years with Raptors: 2 years **College:** Kansas '23

HOW ACQUIRED: First round draft pick (13th overall) in 2023 NBA Draft.
CAREER TRANSACTIONS: First round draft pick (13th overall) by Toronto in 2023 NBA Draft.
CONTRACT STATUS: Signed through the 2026-27 season.

2025-26 SEASON: Averaged 6.0 points, 1.9 rebounds and 14.0 minutes in 76 games with Toronto ... Was a DNP in six contests ... Shot .419 [161-384] from the floor, .301 [56-186] from three-point territory and a career-best .875 [77-88] at the foul line ... Recorded 10+ points in 22 games and 20 or more twice ... Led the team in rebounds in two games and bench in scoring 11 times ... Scored in double figures in a season-high five straight games (Jan. 20-28), averaged 10.4 points during this stretch ... Contributed 13 points, a season-best six assists and three rebounds Mar. 23 at Utah ... Made lone start Jan. 20 at Golden State; finished with 10 points and three rebounds in 23 minutes against the Warriors ... Posted first career double-double with a season high-tying 21 points and a career-best 11 rebounds Jan. 14 at Indiana ... Scored a season-high 21 points in the season opener Oct. 22 at Atlanta.

PROFESSIONAL CAREER: Averaging 11.3 points, 2.9 rebounds, 1.5 assists and 25.0 minutes in 114 career NBA games (71 starts) with Toronto ... Shooting .416 [454-1092] from the field, .356 [202-567] from three-point distance and .859 [177-206] at the free throw line ... Has scored 20+ points in 14 games and 30 or more three times ... Averaging 14.1 points, 3.3 rebounds, 1.7 assists and 29.9 minutes as a starter ... As a sophomore, participated in the 2025 Rising Stars during NBA All-Star Weekend in San Francisco ... **NBA G League:** In 11 career games with Raptors 905, averaging 14.8 points, 3.5 rebounds, 2.5 assists and 34.7 minutes.

2024-25 SEASON: In 54 games with Toronto (all starts), averaged career highs of 14.4 points, 3.6 rebounds, 1.8 assists and 29.4 minutes ... Inactive for 27 games and was a DND once ... Shot .410 [265-647] from the floor, .350 [114-326] from beyond the arc and .858 [133-155] at the free throw line ... Participated in the Rising Stars showcase during the NBA All-Star weekend in San Francisco ... Scored in double digits in 40 games, 20+ points in 10 contests and 30 or more three times ... Led the team in scoring in six games and rebounds four times ... Missed the final 21 games of the regular season (Mar. 4 - Apr. 13) due to a right knee bone bruise; sustained the injury late in the first half Mar. 2 at Orlando ... Collected a career-high 10 rebounds Feb. 21 vs. Miami ... Reached 1,000 career points Jan. 1 vs. Brooklyn; became the fourth youngest Raptor to

reach this milestone (21 years, 42 days) ... Sat out Dec. 31 at Boston with right hamstring tightness ... Missed five games (Nov. 25 - Dec. 3) due to a left calf contusion ... Scored a career-best 32 points (7-20 FG, 4-10 3PT, 14-16 FT) Nov. 12 at Milwaukee; set career highs in both free throws made and attempted against the Bucks ... Recorded 20+ points in a career-high four straight games (Oct. 30 - Nov. 4), averaged 27.3 points during this span ... Became the first player in Raptors history to score 20 or more in four consecutive games before their 21st birthday ... Had 30+ points in back-to-back games (Oct. 30 - Nov. 1), including 30 points Oct. 30 at Charlotte; became the second youngest player in franchise history to score 30+ points behind only Scottie Barnes (20 years, 229 days).

2023-24 SEASON: Averaged 8.5 points, 2.2 rebounds, 1.1 assists and 21.1 minutes in 60 games as a rookie with Toronto ... Inactive 10 times, was a DNP in 10 games and DND twice ... Shot .425 [189-445] from the field, .365 [88-241] from three-point range and .863 [44-51] at the free throw line ... Scored in double figures in 24 games, including 20 or more points four times ... Led the team in scoring five times and rebounds once ... Paced the bench in points in 11 games ... In 17 starts, averaged 13.2 points, 2.5 rebounds, 1.5 assists and 31.5 minutes ... Post All-Star, ranked eighth among rookies in scoring (12.5 ppg) and third with 53 three-pointers made ... Scored a season-high 24 points and made a career best six three-pointers Apr. 10 at Brooklyn; became the eighth rookie in franchise history to make at least six threes in a single game ... Scored 10+ points in a season-long seven straight games (Mar. 27 - Apr. 10), averaged 16.0 points and shot .419 [18-43] from three-point distance during this stretch ... Did not dress Apr. 9 vs. Indiana due to a right groin contusion ... Recorded 16 points and a season-high eight rebounds Apr. 3 at Minnesota ... Tallied 17 points and a career-best seven assists Mar. 11 at Denver ... Made at least one three in 12 consecutive games (Feb. 5 - Mar. 3) - the longest streak by a Raptors rookie since Andrea Bargnani in 2007 ... Did not dress Jan. 15 against Boston with a right thumb sprain ... Inactive Dec. 1 vs. New York due to illness ... Made first NBA start Nov. 15 vs. Milwaukee; became just the third teenager (19 years and 360 days) to start a game for the Raptors joining Tracy McGrady and Chris Bosh ...



GRADEY DICK

Finished with 11 points and two rebounds in 26 minutes of action against the Bucks ... Scored first NBA points Oct. 28 vs. Philadelphia; tallied 16 points against the Sixers ... Played two minutes in NBA debut Oct. 25 vs. Minnesota, became the fourth youngest Raptor to appear in a regular season game (19 years 339 days), behind only Tracy McGrady, Bruno Caboclo and Chris Bosh ... **NBA G League:** Averaged 14.8 points, 3.5 rebounds, 2.5 assists and 34.7 minutes in 11 Showcase Cup and regular season games with Raptors 905 ... Shot .362 (55-152) from the floor and .864 (19-22) at the foul line ... Scored in double figures nine times and 20+ points on three occasions ... Scored a season-best 23 points Dec. 6 at Westchester.

COLLEGE CAREER: Averaged 14.1 points (12th in the Big 12), 5.1 rebounds, 1.7 assists, 1.4 steals and 32.6 minutes in 36 games [all starts] in lone season at Kansas (2022-23) ... Shot .442 (174-394) from the field, .403 (83-for-206) from three-point range and .854 (76-89) at the free throw line ... Set the Jayhawks freshman record for three-point field goals made (83) ... Scored 507 total points - fourth most by a Kansas freshman in a single season ...

Named to the All-Big 12 Second Team, All-Newcomer Team and All-Freshman Team ... Was a finalist for the Jerry West Award, given annually to the top shooting guard in Division I men's college basketball ... Earned Big 12 Newcomer of the Week honours three times ... Was selected to the Wooden Award Midseason Top 25 Watch List ... Scored in double figures in 24 games and 20 or more points seven times ... Recorded lone double-double with 19 points and a season-best 11 rebounds in a first round victory over Howard in the NCAA Tournament ... Scored a season-high 26 points Feb. 14 at Oklahoma State ... Tallied 23 points in 32 minutes in Jayhawks debut Nov. 7 against Omaha.

PERSONAL: Parents are Bart and Carmen Dick ... Mother, Carmen, played basketball at Iowa State and professionally in Japan ... Siblings are Kelsey, Brodey and Riley ... Two-time Kansas Gatorade High School Player of the Year ... Was also a 2022 McDonald's All-American and named to the Naismith High School All-America Second Team ... Won a gold medal with USA Basketball at the 2021 FIBA 3x3 U18 World Cup in Hungary ... Helped the U.S. Central boys team win the inaugural Jr. NBA World Championship in 2018.

CAREER HIGHS

Points	32, Toronto at Milwaukee, 11/12/2024	Off. Rebounds	4, Toronto at Indiana, 1/14/2026 (2X)
FGM	13, Toronto vs. LA Lakers, 11/1/2024	Def. Rebounds	8, Toronto at Minnesota, 4/3/2024
FGA	26, Toronto vs. LA Lakers, 11/1/2024	Total Rebounds	11, Toronto at Indiana, 1/14/2026
3PM	6, Toronto at Brooklyn, 4/10/2024	Assists	7, Toronto at Denver, 3/11/2024
3PA	14, Toronto vs. Dallas, 12/7/2024 (2X)	Steals	3, Toronto vs. Indiana, 2/8/2026 (7X)
FTM	14, Toronto at Milwaukee, 11/12/2024	Blocks	2, Toronto at Denver, 11/4/2024 (2X)
FTA	16, Toronto at Milwaukee, 11/12/2024	Minutes	39, Toronto at Portland, 3/9/2024

NBA STATISTICS

YEAR	TEAM	G-GS	MIN	FG-FGA	PCT	3P-3PA	PCT	FT-FTA	PCT	OFF	DEF	REB	AST	STL	TO	BLK	PTS	AVG
23-24	TOR	60-17	1268	189-445	.425	88-241	.365	44-51	.863	27	105	132	68	34	50	2	510	8.5
24-25	TOR	54-54	1587	265-647	.410	114-326	.350	133-155	.858	44	149	193	98	48	83	10	777	14.4
25-26	TOR	76-1	1067	161-384	.419	56-186	.301	77-88	.875	42	105	147	51	45	43	7	455	6.0

Totals 190-72 3922 615-1476 .417 258-753 .343 254-294.864 113 359 472 217 127 176 19 1742 92

Personal fouls / Disqualifications: 2023-24: 87/0; 2024-25: 120/2; 2025-26: 101/0; Totals: 308/2.

NBA G LEAGUE STATISTICS

YEAR	TEAM	G-GS	MIN	FG-FGA	PCT	3P-3PA	PCT	FT-FTA	PCT	OFF	DEF	REB	AST	STL	TO	BLK	PTS	AVG
23-24	RAP	11-11	381	55-152	.362	22-78	.282	19-22	.864	11	27	38	27	8	23	4	163	14.8
Totals	11-11	381	55-152	.362	22-78	.282	19-22	.864	11	27	38	27	8	23	4	163	14.8	

Personal fouls / Disqualifications: 2023-24: 17/0; Totals: 17/0.

NCAA STATISTICS

YEAR	TEAM	G-GS	MIN	FG-FGA	PCT	3P-3PA	PCT	FT-FTA	PCT	OFF	DEF	REB	AST	STL	TO	BLK	PTS	AVG
22-23	KAN.	36-36	1177	174-394	.442	83-206	.403	76-89	.854	40	145	185	60	52	45	9	507	14.1
Totals	36-36	1177	174-394	.442	83-206	.403	76-89	.854	40	145	185	60	52	45	9	507	14.1	

Personal fouls / Disqualifications: 2022-23: 76/1; Totals: 76/1.



#24 CHUCKY HEPBURN

Position: Guard **Birthdate:** 02/09/2003
Height: 6-0 **Birthplace:** Omaha, Nebraska
Weight: 193 lbs. **High School:** Bellevue West
NBA Experience: Rookie **College:** Louisville '25
Years with Raptors: First

HOW ACQUIRED: Signed a two-way contract July 1, 2025.
CAREER TRANSACTIONS: **July 1, 2025:** Signed a two-way contract with Toronto.
CONTRACT STATUS: Signed a two-way contract through the 2025-26 season.

2025-26 SEASON: Appeared in two games as a rookie with Toronto, totaled one rebound, two assists and one steal in 13 minutes of action ... Was inactive for 77 games and a DNP three times ... Underwent season-ending surgery in early January to repair a tear in the meniscus of his right knee; sustained the injury while playing with Raptors 905 in the NBA G League ... Logged five minutes in NBA debut Nov. 30 at New York; had one rebound and one steal against the Knicks ... NBA G League: Averaged 12.4 points, 8.6 assists, 2.1 rebounds, 2.4 steals and 29.3 minutes in 18 Tip-Off Tournament and regular season games (all starts) with Raptors 905 ... Shot .415 (73-176) from the field, .368 (35-95) from beyond the arc and .871 (27-31) at the free throw line ... Scored in double figures 13 times, including 20+ points twice ... Recorded eight double-doubles ... Had multiple steals in 13-of-18 contests ... Finished with 17 points and a season-high 14 assists Dec. 10 vs. Delaware ... Scored a season-best 30 points (11-18 FG, 5-8 3PT, 2-2 FT) Nov. 19 at Greensboro ... Had a season-high five steals in three games ... Helped the 905 earn the number one seed in the Tip-Off Tournament, reach the 2025 G League Winter Showcase Final and secure a playoff berth.

COLLEGE CAREER: Averaged 16.4 points, 5.8 assists, 3.5 rebounds, 2.4 steals and 34.8 minutes in 34 games (all starts) during lone season (2024-25) at Louisville ... Named ACC Defensive Player of the Year and was a First Team All-ACC selection ... Led the ACC in total steals (82) ... Shot .432 (166-384) from the field, .328 (63-192) from three-point range and .844 (162-192) at the free throw line ... Scored in

double figures in 29 games, 20+ points eight times and 30 or more twice ... Recorded two double-doubles ... Logged five or more steals five times ... Scored a season-high 37 points Mar. 1 vs. Pittsburgh ... Had 29 points (5-13 FG, 2-8 3PT, 17-19) Feb. 22 vs. Florida State; made a single-game school record 17 free throws against the Seminoles ... Finished with 13 points and a season-best 16 assists Jan. 21 at SMU; broke Louisville's program record for assists in a single game ... Also earned ACC All-Tournament Team honours after averaging 15.3 points, 5.2 assists, 3.7 rebounds and 2.7 steals in three games ... Transferred to Louisville after three seasons at Wisconsin (2021-24) ... Named to Big Ten All-Defensive Team and was an All-Big Ten Honourable Mention as a junior with the Badgers ... Also selected to Big Ten All-Tournament Team after helping Wisconsin reach the Big Ten Conference title game and NCAA Tournament ... Was an All-Big Ten Honourable Mention as a sophomore and named to Big Ten All-Freshman Team after first season in Madison ... Started all 137 games of his college career across four seasons with the Cardinals and Badgers.

PERSONAL: Parents are Greg and Meliza Hepburn ... Has one older brother, Trey, who played basketball at the University of Nebraska Kearney ... Was the 2020 Nebraska Player of the Year ... Three-time All-Metro First Team honouree (2018-20) and selected First Team All-Class All-State twice (2019-20) ... Made four straight state appearances at Bellevue West, advancing to the state championship game three times.

NBA STATISTICS

YEAR	TEAM	G-GS	MIN	FG-FGA	PCT	3P-3PA	PCT	FT-FTA	PCT	OFF	DEF	REB	AST	STL	TO	BLK	PTS	AVG
25-26	TOR	2-0	13	0-6	.000	0-5	.000	0-0	---	0	1	1	2	1	1	0	0	0.0
Totals		2-0	13	0-6	.000	0-5	.000	0-0	---	0	1	1	2	1	1	0	0	0.0

Personal fouls / Disqualifications: 2025-26: 2/0; Totals: 2/0.

NBA G LEAGUE STATISTICS

YEAR	TEAM	G-GS	MIN	FG-FGA	PCT	3P-3PA	PCT	FT-FTA	PCT	OFF	DEF	REB	AST	STL	TO	BLK	PTS	AVG
25-26	RAP	18-18	528	73-176	.415	35-95	.368	27-31	.871	5	32	37	154	43	40	3	223	12.4
Totals		18-18	528	73-176	.415	35-95	.368	27-31	.871	5	32	37	154	43	40	3	223	12.4

Personal fouls / Disqualifications: 2025-26: 50/1; Totals: 50/1.

NCAA STATISTICS

YEAR	TEAM	G-GS	MIN	FG-FGA	PCT	3P-3PA	PCT	FT-FTA	PCT	OFF	DEF	REB	AST	STL	TO	BLK	PTS	AVG
21-22	WIS.	33-33	1022	92-237	.388	39-112	.348	39-56	.696	7	63	70	77	36	39	5	262	7.9
22-23	WIS.	35-35	1124	152-403	.377	68-168	.405	56-78	.718	16	83	99	99	52	52	2	428	12.2
23-24	WIS.	35-35	1164	115-268	.429	37-115	.322	56-76	.737	22	95	117	137	73	43	3	323	9.2
24-25	LOU.	34-34	1184	166-384	.432	63-192	.328	162-192	.844	18	100	118	198	82	103	3	557	16.4
Totals		137-137	4494	525-1292	.406	207-587	.353	313-402	.779	63	341	404	511	243	237	13	1570	11.5

Personal fouls / Disqualifications: 2021-22: 70/0; 2022-23: 75/0; 2023-24: 70/0; 2024-25: 93/1; Totals: 308/1.



#3 BRANDON INGRAM

Position: Forward **Birthdate:** 09/02/1997
Height: 6-8 **Birthplace:** Kinston, North Carolina
Weight: 205 lbs. **High School:** Kinston H.S.
NBA Experience: 9 years **College:** Duke '16
Years with Raptors: 1

HOW ACQUIRED: Traded by New Orleans for Bruce Brown, Kelly Olynyk, a 2026 first round draft pick (via Indiana) and a 2031 second round draft pick on February 6, 2024.
CAREER TRANSACTIONS: First round draft pick (second overall) by the LA Lakers in 2016 NBA Draft; **July 6, 2019:** Traded by the LA Lakers along with Lonzo Ball, Josh Hart, the draft rights to DeAndre Hunter, two first round draft picks (2023, 2025) and cash considerations to New Orleans as part of a three-team trade with Washington; the LA Lakers traded Isaac Bonga, Jemerrio Jones, Moritz Wagner and a 2022 second round draft pick to Washington; New Orleans traded Anthony Davis to the LA Lakers; and Washington traded cash to New Orleans; **November 28, 2020:** Signed a multi-year contract with New Orleans; **February 6, 2025:** Traded by New Orleans to Toronto for Bruce Brown, Kelly Olynyk, a 2026 first round draft pick (via Indiana) and a 2031 second round draft pick; **February 12, 2025:** Signed a multi-year contract extension with Toronto.
CONTRACT STATUS: Signed through the 2026-27 season, with a player option the following season.

2025-26 SEASON: Averaged a team-high 21.5 points (T-21 in NBA), 5.6 rebounds, 3.7 assists and 33.8 minutes in 77 games (all starts) with Toronto ... Shot .477 (614-1288) from the field, .382 (135-353) from beyond the arc and .820 (292-356) at the free throw line ... Inactive for three games and DND twice ... His 77 games played was his most since appearing in 79 games as a rookie (2016-17) ... Named by Commissioner Adam Silver as an injury replacement for the 2026 NBA All-Star Game in Los Angeles ... Scored in double figures in 73 games, 20+ points 45 times and 30 or more in 12 contests ... Recorded two double-doubles ... Led the team in scoring 32 times, rebounds in eight games and assists in eight contests ... Set single-season career highs in total points (1655), rebounds (430) and blocks (55) ... His 1,655 points set a franchise record for most points scored in first season with the Raptors ... Was named Eastern Conference Player of the Week for Week 25 (Apr. 6-12), averaged 25.5 points, 6.5 rebounds, 4.5 assists and 33.3 minutes in four games ... Scored a season-high 38 points Apr. 9 vs. Miami ... Missed two games (Mar. 23 & Mar. 29) with right heel inflammation and one for right heel injury management (Apr. 1) ... Reached 11,000 career points Mar. 11 in his return to New Orleans ... Recorded 20 points and a season-best 11 rebounds Feb. 25 vs. San Antonio ... Sat out two games (Jan. 9-11) due to a right thumb sprain ... Scored 20+ points in a season-high five straight games (Dec. 7-20), averaged 28.4 points during this stretch ... Scored a then season-best 37 points Nov. 24 vs. Cleveland ... Scored 10,000th career point Nov. 23 vs. Brooklyn; became the fifth player from the 2016 NBA Draft class to achieve this

milestone and fastest to do so in 512 career games played ... Appeared in 500th career NBA game Oct. 29 against Houston ... Made Raptors debut in the season opener Oct. 22 at Atlanta; contributed 16 points, nine rebounds and three assists in 27 minutes against the Hawks.

PROFESSIONAL CAREER: Averaging 19.5 points, 5.2 rebounds, 4.3 assists and 33.0 minutes in 495 career NBA games with the LA Lakers and New Orleans ... Averaged at least 20.0 points in all six seasons with the Pelicans ... Shooting .468 (3528-7541) from the field, .363 (687-1892) from three-point range and .788 (1913-2429) at the free throw line ... Has scored 20+ points in 241 games, 30 or more 64 times and reached the 40-point mark in seven contests ... Recorded double-digit rebounds in 28 games and assists 15 times ... Owns 37 career double-doubles and three triple-doubles ... In 456 career starts, averaging 20.6 points, 5.3 rebounds, 4.5 assists and 33.6 minutes ... Was a reserve for the 2020 NBA All-Star Game in Chicago ... Named the 2019-20 NBA Most Improved Player ... Has earned NBA Player of the Week honours four times ... Participated in the Rising Stars Challenge during NBA All-Star Weekend as both a rookie and sophomore ... Earned All-Rookie Second Team honours (2016-17) ... Playoffs: Averaging 21.9 points, 5.5 rebounds, 5.0 assists and 38.1 minutes in 10 career postseason contests (all starts) ... Shooting .434 (75-173) from the floor, .371 (13-35) from beyond the arc and .848 (56-66) at the foul line ... wHas scored 20+ points five times with three 30-point outings ... Posted two double-doubles.



2024-25 SEASON: Sustained a season-ending left ankle sprain in the third quarter Dec. 7 vs. Oklahoma City; missed the final 58 games of the regular season [Dec. 8 – Apr. 13] ... Acquired by Toronto from New Orleans on Feb. 6 in exchange for Bruce Brown, Kelly Olynyk, a 2026 first-round draft pick [via Indiana] and a 2031 second-round draft pick ... Averaged 22.2 points, 5.6 rebounds, 5.2 assists and 33.1 minutes in 18 games [all starts] with the Pelicans ... Shot .465 [155-333] from the field, .374 [43-115] from three-point range and .855 [47-55] at the free throw line ... Scored in double figures in 17-of-18 appearances ... Recorded 20+ points in 11 games and 30 or more four times ... Had 29 points Dec. 5 vs. Phoenix; matched a career high for points in a quarter with 21 in the third against the Suns ... Finished with 29 points, a season-best nine rebounds and seven assists Nov. 15 vs. Denver ... Scored a season-high 33 points in the season opener Oct. 23 vs. Chicago

2023-24: In 64 games [all starts] with New Orleans, averaged 20.8 points, 5.7 assists, 5.1 rebounds and 32.9 minutes ... Shot .492 [500-1017] from the floor, .355 [86-242] from beyond the arc and .801 [246-307] at the free throw line ... Scored in double digits in 60-of-64 contests ... Had 20 or more points 34 times, 30+ in 10 games and hit the 40-point plateau twice ... Posted three double-doubles ... Missed three games with right knee soreness [Oct. 30 – Nov. 2], one for right Achilles soreness [Jan. 13], two with an illness [Feb. 22-23] and 12 games [Mar. 22 – Apr. 12] due to a left knee contusion ... Scored a season-high 41 points [16-21 FG, 8-11 3PT, 8-10] Feb. 5 vs. Toronto; made a career-high eight threes against the Raptors ... Tied a season best with 10 rebounds Jan. 31 at Houston ... Finished with 17 points and a season-high 11 assists Jan. 19 vs. Phoenix ... Recorded third career triple-double with 28 points, a season-best 10 rebounds and 10 assists Jan. 17 vs. Charlotte ... Poured in 40 points Dec. 13 at Washington ... Scored 20+ points in a career long-tying 12 straight games [Nov. 6-27], averaged 25.7 points during this span ... Playoffs: Averaged 14.3 points, 4.5 rebounds, 3.3 assists and 36.3 minutes in four games against Oklahoma City in the first round ... Scored 10+ points in three-of-four games

2022-23: Averaged career highs of 24.7 points and 5.8 assists, along with 5.5 rebounds and 34.2 minutes, in 45 games [all starts] with New Orleans ... Shot .484 [404-835] from the field, .390 [64-164] from three-point range and a career-best .882 [240-272] at the foul line ... Scored in double figures in 44 games, 20+ points 32 times and 30 or more in 13 contests ... Recorded 10+ rebounds three times and 10 or more assists in five games ... Had six double-doubles, including two triple-doubles ... Set season highs with 42 points and 12 rebounds in the regular season finale Apr. 9 at Minnesota ... Scored 20+ points in a career long-tying 12 consecutive games [Mar. 14 – Apr. 5], averaged 28.4 points during this span ... Matched a career best with 13 assists Apr. 5 against Memphis [OT] ... Contributed 31 points, 11 rebounds and 10 assists Mar. 30 at Denver ... Named Western Conference Player of the Week [Mar. 20-26]; helped the Pelicans to a perfect 3-0 week, averaged 31.3 points, 10.0 assists, and 6.3 rebounds ... Scored 30+ points in

a career-high three straight games [Mar. 21-25], averaged 31.3 points during this span ... Notched first career triple-double with 30 points, 11 rebounds and 10 assists Mar. 23 vs. Charlotte; became just the eighth player in NBA history with a 30-point triple-double without committing a turnover ... Followed up performance against the Hornets with 32 points and a career-best 13 assists Mar. 25 at the LA Clippers ... Scored 40 points Mar. 1 at Portland.

2021-22: Posted averages of 22.7 points, 5.8 rebounds, 5.6 assists and 34.0 minutes in 55 games [all starts] with New Orleans ... Shot .461 [453-983] from the floor, .327 [74-226] from beyond the arc and .826 [266-322] at the free throw line ... Scored in double digits in 53 games, 20+ points 35 times and 30 or more in 10 contests ... Recorded seven double-doubles ... Was named Western Conference Player of the Week [Jan. 31 – Feb. 6]; averaged 27.3 points, 9.3 assists, 3.3 rebounds, 1.7 steals, and 1.3 blocks while leading the Pelicans to a 3-0 record ... Tied a season high with 12 assists in consecutive games [Feb. 4-6] ... Scored a season-best 40 points Dec. 5 at Houston ... Dished out a season-high 12 assists Dec. 3 at Dallas ... Contributed 17 points and a season-best 12 rebounds Nov. 19 against the LA Clippers ... Play-In Tournament: Helped the Pelicans advance to the playoffs, averaged 28.5 points, 5.5 rebounds and 5.5 assists in two games ... Playoffs: Averaged 27.0 points, 6.2 rebounds, 6.2 assists and 39.3 minutes in six games against Phoenix in the first round ... Shot .475 [56-118] from the field, .407 [11-27] from three-point distance and 83 percent [39-47] at the foul line ... Finished with at least 18 points in all six contests ... Scored 20+ points in five games and 30 or more three times ... Posted two double-doubles ... Contributed 21 points and a postseason career-high 11 assists in Game 6 on Apr. 28 ... Recorded playoff career highs with 37 points [13-21 FG, 3-3 3PT, 8-8 FT] and 11 rebounds in Game 2 on Apr. 19

2020-21: Averaged 23.8 points [20th in the NBA], 4.9 rebounds, 4.9 assists and 34.3 minutes in 61 games [all starts] with New Orleans ... Shot .466 [513-1101] from the floor, .381 [143-375] from three-point territory and .878 [281-320] at the free throw line [20th in the NBA] ... Scored in double figures in all 61 appearances ... Had 20+ points 45 times and 30 or more in 12 games ... Notched four doubles-doubles ... Scored a season-best 36 points Mar. 23 against the LA Lakers ... Set season highs with 12 rebounds Feb. 6 vs. Memphis and 11 assists Dec. 23 at Toronto ... Was named Western Conference Player of the Week [Dec. 22-27] after averaging 26.7 points, 7.3 rebounds and 6.7 assists to help the Pelicans open the season with a 2-1 record; joined Chris Paul [8X] and Anthony Davis [5X] as the only players in team history to win the award multiple times ... Also became the first player in New Orleans history to total at least 80 points, 20 rebounds and 20 assists through the team's first three games of a season.

2019-20: Named the NBA's Most Improved Player after averaging 23.8 points [14th in the NBA], a career-high 6.1 rebounds, 4.2 assists and 33.9 minutes in 62 games [all starts] with New Orleans ... Was a reserve for the NBA All-Star Game in Chicago ...



BRANDON INGRAM

Shot .463 (507-1096) from field, a career-best .391 (150-384) from beyond the arc, .851 (313-368) at the foul line ... Scored in double figures in all but one contest ... Had 20+ points in 46 games, 30 or more 11 times and 40+ twice ... Recorded nine double-doubles ... From the beginning of the season through March 11, averaged 24.3 points, 6.3 rebounds, 4.3 assists, 1.0 steals and 34.3 minutes in 56 games and was one of just seven players in the NBA to average at least 24.0 points, 6.0 rebounds, 4.0 assists and 1.0 steals ... Voting for the Most Improved Player award was conducted based on regular-season games played through Mar. 11 and did not include the seeding games, which were played July 30 - Aug. 14, as part of the season restart ... Scored a career-high 49 points (15-25 FG, 3-8 3PT, 16-20 FT) Jan. 16 vs. Utah ... Was named the NBA's Western Conference Player of the Week (Dec. 23-29); averaged 31.3 points, 10.0 assists and 6.3 rebounds and led the Pelicans to a perfect 3-0 week ... Scored 20+ points in a career-long 12 straight games (Nov. 4 - Dec. 5), averaged 26.0 points during this stretch ... Scored 40 points Nov. 4 at Brooklyn ... Recorded a double-double in back-to-back games (Oct. 26-28), totaled 62 points and 25 rebounds during this span ... Tallied 35 points and a career-best 15 rebounds Oct. 26 at Houston.

2018-19: In 52 games (all starts) with the LA Lakers, averaged 18.3 points, 5.1 rebounds, 3.0 assists and 33.8 minutes ... Shot a career-best .497 (362-729) from the floor, 33 percent (31-94) from three-point range and .675 (195-289) at the free throw line ... Scored in double figures 49 times, 20+ points in 20 games and 30 or more three times ... Had 10+ rebounds twice and 10 or more assists once ... Recorded two double-doubles ... Missed the final 12 games (Mar. 19 - Apr. 9) of the regular season with thoracic outlet decompression syndrome in his right arm after sitting out five games (Mar. 9-17) due to deep venous thrombosis in the same arm ... Did not dress for two games (Mar. 4-6) with right shoulder soreness ... Finished with 27 points and a season-best 13 rebounds Feb. 21 vs. Houston ... Scored a season-high 36 points Jan. 29 vs. Philadelphia ... Dished out a season-best 11 assists in an overtime victory Jan. 17 at Oklahoma City ... Missed seven games (Dec. 7-18) due to sprained left ankle ... Suspended four games by the NBA (Oct. 22-27) following an on-court altercation Oct. 20 vs. Houston.

2017-18: Averaged 16.1 points, 5.3 rebounds, 3.9 assists and 33.5 minutes in 59 games (all starts) with the LA Lakers ... Participated in the Rising Stars Challenge for the second straight year during NBA All-Star Weekend in Los Angeles ... Was the only player in the NBA 20 years or younger to average at least 16.0 points, 5.0 rebounds and 3.0 assists ... Shot 47 percent (358-761) from the floor, .390 (41-105) from beyond the arc and .681 (192-282) at the foul line ... Scored 10+ points in 50 games and 20 or more 16 times ... Posted six double-doubles ... Sat out the final seven games of the regular season (Apr. 1-11) in concussion protocol ... Missed 12 contests (Mar. 3-26) due to a left groin strain ... Recorded 16 points and a season-best 10 assists Feb. 2 at Brooklyn ... Sat out two games (Jan. 15-19) with a mild left ankle sprain ... Finished with 22 points and a season-high 14 rebounds Jan. 5 against Charlotte ... Missed two games (Dec. 23-25) due to right quad

contusion/left quad tendinitis ... Scored a season-best 32 points Nov. 29 vs. Golden State ... Earned first career double-double with 19 points and 10 rebounds Oct. 25 vs. Washington (OT).

2016-17: Averaged 9.4 points (eighth among rookies), 4.0 rebounds, 2.1 assists and 28.8 minutes in 79 games as a rookie with the LA Lakers ... Shot .402 (276-686) from the floor, .294 (55-187) from three-point range and .621 (133-214) at the foul line ... Scored in double figures 36 times, including 20+ points twice ... Named to NBA All-Rookie Second Team ... Participated in the Rising Stars Challenge during NBA All-Star Weekend in New Orleans ... In 40 starts, averaged 11.5 points, 4.4 rebounds, 2.5 assists and 32.4 minutes ... Became one of three players in NBA history to total at least 150 assists at the age of 19 while standing at 6-foot-9 or taller, joining Kevin Durant and Giannis Antetokounmpo ... Missed three games (Mar. 26-30) with right patellar tendinitis ... Contributed 21 points Mar. 21 vs. the LA Clippers ... Scored a season-high 22 points Feb. 26 against San Antonio ... Tallied nine points and a season-best 10 rebounds Dec. 17 at Cleveland ... Finished with 16 points, three rebounds and one assist in 34 minutes in first career start Nov. 23 at Golden State ... Made NBA debut Oct. 26 vs. Houston; had nine points and three rebounds in 24 minutes against the Rockets.

COLLEGE CAREER: Averaged 17.3 points (sixth in ACC), 6.8 rebounds, 2.0 assists, 1.4 blocks, 1.1 steals and 34.6 minutes in 36 games (34 starts) during lone season at Duke (2015-16) ... Became just the fourth freshman to average at least 15.0 points and 5.0 rebounds under head coach Mike Krzyzewski, alongside Luol Deng (2004), Jahliil Okafor (2015) and Jabari Parker (2014) ... Shot .442 (214-484) from the field, .410 (80-195) from three-point distance and .682 (116-170) at the free throw line ... With 624 points, finished the season as the third-highest scoring freshman in school history ... Was the consensus ACC Freshman of the Year and a consensus All-ACC Second Team selection ... Named an honourable mention All-American by the Associated Press ... One of five finalists for the Julius Erving Award which recognizes the top small forward in Division I men's college basketball ... Captured ACC Rookie of the Week honours four times ... Led ACC freshman in both scoring and rebounding ... Paced Duke in scoring (23.0 ppg) during the NCAA Tournament, helping the Blue Devils reach the Sweet 16 ... Played in 119 of a possible 120 minutes during the tournament.

PERSONAL: Son of Donald and Joann Ingram ... Has an older brother Donovan "Bo" and older sister Britany ... Bo played basketball for South Plains College (2008-10) and University of Texas Arlington (2010-12) ... Helped lead Kinston H.S. to four consecutive North Carolina High School Athletic Association (NCHSAA) state championships ... In 2015, named North Carolina's Mr. Basketball, Player of the Year by the North Carolina Basketball Coaches Association (NCBCA) and was a McDonald's All-American ... On the international stage, appeared in six games for Team USA at the 2023 FIBA World Cup, averaging 5.7 points, 3.0 rebounds, 2.7 assists and 16.2 minutes ... Was also a member of the 2016 USA Select Team, and 2015 USA Junior National Select Team ... Named to the 2024 USA Men's National Team player pool.



CAREER HIGHS

Points	49, New Orleans vs. Utah, 1/16/2020	Off. Rebounds	5, Toronto vs. Philadelphia, 1/12/2026
FGM	18, New Orleans at Portland, 3/1/2023	Def. Rebounds	14, New Orleans at Houston, 10/26/2019
FGA	31, New Orleans vs. Indiana, 1/4/2021	Total Rebounds	15, New Orleans at Houston, 10/26/2019
3PM	8, New Orleans vs. Toronto, 2/5/2024	Assists	13, New Orleans vs. Memphis, 4/5/2023 (2X)
3PA	12, New Orleans vs. Boston, 2/21/2021 (2X)	Steals	4, Toronto at New Orleans, 3/11/2026 (5X)
FTM	16, New Orleans vs. Utah, 1/16/2020	Blocks	4, New Orleans vs. Portland, 3/16/2024 (3X)
FTA	20, New Orleans vs. Utah, 1/16/2020	Minutes	46, New Orleans vs. Memphis, 4/5/2023

PLAYOFF CAREER HIGHS

Points	37, New Orleans at Phoenix, 4/19/2022	Off. Rebounds	2, New Orleans at Phoenix, 4/19/2022
FGM	13, New Orleans at Phoenix, 4/19/2022	Def. Rebounds	9, New Orleans at Phoenix, 4/19/2022
FGA	23, New Orleans vs. Phoenix, 4/24/2022	Total Rebounds	11, New Orleans at Phoenix, 4/19/2022
3PM	3, New Orleans vs. Phoenix, 4/22/2022 (2X)	Assists	11, New Orleans vs. Phoenix, 4/28/2022
3PA	6, New Orleans vs. Phoenix, 4/28/2022 (2X)	Steals	1, New Orleans vs. Oklahoma City, 4/29/2024
FTM	9, New Orleans vs. Phoenix, 4/22/2022	Blocks	2, New Orleans vs. Oklahoma City, 4/29/2024
FTA	11, New Orleans at Phoenix, 4/26/2022	Minutes	44, New Orleans vs. Phoenix, 4/28/2022

NBA STATISTICS

YEAR	TEAM	G-GS	MIN	FG-FGA	PCT	3P-3PA	PCT	FT-FTA	PCT	OFF	DEF	REB	AST	STL	TO	BLK	PTS	AVG.
16-17	LAL	79-40	2279	276-686	.402	55-187	.294	133-214	.621	60	256	316	166	50	116	36	740	9.4
17-18	LAL	59-59	1975	358-761	.470	41-105	.390	192-282	.681	57	257	314	230	45	149	43	949	16.1
18-19	LAL	52-52	1760	362-729	.497	31-94	.330	195-289	.675	41	226	267	154	28	129	31	950	18.3
19-20	NOP	62-62	2104	507-1096	.463	150-384	.391	313-368	.851	51	329	380	259	61	189	38	1477	23.8
20-21	NOP	61-61	2093	513-1101	.466	143-375	.381	281-320	.878	34	265	299	296	42	154	36	1450	23.8
21-22	NOP	55-55	1869	453-983	.461	74-226	.327	266-322	.826	35	285	320	307	34	151	26	1246	22.7
22-23	NOP	45-45	1538	404-835	.484	64-164	.390	240-272	.882	23	223	246	262	32	148	19	1112	24.7
23-24	NOP	64-64	2103	500-1017	.492	86-242	.355	246-307	.801	43	281	324	363	50	163	40	1332	20.8
24-25	NOP/TOR	18-18	595	155-333	.465	43-115	.374	47-55	.855	17	83	100	93	16	69	11	400	22.2
25-26	TOR	77-77	2604	614-1288	.477	135-353	.382	292-356	.820	63	367	430	284	58	187	55	1655	21.5
Totals		572-533	18920	4142-8829	.469	822-2245	.366	2205-2785	.792	424	2572	2996	2414	416	1455	355	9656	19.8

Personal fouls / Disqualifications: 2016-17: 158/1; 2017-18: 163/1; 2018-19: 149/1; 2019-20: 179/4; 2020-21: 124/0; 2021-22: 119/0; 2022-23: 116/2; 2023-24: 145/0; 2024-25: 45/0; 2025-26: 148/0; **Totals: 1346/9.**

NBA PLAYOFF STATISTICS

YEAR	TEAM	G-GS	MIN	FG-FGA	PCT	3P-3PA	PCT	FT-FTA	PCT	OFF	DEF	REB	AST	STL	TO	BLK	PTS	AVG.
21-22	NOP	6-6	236	56-118	.475	11-27	.407	39-47	.830	4	33	37	37	4	23	2	162	27.0
23-24	NOP	4-4	145	19-55	.345	2-8	.250	17-19	.895	1	17	18	13	4	9	5	57	14.3
Totals		10-10	381	75-173	.434	13-35	.371	56-66	.848	5	50	55	50	8	32	7	219	21.9

Personal fouls / Disqualifications: 2021-22: 11/0; 2023-24: 8/0; **Totals: 19/0.**

NCAA STATISTICS

YEAR	TEAM	G-GS	MIN	FG-FGA	PCT	3P-3PA	PCT	FT-FTA	PCT	OFF	DEF	REB	AST	STL	TO	BLK	PTS	AVG.
15-16	Duke	36-34	1246	214-484	.442	80-195	.410	116-170	.682	67	177	244	72	41	72	49	624	17.3
Totals		36-34	1246	214-484	.442	80-195	.410	116-170	.682	67	177	244	72	41	72	49	624	17.3

Personal fouls / Disqualifications: 2015-16: 74/0; **Totals: 74/0.**



#32 TRAYCE JACKSON-DAVIS

Position: Centre-Forward **Birthdate:** 02/22/2000
Height: 6-9 **Birthplace:** Anaheim, Calif.
Weight: 248 lbs. **High School:**
NBA Experience: 2 years **Center Grove H.S.**
Years with Raptors: First **College:** Indiana '23

HOW ACQUIRED: Traded by Golden State for a 2026 second round draft pick (via the LA Lakers) on February 5, 2026.
CAREER TRANSACTIONS: Second round draft pick (57th overall) by Washington in 2023 NBA Draft; June 23, 2023: Draft rights traded by Washington to Golden State for cash considerations; February 5, 2026: Traded by Golden State to Toronto for a 2026 second round draft pick (via the LA Lakers).
CONTRACT STATUS: Signed through the 2025-26 season, with a team option the following season.

2025-26 SEASON: Averaged 3.4 points, 2.7 rebounds and 9.4 minutes in 53 games (one start) with Golden State and Toronto ... Shot .573 (71-124) from the field and .514 (38-74) at the free throw line ... Scored in double figures three times ... Grabbed 10+ rebounds twice ... In 17 games with the Raptors, posted averages of 1.8 points, 1.9 rebounds and 5.0 minutes ... Recorded lone double-double of the season with 10 points and 10 rebounds Feb. 8 vs. Indiana ... Traded by Golden State to Toronto on Feb. 5 for a 2026 second round draft pick ... Averaged 4.2 points, 3.1 rebounds and 11.4 minutes in 36 games (one start) with the Warriors ... Made first career three-pointer Jan. 19 vs. Miami ... Scored a season-high 11 points Dec. 29 at Brooklyn ... Finished with eight points and a season-best 12 rebounds in lone start Nov. 19 at Miami ... NBA G League: Averaged 27.0 points, 10.0 rebounds, 4.5 assists, 2.0 steals, 2.0 blocks and 31.8 minutes in two regular season games with Raptors 905 ... Recorded 32 points and 11 rebounds Mar. 6 against Rio Grande Valley ... In the playoffs, contributed 18 points, eight rebounds, five assists, three steals and three blocks in a first-round defeat to Motor City on Mar. 31.

PROFESSIONAL CAREER: Averaging 6.2 points, 4.4 rebounds, 1.2 assists and 14.2 minutes in 183 career NBA games (54 starts) with Golden State and Toronto ... Shooting .631 (478-758) from the field and .555 (171-308) at the foul line ... Has scored in double figures in 47 career games, including a career-high 20 points Apr. 4, 2024 at Houston ... Has grabbed 10 or more rebounds 18 times ... Owns 11 career double-doubles ... As a sophomore, was selected to participate in the 2025 Rising Stars showcase as part of NBA All-Star Weekend in San Francisco ... Had 100+ dunks in each of his first two seasons in the NBA (2023-25); according to the Elias Sports Bureau, became the first Warrior player with back-to-back seasons with at least 100 dunks since 1997-98 when play-by-play was officially recorded ... Playoffs: In nine career postseason contests (three starts), averaging 4.1 points, 2.3 rebounds and 8.9 minutes ... Shooting .889 (16-18) from the floor ... Scored a play-off career-high 15 points (6-6 FG, 3-5 FT) in Game 2 at Minnesota on May 8, 2025 ... NBA G League: Averaging 20.9 points, 8.3 rebounds, 3.0 assists, 2.4 blocks, 1.3 steals and 30.3 minutes in seven career games with Santa Cruz and Raptors 905.

2024-25 SEASON: In 62 games with Golden State, averaged 6.6 points, 5.0 rebounds, 1.7 assists and 15.6 minutes ... Shot .576 (174-302) from the floor and .578 (59-102) at the free throw line ... Participated in the Rising Stars showcase during the NBA All-Star weekend in San Francisco ... Scored 10+ points in 17 games ... Collected 10 or more rebounds in seven contests with four double-doubles ... Led the Warriors on the glass in 15 games ... Averaged 8.7 points, 6.8 rebounds, 2.3 assists and 20.5 minutes in 37 starts ... Miss consecutive games (Feb. 23-25) due to illness ... Sat out Feb. 5 at Utah with right knee soreness ... Tallied a season-best 19 points Jan. 7 vs. Miami ... Scored in double figures in a career high-tying six straight games (Dec. 21-30), averaged 14.3 points during this stretch ... Contributed 16 points and a career-best 16 rebounds Dec. 30 against Cleveland ... Playoffs: Helped Golden State reach the Western Conference Semifinals ... Averaged 4.1 points, 2.3 rebounds and 8.9 minutes in nine appearances (three starts) ... Shot .889 (16-18) from the field ... Set postseason career highs with 15 points (6-6 FG, 3-5 FT) and six rebounds in Game 2 at Minnesota on May 8 ... NBA G League: Had 22 points, eight rebounds and three blocks in 35 minutes in one game with Santa Cruz on Mar. 9 vs. Mexico City

2023-24 SEASON: Averaged 7.9 points, 5.0 rebounds, 1.2 assists, 1.12 blocks (19th in the NBA) and 16.6 minutes in 68 games (16 starts) as a rookie with Golden State ... Shot .702 (233-332) from the field and .561 (74-132) at the foul line ... Ranked second among rookies in field goal percentage, fourth in blocks and seventh in rebounds ... Scored in double digits in 27 games, including a career-high 20 points (8-10 FG, 4-4 FT) Apr. 4 at Houston ... Had 10+ rebounds in nine contests ... Posted six double-doubles ... Averaged 11.3 points, 7.6 rebounds, 1.7 assists and 25.4 minutes as a starter ... Scored 10 or more points in a career-long six straight games (Mar. 3-20), averaged 12.7 points during this span ... Recorded 10 points and a season-best 15 rebounds Dec. 22 vs. Washington ... Contributed 17 points and six rebounds in 20 minutes in first career NBA start Dec. 30 against Dallas ... Scored first NBA points Oct. 30 at New Orleans; tallied 13 points, nine rebounds and four blocks in 20 minutes against the Pelicans ... Finished with one rebound in five minutes in NBA debut Oct. 27 at Sacramento ...



TRAYCE JACKSON-DAVIS

NBA G League: In four appearances with Santa Cruz, averaged 17.5 points, 7.5 rebounds, 2.5 assists, 2.5 blocks and 28.3 minutes ... Shot .757 (28-37) from the floor ... Scored 10+ points in all four games with two double-doubles ... Posted 28 points and 12 rebounds in 31 minutes in G League debut Nov. 10 against Stockton.

COLLEGE CAREER: Averaged 17.9 points, 9.1 rebounds, 2.2 assists, 2.1 blocks and 32.5 minutes in 126 career games (all starts) during four seasons at Indiana (2019-23) ... Shot .565 (850-1504) from the field ... Finished career third program history in points (2,258), first in rebounds (1,143) and blocks (270) and third in double-doubles (50) ... One of just five players in Big Ten Basketball history to record at least 2,000 career points and 1,000 career rebounds ... Was a two-time All-Big Ten All-Defensive Team selection (2021-22, 2022-23) ... As a senior (2022-23), was named to All-Big Ten First Team and a consensus All-America First Team selection [Associated Press, NABC, Sporting News, USBWA] after averaging 20.9 points, 10.8 rebounds, 4.0 assists, 2.9 blocks in 34.6 minutes.

Ranked fourth in the nation in blocks per game, sixth in rebounding, eighth in double-doubles (18) and 16th in scoring ... Recorded just the third triple-double in Hoosiers history with 12 points, 11 rebounds and a career-high 10 assists Dec. 7, 2022 vs. Nebraska.

PERSONAL: Son of former NBA player and All-Star forward Dale Davis and Ray and Karla Jackson ... Davis played 16 NBA seasons with four teams (1991 - 2007) - Indiana, Portland, Golden State and Detroit ... Was named Gatorade Indiana Boys Basketball Player of the Year as a senior at Center Grove, helping them to a 21-9 record and a berth in the Class 4A state tournament semifinals ... Played in the McDonald's All-American game and was selected for the Jordan Brand Classic game ... Won a gold medal with Team USA at the 2018 FIBA Americas Championships held in St. Catharines, Ontario.

CAREER HIGHS

Points	20, Golden State at Houston, 4/4/2024	Off. Rebounds	9, Golden State at Minnesota, 1/15/2025
FGM	9, Golden State vs. Miami, 1/7/2025 [4X]	Def. Rebounds	10, Golden State vs. Washington, 1/18/2025 [3X]
FGA	14, Golden State vs. Cleveland, 12/30/2024	Total Rebounds	16, Golden State vs. Cleveland, 12/30/2024
3PM	1, Golden State vs. Miami, 1/19/2026	Assists	5, Golden State vs. Memphis, 1/4/2025 [3X]
3PA	1, Golden State vs. Miami, 1/19/2026 [5X]	Steals	3, Golden State vs. Memphis, 1/4/2025 [2X]
FTM	6, Toronto vs. Indiana, 2/8/2026	Blocks	4, Golden State vs. Phoenix, 12/28/2024 [5X]
FTA	10, Toronto vs. Indiana, 2/8/2026	Minutes	35, Golden State vs. Miami, 1/7/2025

NBA STATISTICS

YEAR	TEAM	G-GS	MIN	FG-FGA	PCT	3P-3PA	PCT	FT-FTA	PCT	OFF	DEF	REB	AST	STL	TO	BLK	PTS	AVG
23-24	GSW	68-16	1130	233-332	.702	0-1	.000	74-132	.561	135	206	341	82	29	49	76	540	7.9
24-25	GSW	62-37	967	174-302	.576	0-3	.000	59-102	.578	122	189	311	104	23	45	38	407	6.6
25-26	GSW-TOR	53-1	496	71-124	.573	1-1	1.000	38-74	.514	66	79	145	39	17	22	24	181	3.4
Totals		183-54	2593	478-758	.631	1-5	.200	171-308	.555	323	474	797	225	69	116	138	1128	6.2

Personal fouls / Disqualifications: 2023-24: 108/0; 2024-25: 73/0; 2025-26: 45/0; Totals: 226/0.

PLAYOFF NBA STATISTICS

YEAR	TEAM	G-GS	MIN	FG-FGA	PCT	3P-3PA	PCT	FT-FTA	PCT	OFF	DEF	REB	AST	STL	TO	BLK	PTS	AVG
24-25	GSW	9-3	80	16-18	.889	0-0	---	5-13	.385	9	12	21	2	3	1	2	37	4.1
Totals		9-3	80	16-18	.889	0-0	---	5-13	.385	9	12	21	2	3	1	2	37	4.1

Personal fouls / Disqualifications: 2024-25: 15/0; Totals: 15/0.

NBA G LEAGUE STATISTICS

YEAR	TEAM	G-GS	MIN	FG-FGA	PCT	3P-3PA	PCT	FT-FTA	PCT	OFF	DEF	REB	AST	STL	TO	BLK	PTS	AVG
23-24	SCW	4-4	113	28-37	.757	0-1	.000	8-12	.667	11	19	30	10	4	3	10	70	17.5
24-25	SCW	1-1	35	11-16	.688	0-0	---	0-3	.000	0	8	8	2	1	0	3	22	22.0
25-26	RAP	2-2	64	19-30	.633	0-0	---	9-11	.818	8	12	20	9	4	4	4	54	27.0
Totals		7-7	212	58-83	.699	0-1	.000	17-26	.654	19	39	58	21	9	7	17	146	20.9

Personal fouls / Disqualifications: 2023-24: 17/0; Totals: 17/0.

NCAA STATISTICS

YEAR	TEAM	G-GS	MIN	FG-FGA	PCT	3P-3PA	PCT	FT-FTA	PCT	OFF	DEF	REB	AST	STL	TO	BLK	PTS	AVG
19-20	Indiana	32-32	939	159-281	.566	0-0	---	115-168	.685	96	174	270	37	22	42	59	433	13.5
20-21	Indiana	27-27	925	183-354	.517	0-0	---	150-229	.655	87	156	243	39	20	59	38	516	19.1
21-22	Indiana	35-35	1129	246-418	.589	0-3	.000	147-218	.674	78	206	284	66	22	59	81	639	18.3
22-23	Indiana	32-32	1105	262-451	.581	0-0	---	146-210	.695	91	255	346	129	27	81	92	670	20.9
Totals		126-126	4098	850-1504	.565	0-3	.000	558-825	.676	352	791	1143	271	91	241	270	2258	17.9

Personal fouls / Disqualifications: 2019-20: 64/0; 2020-21: 58/0; 2021-22: 66/0; 2022-23: 54/2; Totals: 242/2.



#0 A.J. LAWSON

Position: Guard
Height: 6-6
Weight: 185 lbs.
NBA Experience: 3 years
Years with Raptors: 1

Birthdate: 07/15/2000
Birthplace: Brampton, ON
High School: GTA Prep
College: South Carolina '21

HOW ACQUIRED: Signed a two-way contract December 11, 2024.
CAREER TRANSACTIONS: August 18, 2021: Signed with Minnesota; October 7, 2021: Waived by Atlanta; July 26, 2022: Signed a two-way contract with Minnesota; October 14, 2022: Waived by Minnesota; November 15, 2022: Signed a two-way contract with Minnesota; December 7, 2022: Waived by Minnesota; December 26, 2022: Signed a two-way contract with Dallas; March 3, 2024: Converted to a standard NBA contract by Dallas; October 8, 2024: Waived by Dallas; October 10, 2024: Signed a two-way contract with Dallas; October 18, 2024: Waived by Dallas; December 11, 2024: Signed a two-way contract with Toronto; April 12, 2025: Converted to a standard NBA contract by Toronto. October 18, 2025: Signed a two-way contract with Toronto; April 11, 2026: Converted to a standard NBA contract by Toronto.
CONTRACT STATUS: Signed to through the 2025-26 season.

2025-26 SEASON: In 24 games with Toronto, averaged 4.2 points, 1.8 rebounds and 9.4 minutes ... Inactive for 47 games and was a DNP 11 times ... Shot .436 [34-78] from the floor, .422 [19-45] from three-point distance and .778 [14-18] at the foul line ... Scored 10+ points in five contests ... Converted to a standard NBA contract Apr. 11 ... Scored in double digits in back-to-back games [Mar. 29-31]; totalled 27 points during this span ... Matched a season high with 14 points Mar. 29 vs. Orlando ... Led the bench with a season-best 14 points Jan. 12 against Philadelphia ... NBA G League: Posted averages of 21.6 points, 4.8 rebounds, 2.3 assists, 1.4 steals and 31.9 minutes in 36 Tip-Off Tournament and regular season games (all starts) with Raptors 905 ... Shot .465 [261-561] from the floor, 36 percent [103-286] from three-point range and .792 [84-106] at the free throw line ... Was named to the All-NBA G League Second Team and participated in the NBA G League Up Next Game for a second straight year during NBA All-Star Weekend in Los Angeles ... Scored in double figures in 35-of-36 games played ... Had 20 or more points in 21 games, including 30+ five times ... Recorded lone double-double with 21 points and a season-best 10 rebounds Dec. 30 vs. Westchester ... Poured in a season-high 36 points Dec. 5 against Capital City ... Helped the 905 earn the number one seed in the league's Tip-Off Tournament, reach the 2025 G League Winter Showcase Final and secure a playoff berth.

PROFESSIONAL CAREER: Averaging 4.9 points, 1.9 rebounds and 10.6 minutes in 107 career NBA games with Minnesota, Dallas and Toronto ... Shooting .439 [190-433] from the field, .339 [75-221] from three-

point range and .661 [74-112] at the free throw line ... Has scored in double digits in 23 games and 20+ points twice, including a career-best 32 points Mar. 10, 2025 vs. Washington ... Owns two career double-doubles ... Averaging 6.5 points, 3.0 rebounds, 1.5 assists and 29.3 minutes in two career starts ... After going undrafted in 2021, played one season with the Guelph Nighthawks in the Canadian Elite Basketball League (CEBL) prior to being signed as a free agent by Atlanta in August 2021 ... Playoffs: Helped Dallas reach the 2023 NBA Finals ... Averaging 11 points and 3.0 minutes in 10 career postseason contests ... NBA G League: Averaging 17.7 points, 5.9 rebounds, 2.0 assists, 1.3 steals and 31.7 minutes in 148 career games [125 starts] with College Park, Iowa, Texas, Long Island and Raptors 905 ... Has participated in the NBA G League Up Next Game during NBA All-Star Weekend in San Francisco in 2025 and Los Angeles in 2026.

2024-25: Averaged career highs of 9.1 points, 3.3 rebounds, 1.2 assists and 18.7 minutes in 26 games with Toronto ... Was inactive for 29 contests and a DNP twice ... Shot .421 [80-190] from the field, .327 [33-101] from beyond the arc and .683 [43-63] at the free throw line ... Scored in double figures 11 times with two games of 20+ points ... Recorded two double-doubles ... Led the team in scoring and rebounds twice and assists once ... Averaged 6.5 points, 3.0 rebounds, 1.5 assists and 29.3 minutes in two starts ... Scored in double digits in six-of-seven games in April; averaged 12.6 points during this span ... Was converted to a standard NBA contract Apr. 12 ... Finished with 12 points and 10 rebounds Apr. 11 at Dallas ...



Dished out a career-best seven assists Apr. 9 vs. Charlotte; added 14 points and six rebounds against the Hornets ... Had 28 points Mar. 12 vs. Philadelphia ... Set career highs with 32 points (9-21 FG, 7-14 3PT, 7-11 FT) and 12 rebounds for first career double-double Mar. 10 vs. Washington; became just the fourth Canadian to score 30+ points in a Raptors uniform, joining RJ Barrett, Chris Boucher and Cory Joseph ... Made first career start Mar. 7 vs. Utah; tallied six points, three rebounds and one assist in 27 minutes of action ... Contributed three points in four minutes in Toronto debut Dec. 23 at New York ... Signed a two-way contract with Toronto on Dec. 11 ... NBA G League: Participated in the NBA G League Up Next Game during NBA All-Star Weekend in San Francisco ... In 37 Tip-Off Tournament and regular season games with Raptors 905 (26 GP) and Long Island (11 GP), averaged 20.9 points, 5.3 rebounds, 2.5 assists, 1.3 steals and 33.1 minutes ... Shot 44 percent (260-591) from the floor, .361 (91-252) from three-point range and .726 (90-124) at the foul line ... Scored 10+ points in all 37 appearances ... Recorded 20 or more points 21 times and 30+ on four occasions ... Posted two double-doubles ... Set season highs with 37 points Nov. 22 at Raptors 905 and 11 rebounds Nov. 29 at Greensboro.

2023-24: Appeared in 42 games with Dallas, averaging 3.2 points, 1.2 rebounds and 7.4 minutes ... Shot .446 (54-121) from the floor, .260 (13-50) from three-point distance and .652 (15-23) at the free throw line ... Scored in double figures in four games ... Recorded season highs of 17 points and seven rebounds Dec. 23 vs. San Antonio ... Playoffs: Helped the Mavericks reach the NBA Finals, averaging 1.1 points and 3.0 minutes in 10 games ... NBA G League: Averaged 20.7 points, 7.0 rebounds, 1.9 assists and 33.7 minutes in seven Showcase Cup contests with Texas ... Scored 10+ points in six-of-seven games, including a season-best 29 points Nov. 24 vs. Mexico City.

2022-23: Averaged 3.7 points, 1.4 rebounds and 7.2 minutes in 15 games as a rookie with Minnesota and Dallas ... Shot 50 percent (22-44) from the field and 40 percent (10-25) from beyond the arc ... Recorded 10+ points three times ... Set season highs with 12 points and six rebounds Apr. 7 vs. Chicago and followed up with 10 points two days later against San Antonio ... Had 10 points Feb. 15 at Denver ... Converted to a standard NBA contract by the Mavericks on Mar. 3 after originally signing a two-way contract Dec. 26 ... Appeared in one game with the Timberwolves prior to being waived Dec. 7 ... Made NBA debut Nov. 16 at

Orlando; contributed two points and one rebounds in two minutes against the Magic ... Signing a two-way contract with Minnesota on Nov. 15 ... NBA G League: Averaged 20.0 points, 7.4 rebounds, 2.1 assists, 1.6 steals and 31.9 minutes in 22 Showcase Cup and regular season games with Iowa, College Park and Texas ... Shot .508 (164-323) from the floor, .328 (43-131) from three-point territory and .656 (40-61) at the free throw stripe ... Scored in double digits in 20 contests, 20 or more points 13 times and 30+ twice ... Poured in a season-best 33 points Mar. 23 at Ontario.

2021-22: Played in 46 Showcase Cup and regular season games with College Park in the NBA G League ... Averaged 10.6 points, 6.2 rebounds, 1.5 assists, 1.2 steals and 29.9 minutes ... Shot .464 (180-388) from the field, .337 (61-181) from beyond the arc and .609 (39-64) at the foul line ... Scored in double figures in 25 games, with four 20-point outings ... Grabbed 10+ rebounds six times ... Had five double-doubles ... Scored a season-best 25 points Feb. 10 vs. Westchester ... Made NBA G League debut Nov. 5 vs. Maine; tallied 10 points and 10 rebounds in 25 minutes of action against the Celtics.

COLLEGE CAREER: Played three seasons (2018-21) at South Carolina ... Averaged 14.2 points, 4.0 rebounds, 2.1 assists, 1.2 steals and 30.0 minutes in 81 career games (80 starts) with the Gamecocks ... Shot .407 (382-939) from the field, .349 (164-470) from three-point range and .697 (225-323) at the free throw line ... Departed South Carolina ranked eighth in school history in three-pointers made (164) ... As a junior (2020-21), was named to the All-SEC Second Team after averaging 16.6 points, 4.1 rebounds, 1.2 assists, 1.52 steals and 31.3 minutes in 21 contests ... Ranked fifth in the SEC in scoring and ninth in steals that season ... Also earned All-SEC Freshman Team honours (2018-19) during first year in Columbia, SC.

PERSONAL: Son of Anthony Lawson and Kathleen Parchment ... Has a sister, Keisha ... Born in Brampton, Ontario and attended GTA Prep ... Became just the 10th Canadian to play for the Raptors when he logged four minutes in his debut Dec. 23, 2024 at New York ... On the international stage, represented Canada at the 2023 FIBA World Cup Americas Qualifiers ... Has also played for Canada at the 2019 FIBA U-19 World Cup in Greece and helped Canada win a silver medal at the 2018 FIBA U-18 Americas Championship in St. Catharines, Ontario, averaging 14.8 points, 5.4 rebounds, 1.2 assists and 22.5 minutes in five games during the tournament.

CAREER HIGHS

Points	32, Toronto vs. Washington, 3/10/2025	Off. Rebounds	3, Toronto vs. Washington, 3/10/2025 (3X)
FGM	10, Toronto vs. Philadelphia, 3/12/2025	Def. Rebounds	9, Toronto vs. Washington, 3/10/2025
FGA	21, Toronto vs. Washington, 3/10/2025	Total Rebounds	12, Toronto vs. Washington, 3/10/2025
3PM	7, Toronto vs. Washington, 3/10/2025	Assists	7, Toronto vs. Charlotte, 4/9/2025
3PA	14, Toronto vs. Washington, 3/10/2025	Steals	4, Dallas at Houston, 12/22/2023
FTM	7, Toronto at San Antonio, 4/13/2025 (2X)	Blocks	2, Toronto vs. New York, 12/9/2025 (4X)
FTA	11, Toronto vs. Washington, 3/10/2025	Minutes	36, Toronto vs. Philadelphia, 3/12/2025



NBA STATISTICS

YEAR	TEAM	G-GS	MIN	FG-FGA	PCT	3P-3PA	PCT	FT-FTA	PCT	OFF	DEF	REB	AST	STL	TO	BLK	PTS	AVG.
22-23	MIN-DAL	15-0	108	22-44	.500	10-25	.400	2-8	.250	6	15	21	2	2	3	0	56	3.7
23-24	DAL	42-0	311	54-121	.446	13-50	.260	15-23	.652	14	36	50	20	10	14	3	136	3.2
24-25	TOR	26-2	486	80-190	.421	33-101	.327	43-63	.683	20	66	86	31	13	15	6	236	9.1
25-26	TOR	24-0	226	34-78	.436	19-45	.422	14-18	.778	9	34	43	7	12	6	4	101	4.2
Totals		107-2	1131	190-433	.439	75-221	.339	74-112	.661	49	151	200	60	37	38	13	529	4.9

Personal fouls / Disqualifications: 2022-23: 11/0; 2023-24: 22/0; 2024-25: 44/0; 2025-26: 27/0; Totals: 104/0.

NBA PLAYOFF STATISTICS

YEAR	TEAM	G-GS	MIN	FG-FGA	PCT	3P-3PA	PCT	FT-FTA	PCT	OFF	DEF	REB	AST	STL	TO	BLK	PTS	AVG.
23-24	DAL	10-0	30	4-9	.444	2-6	.333	1-2	.500	1	2	3	0	0	0	1	11	1.1
Totals		10-0	30	4-9	.444	2-6	.333	1-2	.500	1	2	3	0	0	0	1	11	1.1

Personal fouls / Disqualifications: 2023-24: 1/0; Totals: 1/0.

NBA G LEAGUE STATISTICS

YEAR	TEAM	G-GS	MIN	FG-FGA	PCT	3P-3PA	PCT	FT-FTA	PCT	OFF	DEF	REB	AST	STL	TO	BLK	PTS	AVG.
21-22	CPS	46-29	1374	180-388	.464	61-181	.337	39-64	.609	62	225	287	70	56	39	20	489	10.6
22-23	MACPS1B	22-20	702	164-323	.508	43-131	.328	40-61	.656	42	120	162	46	35	45	9	440	20.0
23-24	TEX	7-7	236	53-100	.530	10-34	.294	20-23	.870	8	41	49	13	4	15	2	145	20.7
24-25	LIN-RAP	37-33	1226	260-591	.440	91-252	.361	90-124	.726	28	167	195	91	47	70	9	773	20.9
25-26	RAP	36-36	1148	261-561	.465	103-286	.360	84-106	.792	22	152	174	83	49	78	12	779	21.6
Totals		148-125	4686	918-1963	.468	308-884	.348	273-378	.722	162	705	867	303	191	247	52	2626	17.7

Personal fouls / Disqualifications: 2021-22: 124/1; 2022-23: 54/1; 2023-24: 13/0; 2024-25: 95/1; 2025-26: 96/0; Totals: 17/3.

NCAA STATISTICS

YEAR	TEAM	G-GS	MIN	FG-FGA	PCT	3P-3PA	PCT	FT-FTA	PCT	OFF	DEF	REB	AST	STL	TO	BLK	PTS	AVG.
18-19	SC	29-28	868	130-316	.411	48-134	.358	80-120	.667	27	98	125	83	32	74	7	388	13.4
19-20	SC	31-31	903	135-326	.414	57-168	.339	89-123	.724	16	98	114	58	37	62	4	416	13.4
20-21	SC	21-21	658	117-297	.394	59-168	.351	56-80	.700	20	66	86	26	32	32	3	349	16.6
Totals		81-80	2429	382-939	.407	164-470	.349	225-323	.697	63	262	325	167	101	168	14	1153	14.2

Personal fouls / Disqualifications: 2018-19: 59/1; 2019-20: 68/2; 2020-21: 37/0; Totals: 164/3.



#54

SANDRO MAMUKELASHVILI

Position: Forward **Birthdate:** 05/23/1999
Height: 6-9 **Birthplace:** New York City, New York
Weight: 240 lbs. **High School:** Montverde Academy
NBA Experience: 4 Years **College:** Seton Hall '21
Years with Raptors: First

HOW ACQUIRED: Signed as a free agent July 4, 2025.
CAREER TRANSACTIONS: Second round draft pick (54th overall) by Indiana in 2021 NBA Draft; **July 30, 2021:** Traded by Indiana with Georgios Kalaitzakis and two second round draft picks (2024, 2026) to Milwaukee for Isaiah Todd; **August 3, 2021:** Signed a two-way contract with Milwaukee; **March 1, 2023:** Waived by Milwaukee; **March 3, 2023:** Claimed on waivers by San Antonio and converted to a standard NBA contract; **July 27, 2023:** Re-signed with San Antonio; **July 22, 2024:** Re-signed with San Antonio; **July 4, 2025:** Signed a multi-year contract with Toronto.
CONTRACT STATUS: Signed through the 2025-26 season, with a player option the following season.

2025-26 SEASON: Averaged career highs of 11.2 points, 4.9 rebounds, 1.9 assists and 21.9 minutes in a career-high 80 games with Toronto ... Inactive twice ... Shot a career-best .523 (330-631) from the floor, .389 (115-296) from beyond the arc and .747 (118-158) at the free throw line ... One of only three players in the NBA who totalled 600+ points and 300+ rebounds, while shooting 50 percent from the field, off the bench ... Scored 10+ points in 49 contests and 20 or more seven times ... Posted three double-doubles ... Led the team in scoring three times, rebounds in 10 games and assists twice ... Paced the bench in points in a team-high 32 contests ... Averaged 15.9 points, 6.2 rebounds, 2.9 assists and 30.7 minutes in 13 games as a starter ... Scored in double figures in a career-long nine straight games (Mar. 23 - Apr. 7); averaged 15.2 points during this span ... Was a +47 Mar. 29 against Orlando - the third highest +/- in Raptors history behind only Gary Trent Jr. (+54) and Pascal Siakam (+49) ... Finished with 23 points, four rebounds and a career-best five steals Mar. 23 at Utah ... Had 20+ points in consecutive games (Jan. 21-23) for the first time in his career; scored 22 points in both contests ... Tied a season high with 12 rebounds Jan. 20 at Golden State ... Inactive Jan. 14 at Indiana due to illness ... Recorded 13 points, a season-best 12 rebounds and a career-high eight assists Jan. 3 against Atlanta ... Scored a season-high 24 points Dec. 20 vs. Boston ... Inactive Nov. 11 at Brooklyn with neck stiffness ... Surpassed 1,000 career points Oct. 24 vs. Milwaukee.

PROFESSIONAL CAREER: Averaging 7.0 points, 3.7 rebounds, 1.2 assists and 14.6 minutes in 271 career NBA games with Milwaukee, San Antonio and Toronto ... Shooting .494 (698-1412) from the field, .366 (246-672) from beyond the arc and .739 (243-329) at the free throw line ... Has scored 20+ points 12 times, including a career-high 34 points (13-14 FG, 7-7 3PT, 1-1 FT) in 19 minutes Mar. 19, 2025 against New York; the most points scored in fewer than 20 minutes played in NBA history ... Has collected 10+ rebounds 14 times ... Owns 11 career double-doubles ... Averaging 15.3 points, 7.4 rebounds, 2.8 assists and 30.0 minutes in 28 career starts ... Was named to the 2022 All-Summer League First Team in Las Vegas after averaging 17.0 points, 8.8 rebounds, 2.4 assists and 27.9 minutes in five games with Milwaukee ... NBA G League: In 31 career games (24 starts) with Wisconsin (30 GP) and Austin (1 GP), averaging 20.9 points, 10.7 rebounds, 3.6 assists, 1.1 blocks and 32.6 minutes.

2024-25 SEASON: Averaged 6.3 points, 3.1 rebounds and 11.2 minutes in 61 games with San Antonio ... Shot .502 (141-281) from the field, .373 (60-161) from three-point territory and .741 (43-58) at the foul line ... Scored in double figures in 17 contests ... Recorded two double-doubles ... Contributed 16 points and 10 rebounds Apr. 2 at Denver ... Finished with 14 points and a season-best 11 rebounds Mar. 30 against Golden State ... Scored a career-high 34 points (13-14 FG, 7-7 3PT, 1-1 FT) and grabbed nine rebounds in just 19 minutes Mar. 19 vs. New York; the most points scored in fewer than 20 minutes played in NBA history ...



Only four players in NBA history have scored 30+ points in fewer than 20 minutes: Mamukelashvili (34), Jaylen Brown (33), Kevin Love (32) and Kevin Durant (30) ... Tallied 10+ points in a season-long four straight games [Mar. 14-19]; averaged 16.8 points during this stretch.

2023-24: Averaged 4.1 points, 3.2 rebounds, 1.1 assists and 9.8 minutes in 46 games (five starts) with San Antonio ... Shot .471 (73-155) from the floor and .735 (25-34) at the free throw line ... Scored 10+ points in seven games, including a season-best 21 points Apr. 12 vs. Denver ... Grabbed 10 or more rebounds in four contests ... Posted three double-doubles ... Averaged 13.0 points, 10.4 rebounds, 2.2 assists and 27.1 minutes as a starter ... Led the team in scoring once and rebounds five times ... Ended the season scoring in double figures in seven of last nine games played [Mar. 23 - Apr. 14]; averaged 11.3 points during this span ... Recorded 11 points and a career-high 16 rebounds Apr. 9 at Memphis ... NBA G League: Finished with 34 points, 23 rebounds and four assists in 35 minutes of action in lone game with Austin on Dec. 9 at Texas.

2022-23: In 43 games with Milwaukee and San Antonio, averaged 6.1 points, 4.3 rebounds, 1.4 assists and 15.3 minutes ... Shot .422 (97-230) from the field, .303 (30-99) from beyond the arc and .684 (39-57) at the foul line ... Scored in double digits 11 times and 20+ points twice ... Hauled down 10 or more rebounds three times ... Had two double-doubles ... Averaged 15.0 points, 7.6 rebounds, 3.1 assists and 28.8 minutes in seven starts with the Spurs ... Scored a season-high 23 points in the regular season finale Apr. 9 at Dallas ... Netted 20 points Mar. 21 at New Orleans ... Grabbed a season-best 14 rebounds Mar. 17 vs. Memphis ... Was claimed on waivers by San Antonio and converted to a two-way contract after being waived by the Bucks on Mar. 1 ... NBA G League: Averaged 20.3 points, 10.1 rebounds, 4.1 assists, 1.1 steals and 32.5 minutes in 15 Showcase Cup and regular season contests (nine starts) with Wisconsin ... Shot .519 (124-239) from the floor ... Scored in double figures in 14 games, 20+ points eight times and 30 or more twice ... Recorded 10 double-doubles ... Set season highs with 32 points Nov. 30 at Grand Rapids and 16 rebounds Jan. 6 against College Park.

2021-22: Posted averages of 3.8 points, 2.0 rebounds and 9.9 minutes in 41 games (three starts) as a rookie with Milwaukee ... Shot .496 (57-115) from the field and career bests of .423 (22-52) from three-point range and .818 (18-22) at the free throw line ... Scored 10 or more points four times ... Grabbed 10+ rebounds twice with one double-double ...

Averaged 16.7 points, 7.3 rebounds, 2.7 assists and 35.3 minutes as a starter ... Recorded lone double-double with season highs of 28 points and 13 rebounds Apr. 10 at Cleveland ... Contributed five points, seven rebounds and three assists in 21 minutes in first career start Dec. 4 against Miami ... Scored first points in the NBA on Oct. 21 at Miami; finished with 12 points and four rebounds against the Heat ... Made NBA debut in the season opener Oct. 19 vs. Brooklyn; logged one rebound and one assist in seven minutes of action. **NBA G League:** Averaged 20.6 points, 10.5 rebounds, 3.1 assists, 1.3 blocks and 32.5 minutes in 15 regular season and Showcase Cup contests (14 starts) with Wisconsin ... Shot .547 (122-223) from the floor ... Scored in double digits in all 15 appearances ... Had 20+ points in eight games with one 30-point outing ... Had nine double-doubles ... Finished with season highs of 30 points and 21 rebounds Mar. 23 against Raptors 905.

COLLEGE CAREER: Played four seasons (2017-21) at Seton Hall ... Averaged 9.6 points, 5.7 rebounds, 1.6 assists and 24.4 minutes in 115 career games (76 starts) ... Shot .459 (402-876) from the field, .339 (101-298) from three-point distance and .663 (195-294) at the foul line ... Finished with 1,100 career points, became the 45th player in program history to eclipse 1,000 career points after only scoring 87 points as a freshman ... Named co-BIG EAST Player of the Year, along with Collin Gillespie and Jeremiah Robinson-Earl, and was a unanimous All-BIG EAST First Team selection as a senior ... Was also an Associated Press All-America Honourable Mention and a top-five finalist for the Karl Malone Award given annually to the top men's power forward in college basketball ... Averaged 17.5 points, 7.6 rebounds, 3.2 assists and 35.6 minutes in 27 games (all starts) during final season at Seton Hall ... Ranked in the top-five in the BIG EAST in both scoring and rebounding.

PERSONAL: Son of Marianna Oakley and Zurab Mamukelashvili ... Has two older brothers, David and George ... Prior to attending Montverde Academy in Montverde, Florida, attended high school in Italy and played for Angelico Bella ... Was invited to play in the European Jordan Brand Classic but unable to play due to injury ... Has represented Georgia at several international competitions, including the FIBA Olympic Qualifying Tournament 2024, FIBA Basketball World Cup 2023, FIBA Basketball World Cup 2023 European Qualifiers and FIBA EuroBasket (2022, 2025) ... Averaged 12.8 points, 6.2 rebounds, 2.0 assists and 28.7 minutes in five games during the World Cup.

CAREER HIGHS

Points	34, San Antonio vs. New York, 3/19/2025	Off. Rebounds	8, San Antonio vs. Memphis, 3/17/2023
FGM	13, San Antonio vs. New York, 3/19/2025	Def. Rebounds	12, San Antonio at Memphis, 4/9/2024
FGA	18, Milwaukee at Cleveland, 4/10/2022	Total Rebounds	16, San Antonio at Memphis, 4/9/2024
3PM	7, San Antonio vs. New York, 3/19/2025	Assists	8, Toronto vs. Atlanta, 1/3/2026
3PA	9, Toronto vs. Boston, 12/20/2025 [3X]	Steals	5, Toronto at Utah, 3/23/2026
FTM	6, Toronto at Orlando, 1/30/2026 [4X]	Blocks	3, Toronto vs. New York, 1/28/2026 [2X]
FTA	8, Toronto at Oklahoma City, 1/25/2026	Minutes	43, Milwaukee at Cleveland, 4/10/2022



SANDRO MAMUKELASHVILI

NBA STATISTICS

YEAR	TEAM	G-GS	MIN	FG-FGA	PCT	3P-3PA	PCT	FT-FTA	PCT	OFF	DEF	REB	AST	STL	TO	BLK	PTS	AVG.
21-22	MIL	41-3	407	57-115	.496	22-52	.423	18-22	.818	35	47	82	22	9	15	9	154	3.8
22-23	MIL-SAS	43-7	660	97-230	.422	30-99	.303	39-57	.684	70	115	185	62	14	35	12	263	6.1
23-24	SAS	46-5	451	73-155	.471	19-64	.297	25-34	.735	45	102	147	49	7	19	12	190	4.1
24-25	SAS	61-0	681	141-281	.502	60-161	.373	43-58	.741	62	125	187	48	22	26	17	385	6.3
25-26	TOR	80-13	1751	330-631	.523	115-296	.389	118-158	.747	108	287	395	151	64	67	41	893	11.2
Totals		271-28	3950	698-1412	.494	246-672	.366	243-329	.739	320	676	996	332	116	162	91	1885	7.0

Personal fouls / Disqualifications: 2021-22: 28/0; 2022-23: 52/0; 2023-24: 35/0; 2024-25: 60/0; 2025-26: 147/0; Totals: 322/0.

NBA G LEAGUE STATISTICS

YEAR	TEAM	G-GS	MIN	FG-FGA	PCT	3P-3PA	PCT	FT-FTA	PCT	OFF	DEF	REB	AST	STL	TO	BLK	PTS	AVG.
21-22	WIS	15-14	488	122-223	.547	31-76	.408	19-42	.452	50	108	158	47	13	35	20	309	20.6
22-23	WIS	15-9	488	124-239	.519	18-67	.269	24-36	.667	55	97	152	61	17	51	12	305	20.3
23-24	AUS	1-1	35	12-25	.480	5-13	.385	3-4	.750	7	16	23	4	0	2	1	34	34.0
Totals		31-24	1011	258-487	.530	54-156	.346	46-82	.561	112	221	333	112	30	88	33	648	20.9

Personal fouls / Disqualifications: 2021-22: 30/0; 2022-23: 31/0; 2023-24: 0/0; Totals: 61/0.

NCAA STATISTICS

YEAR	TEAM	G-GS	MIN	FG-FGA	PCT	3P-3PA	PCT	FT-FTA	PCT	OFF	DEF	REB	AST	STL	TO	BLK	PTS	AVG.
17-18	SHU	34-0	325	32-68	.471	8-27	.296	15-25	.600	27	36	63	16	8	14	16	87	2.6
18-19	SHU	34-34	994	107-245	.437	28-93	.301	60-98	.612	76	189	265	54	19	50	41	302	8.9
19-20	SHU	20-18	522	95-176	.540	23-53	.434	25-38	.658	41	78	119	27	10	28	12	238	11.9
20-21	SHU	27-27	961	168-387	.434	42-125	.336	95-133	.714	50	154	204	87	29	89	15	473	17.5
Totals		115-79	2802	402-876	.459	101-298	.339	195-294	.663	194	457	651	184	66	181	84	1100	9.6

Personal fouls / Disqualifications: 2017-18: 51/2; 2018-19: 89/1; 2019-20: 48/1; 2020-21: 47/0; Totals: 235/4.



#55 ALIJAH MARTIN

Position: Guard
Height: 6-2
Weight: 212 lbs.
NBA Experience: Rookie
Years with Raptors: First
Birthdate: 12/06/2001
Birthplace: Summit, Mississippi
High School: North Pike H.S.
College: Florida '25

HOW ACQUIRED: Second round draft pick (39th overall) by Toronto in 2025 NBA Draft.
CAREER TRANSACTIONS: Second round draft pick (39th overall) by Toronto in 2025 NBA Draft; **July 10, 2025:** Signed a two-way contract with Toronto.
CONTRACT STATUS: Signed a two-way contract through the 2025-26 season.

2025-26 SEASON: Averaged 2.2 points, 0.9 rebounds and 6.3 minutes in 23 games as a rookie with Toronto ... Inactive for 51 games and was a DNP eight times ... Shot .320 (16-60) from the field and .789 (15-19) at the free throw line ... Was named to the G League team in the Rising Stars showcase and participated in the NBA G League Up Next Game during All-Star weekend in Los Angeles ... Recorded season highs of nine points, eight rebounds and four steals Jan. 11 vs. Philadelphia ... Scored first NBA points Jan. 9 at Boston; contributed seven points against the Celtics ... Had one steal in four minutes in NBA debut Dec. 7 vs. Boston ... NBA G League: In 39 Tip-Off Tournament and regular season games (38 starts) with Raptors 905, averaged 18.5 points, 4.6 rebounds, 3.6 assists, 1.4 steals and 30.7 minutes ... Shot .485 (253-522) from the floor, .392 (89-227) from three-point range and .720 (77-107) at the foul line ... Was named to the All-NBA G League Third Team, All-Defensive Team and All-Rookie Team ... Scored in double figures in 38-of-39 contests ... Had 20+ points 17 times, including 30 or more twice ... Recorded two double-doubles ... Set season highs with 32 points Dec. 5 vs. Capital City, 11 rebounds Mar. 26 against Wisconsin and nine assists Feb. 7 vs. Grand Rapids ... Helped the 905 earn the number one seed in the league's Tip-Off Tournament, reach the 2025 G League Winter Showcase Final and secure a playoff berth ... In the postseason, contributed 13 points and four rebounds in 33 minutes in a first round defeat to Motor City on Mar. 31.

COLLEGE CAREER: One of just four players in NCAA Division I history to reach the Final Four with two different programs ... Averaged 14.4 points, 4.5 rebounds, 2.2 assists, 1.5 steals and 30.4 minutes in 38

games (36 starts) in lone season (2024-25) at Florida ... Shot .452 (189-418) from the field, 35 percent (79-226) from three-point range and .761 (89-117) at the free throw line ... Scored in double figures in 31 contests, including 20+ points three times ... Helped the Gators capture the national championship; made a pair of free throws with 46.5 seconds left in the title game that put Florida in front for good ... Scored 17 points in a victory over Auburn in the Final Four ... Had a season-high 32 points Nov. 22 vs. Southern Illinois ... Prior to transferring to Florida, played four seasons (2020-24) at Florida Atlantic University (FAU) ... Appeared in 124 career games (86 starts) at FAU, averaging 11.9 points, 5.0 rebounds, 1.4 assists, 1.3 steals and 25.3 minutes ... As a junior (2022-23), helped lead the Owls to a Final Four appearance in the NCAA Tournament ... Accolades at FAU included Second Team All-American Athletic Conference (2024), First Team All-Conference USA (2023), NCAA All-Tournament Team (2023), C-USA Tournament Most Outstanding Player (2023), All-C-USA Tournament Team (2023) and Third Team All-C-USA (2022) ... Became just 15th player in program history to score 1,000 career points in the Owls' Elite Eight win over Kansas State.

PERSONAL: Parents are Tina Martin and Randall Ridley ... Siblings are Alayshia and Jaylen ... Was a multi-sport athlete at North Pike H.S. in Summit, Mississippi, playing basketball and quarterback on the football team ... As a senior, earned First Team All-State recognition after averaging 25 points, nine rebounds, five assists and three steals ... Was named MVP of the Mississippi/Alabama All-Star Game.

CAREER HIGHS

Points	9, Toronto vs. Philadelphia, 1/11/2026	Off. Rebounds	3, Toronto vs. Philadelphia, 1/11/2026
FGM	3, Toronto vs. Orlando, 3/29/2026 [3X]	Def. Rebounds	5, Toronto vs. Philadelphia, 1/11/2026
FGA	11, Toronto vs. Philadelphia, 1/11/2026	Total Rebounds	8, Toronto vs. Philadelphia, 1/11/2026
3PM	1, Toronto vs. Orlando, 3/29/2026 [4X]	Assists	3, Toronto at Boston, 1/9/2026
3PA	5, Toronto at Boston, 1/9/2026	Steals	4, Toronto vs. Philadelphia, 1/11/2026
FTM	4, Toronto vs. Philadelphia, 1/12/2026	Blocks	2, Toronto vs. Philadelphia, 1/11/2026
FTA	4, Toronto vs. Philadelphia, 1/12/2026 [2X]	Minutes	30, Toronto vs. Philadelphia, 1/11/2026



ALIJAH MARTIN

NBA STATISTICS

YEAR	TEAM	G-GS	MIN	FG-FGA	PCT	3P-3PA	PCT	FT-FTA	PCT	OFF	DEF	REB	AST	STL	TO	BLK	PTS	AVG.
25-26	TOR	23-0	146	16-50	.320	4-21	.190	15-19	.789	9	12	21	12	8	8	4	51	2.2
Totals		23-0	146	16-50	.320	4-21	.190	15-19	.789	9	12	21	12	8	8	4	51	2.2

Personal fouls / Disqualifications: 2025-26: 12/0; Totals: 12/0.

NBA G LEAGUE STATISTICS

YEAR	TEAM	G-GS	MIN	FG-FGA	PCT	3P-3PA	PCT	FT-FTA	PCT	OFF	DEF	REB	AST	STL	TO	BLK	PTS	AVG.
25-26	RAP	39-38	1197	253-522	.485	89-227	.392	77-107	.720	48	133	181	141	56	96	20	723	18.5
Totals		39-38	1197	253-522	.485	89-227	.392	77-107	.720	48	133	181	141	56	96	20	723	18.5

Personal fouls / Disqualifications: 2025-26: 82/1; Totals: 82/1.

NCAA STATISTICS

YEAR	TEAM	G-GS	MIN	FG-FGA	PCT	3P-3PA	PCT	FT-FTA	PCT	OFF	DEF	REB	AST	STL	TO	BLK	PTS	AVG.
20-21	FAU	21-2	193	33-70	.471	15-43	.349	8-13	.615	16	35	51	16	9	11	3	89	4.2
21-22	FAU	33-33	962	157-343	.458	84-210	.400	61-81	.753	36	139	175	48	53	57	12	459	13.9
22-23	FAU	36-21	949	161-368	.438	73-196	.372	89-113	.788	59	130	189	52	37	62	10	484	13.4
23-24	FAU	34-30	1039	154-372	.414	70-207	.338	66-88	.750	50	151	201	55	56	48	9	444	13.1
24-25	UF	38-36	1155	189-418	.452	79-226	.350	89-117	.761	46	124	170	82	56	55	7	546	14.4
Totals		162-122	4298	694-1571	.442	321-882	.364	313-412	.760	207	579	786	253	211	233	41	2022	12.5

Personal fouls / Disqualifications: 2020-21: 21/0; 2021-22: 72/0; 2022-23: 67/0; 2023-24: 71/1; 2024-25: 54/1; Totals: 285/2.



THE PLAYERS



#2 JONATHAN MOGBO

Position: Forward

Height: 6-7

Weight: 216 lbs.

NBA Experience: 1 Year

Years with Raptors: 1

Birthdate: 10/29/2001

Birthplace: West Palm Beach, FL

High School: Forest Hill Community

College: San Francisco '24

HOW ACQUIRED: Second round draft pick (31st overall) in 2024 NBA Draft.
CAREER TRANSACTIONS: Second round draft pick (31st overall) by Toronto in 2024 NBA Draft.
CONTRACT STATUS: Signed through the 2025-26 season, with a team option the following season.

2025-26 SEASON: In 40 games with Toronto, averaged 1.5 points, 1.7 rebounds and 6.2 minutes ... Inactive for 17 games and was a DNP in 25 contests ... Shot .591 (26-44) from the floor and .643 (9-14) at the foul line ... Set season highs with eight points Mar. 22 at Phoenix and nine rebounds Jan. 21 at Sacramento ... NBA G League: Averaged 13.5 points, 7.3 rebounds, 3.1 assists, 1.8 steals, 1.3 blocks and 27.7 minutes in 26 Tip-Off Tournament and regular season games (all starts) with Raptors 905 ... Shot .613 (157-256) from the field and .645 (20-31) at the free throw line ... Scored in double figures 18 times, including 20+ points in six contests ... Recorded five double-doubles ... Scored a season-best 35 points Feb. 10 at Cleveland ... Helped the 905 earn the number one seed in the league's Tip-Off Tournament, reach the 2025 G League Winter Showcase Final and secure a playoff berth ... In the postseason, contributed four points and five rebounds in 18 minutes in a first-round defeat to Motor City on Mar. 31.

PROFESSIONAL CAREER: Averaging 4.4 points, 3.7 rebounds, 1.7 assists and 14.9 minutes in 103 career NBA games with Toronto ... Shooting .455 (182-400) from the field and .719 (69-96) at the free throw line ... Has recorded 10+ points in 13 career games, 10 or more rebounds six times and 10+ assists twice ... Owns three career double-doubles, including one triple-double ... Became the first Raptors rookie since Damon Stoudamire in 1995 to post a triple-double with 17 points, 10 rebounds and 10 assists Apr. 9, 2025 vs. Charlotte ... Averaging 7.7 points, 6.5 rebounds, 4.1 assists and 28.2 minutes in 18 games as a starter ... NBA G League: In 39 career games with Raptors 905, averaging 13.0 points, 7.4 rebounds, 3.4 assists, 1.6 steals, 1.2 blocks and 28.1 minutes.

2024-25 SEASON: Averaged 6.2 points, 4.9 rebounds, 2.3 assists and 20.4 minutes in 63 games (18 starts) as a rookie with Toronto ... Inactive 16 times and was a DNP in three games ... Shot .438 (156-356) from the field and .732 (60-82) at the free throw line ... Ranked eighth among rookies in rebounds per game, 10th in assists and ninth in steals (0.83) ... Scored in double figures 13 times ... Recorded 10 or more rebounds in six games and 10+ assists twice ... Posted three double-doubles, including one triple-double ... Averaged 7.7 points, 6.5 rebounds, 4.1 assists and 28.2 minutes as a starter ... Led the team in scoring twice, rebounds seven times and assists in six contests ... In seven games (five starts) in April, averaged 10.4 points, 8.6 rebounds, 6.3 assists and 32.7 minutes; led the team in assists four times and had three double-doubles in the final month ... Finished with nine points, a season-best 14 rebounds and a season high-tying 10 assists in the regular season finale Apr.

13 at San Antonio ... Recorded first career triple-double with a season high-tying 17 points, 10 rebounds and a season-best 10 assists Apr. 9 vs. Charlotte; became the first Raptors rookie to post a triple-double since Damon Stoudamire (Nov. 21, 1995) ... Matched a season high with 17 points and collected 11 rebounds for first career double-double Apr. 6 at Brooklyn ... Missed five times (Mar. 7-14) due to a nasal fracture ... Scored 10 points in three consecutive games (Feb. 5-9) ... Tallied a season-best 17 points Dec. 5 against Oklahoma City ... Made first career start Oct. 30 at Charlotte; contributed 11 points, four rebounds and two assists in 25 minutes of action against the Hornets ... Finished with seven points and one steal in 11 minutes off the bench in NBA debut Oct. 23 vs. Cleveland. **NBA G League:** In 13 Tip-Off Tournament and regular season games (all starts) with Raptors 905, averaged 12.2 points, 7.5 rebounds, 4.1 assists, 1.2 steals, 1.1 blocks and 29.0 minutes ... Shot .534 (55-103) from the floor, .429 (9-21) from beyond the arc and .774 (24-31) at the foul line ... Scored in double digits in seven games, including a season-best 24 points Jan. 31 at Memphis ... Hauled down a season-high 12 rebounds twice: Jan. 4 vs. Austin and Jan. 16 at Grand Rapids.

COLLEGE CAREER: Averaged 14.2 points, 10.1 rebounds, 3.6 assists, 1.6 steals and 28.9 minutes in 34 games (all starts) during lone season at the University of San Francisco (2023-24) ... Shot .636 (206-324) from the field ... Scored in double figures 28 times with five 20-point games ... Recorded 16 double-doubles ... Was one of just 16 players across men's Division I basketball to average a double-double ... Ranked 10th in the nation in field goal percentage (.636) - the second-highest mark in a single season in school history behind only Bill Cartwright (.667 in 1978-79) ... Was named West Coast Conference (WCC) Newcomer of the Year and All-WCC First Team ... Finalist for the Lou Henson National Player of the Year Award, given annually to the top mid-major player in Division I ... Led the conference in rebounds and steals per game, and field goal percentage ... Began collegiate career at Independence Community College (2020-21), before playing at Northeastern Oklahoma A&M College (2021-22) and Missouri State (2022-23).

PERSONAL: Became the first student-athlete from San Francisco to be drafted into the NBA since the trio of Quintin Dailey, Wallace Bryant and John Hedgewood in 1982 ... Grew up in West Palm Beach, Florida alongside childhood friend Scottie Barnes who he met in Grade 4 when they played together on the same AAU team.



CAREER HIGHS

Points	17, Toronto vs. Charlotte, 4/9/2025 (3X)	Off. Rebounds	6, Toronto at Brooklyn, 3/26/2025
FGM	8, Toronto at Brooklyn, 4/6/2025	Def. Rebounds	11, Toronto at Brooklyn, 4/6/2025
FGA	16, Toronto at Dallas, 4/11/2025 (2X)	Total Rebounds	14, Toronto at San Antonio, 4/13/2025
3PM	2, Toronto at Oklahoma City, 2/7/2025 (3X)	Assists	11, Toronto vs. Charlotte, 4/9/2025
3PA	6, Toronto at Houston, 2/9/2025	Steals	4, Toronto at San Antonio, 4/13/2025
FTM	6, Toronto at Brooklyn, 3/26/2025 (2X)	Blocks	4, Toronto at Houston, 2/9/2025
FTA	7, Toronto vs. Philadelphia, 10/25/2024	Minutes	38, Toronto at Dallas, 4/11/2025

NBA STATISTICS

YEAR	TEAM	G-GS	MIN	FG-FGA	PCT	3P-3PA	PCT	FT-FTA	PCT	OFF	DEF	REB	AST	STL	TO	BLK	PTS	AVG.
24-25	TOR	63-18	1286	156-356	.438	17-70	.243	60-82	.732	109	202	311	146	55	70	34	389	6.2
25-26	TOR	40-0	249	26-44	.591	0-1	.000	9-14	.643	19	49	68	25	11	14	8	61	1.5
Totals		103-18	1535	182-400	.455	17-71	.239	69-96	.719	128	251	379	171	66	84	42	450	4.4

Personal fouls / Disqualifications: 2024-25: 136/1; 2025-26: 26/0; Totals: 162/1.

NBA G LEAGUE STATISTICS

YEAR	TEAM	G-GS	MIN	FG-FGA	PCT	3P-3PA	PCT	FT-FTA	PCT	OFF	DEF	REB	AST	STL	TO	BLK	PTS	AVG.
24-25	RAP	13-13	377	55-103	.534	9-21	.429	24-31	.774	22	75	97	53	15	25	14	158	12.2
25-26	RAP	26-26	719	157-256	.613	4-20	.200	20-31	.645	61	129	190	81	46	53	33	350	13.5
Totals		39-39	1096	212-359	.591	13-41	.317	44-62	.710	83	204	287	134	61	78	47	508	13.0

Personal fouls / Disqualifications: 2024-25: 27/0; 2025-26: 68/0; Totals: 95/0.

NCAA STATISTICS

YEAR	TEAM	G-GS	MIN	FG-FGA	PCT	3P-3PA	PCT	FT-FTA	PCT	OFF	DEF	REB	AST	STL	TO	BLK	PTS	AVG.
20-21																		
21-22																		
22-23	Mizz.St.	30-28	733	103-175	.589	0-0	---	35-81	.432	75	134	209	43	38	50	34	241	8.0
23-24	USF	34-34	981	206-324	.636	0-2	.000	72-104	.692	113	232	345	124	54	60	28	484	14.2
Totals		64-62	1714	309-499	.619	0-2	.000	107-185	.578	188	366	554	167	92	110	62	725	11.3

Personal fouls / Disqualifications: 2022-23: 65/2; 2023-24: 89/3; Totals: 154/5.



THE PLAYERS



#2 COLLIN MURRAY-BOYLES

Position: Forward **Birthdate:** 06/10/2005
Height: 6-7 **Birthplace:** Columbia, South Carolina
Weight: 245 lbs. **High School:** Wasatch Academy
NBA Experience: Rookie **College:** South Carolina '25
Years with Raptors: First

HOW ACQUIRED: First round draft pick (ninth overall) by Toronto in 2025 NBA Draft.
CAREER TRANSACTIONS: First round draft pick (ninth overall) by Toronto in 2025 NBA Draft.
CONTRACT STATUS: Signed through the 2026-27 season, with a team option the following two seasons.

2025-26 SEASON: Averaged 8.5 points, 5.0 rebounds, 1.9 assists and 21.9 minutes in 57 games (22 starts) as a rookie with Toronto ... Inactive for 23 times and DND twice ... Shot .579 (198-342) from the field, .340 (17-50) from three-point range and .657 (71-108) at the free throw line ... Participated in the Rising Stars showcase during the NBA All-Star weekend in Los Angeles ... Ranked second among rookies in field goal percentage, fourth in blocks, eighth in steals (0.91) and 10th in rebounds ... Scored in double figures in 25 games ... Grabbed 10+ rebounds six times with four double-doubles ... Led the team on the glass in nine games, scoring and assists once and bench in points in 12 contests ... Averaged 9.1 points, 5.7 rebounds, 2.7 assists and 26.9 minutes as a starter ... Inactive Apr. 10 at New York with a neck sprain ... Sat out Mar. 29 against Orlando with lower back spasms ... Scored a season-high 20 points (7-9 FG, 6-8 FT) Apr. 1 vs. Sacramento ... Blocked a season-best five shots Mar. 23 at Utah ... Missed 11 games (Feb. 28 - Mar. 22) due to a left thumb sprain ... Sat out four games (Jan. 20-25) with a left thumb contusion ... Scored 10+ points in a season-high five straight games (Jan. 11-18); averaged 12.2 points during this stretch ... Recorded 17 points, a season high-tying 15 rebounds, three assists, three steals and three blocks Jan. 11 vs Philadelphia (OT); became the first rookie to record at least 17/15/3/3/3 in a single game since David Robinson in 1990 ... Grabbed a season-best 15 Jan. 7 at Charlotte ... Had 17 points, seven rebounds and a season-high seven assists Jan. 5 vs. Atlanta ... Missed two games (Dec. 26-28) with an illness ... Collected 12 rebounds, including a season-best nine offensive rebounds, Dec. 23 at Miami ... Sat out two games (Nov. 19-21) with a right knee MCL sprain ... Made first career start Oct. 29 vs. Houston; finished with 13 points, two assists and one rebound in 25 minutes of action ... Scored first NBA points Oct. 27 at San Antonio; tallied 19 points against the Spurs ...

Made NBA debut Oct. 26 at Dallas; contributed two rebounds in 13 minutes off the bench ... Sat out the first two games of the regular season (Oct. 22-24) due to a right forearm muscle strain.

COLLEGE CAREER: Averaged 13.8 points, 7.1 rebounds, 2.1 assists, 1.3 steals, 1.2 blocks and 27.0 minutes in 60 career games (51 starts) during two seasons (2023-25) at South Carolina ... Shot .590 (315-for-534) from the field which is second all-time in program history behind Jimmy Foster (.596 from 1981-84) ... As a sophomore, was an All-SEC Second Team selection after averaging 16.8 points, 8.3 rebounds (third in the SEC), 2.4 assists and 30.6 minutes in 32 games (all starts) ... Was the first Gamecock since Jimmy Foster in 1983-84 (18.5 ppg, 9.4 rpg) to average at least 16.0 points and 8.0 rebounds ... Led the SEC with a .586 field goal percentage (198-for-338) ... Scored in double figures 28 times, including 12 games with 20+ points ... Recorded nine double-doubles - the most by a South Carolina player since Chris Silva in 2017-18 ... Led the team in total points (538), rebounds (264), steals (47) and blocks (43) and was second in assists (77) ... Had a career-high 35 points in a victory Mar. 1 against Arkansas ... Posted averages of 10.4 points, 5.5 rebounds, 1.8 assists and 22.8 minutes in 28 contests (19 starts) to earn SEC All-Freshman Team honours his first year in Columbia.

PERSONAL: Parents are Yvonne and Sean ... Has two older brothers, Armani and James ... Spent senior year of high school at Wasatch Academy (Mt. Pleasant, Utah) where he averaged team highs of 15.0 points, 8.8 rebounds, 2.1 assists, 1.8 blocks and 1.0 steals ... Prior to Wasatch Academy, played three seasons at AC Flora in Columbia ... Led the Falcons to a 24-7 record as a junior and an appearance in the state title game ... Was named the 4A Player of the Year in South Carolina in 2022.



CAREER HIGHS

Points	20, Toronto vs. Sacramento, 4/1/2026	Off. Rebounds	9, Toronto at Miami, 12/23/2025
FGM	8, Toronto vs. Chicago, 2/5/2026 [2X]	Def. Rebounds	9, Toronto at Charlotte, 1/7/2026
FGA	14, Toronto vs. Memphis, 11/2/2025	Total Rebounds	15, Toronto vs. Philadelphia, 1/11/2026 [2X]
3PM	3, Toronto vs. Houston, 10/29/2025 [2X]	Assists	7, Toronto vs. Atlanta, 1/5/2026
3PA	5, Toronto at San Antonio, 10/27/2025	Steals	3, Toronto at Orlando, 1/30/2026 [7X]
FTM	6, Toronto vs. Sacramento, 4/1/2026	Blocks	5, Toronto at Utah, 3/23/2026
FTA	8, Toronto at Memphis, 4/3/2026 (twice)	Minutes	42, Toronto vs. Philadelphia, 1/11/2026

NBA STATISTICS

YEAR	TEAM	G-GS	MIN	FG-FGA	PCT	3P-3PA	PCT	FT-FTA	PCT	OFF	DEF	REB	AST	STL	TO	BLK	PTS	AVG.
25-26	TOR	57-22	1246	198-342	.579	17-50	.340	71-108	.657	133	152	285	106	52	59	53	484	8.5
Totals		57-22	1246	198-342	.579	17-50	.340	71-108	.657	133	152	285	106	52	59	53	484	8.5

Personal fouls / Disqualifications: 2024-25: 136/1; 2025-26: 26/0; Totals: 162/1.

NCAA STATISTICS

YEAR	TEAM	G-GS	MIN	FG-FGA	PCT	3P-3PA	PCT	FT-FTA	PCT	OFF	DEF	REB	AST	STL	TO	BLK	PTS	AVG.
23-24	SC	28-19	637	117-196	.597	0-5	.000	58-87	.667	66	93	159	49	29	34	28	292	10.4
24-25	SC	32-32	980	198-338	.586	9-34	.265	133-188	.707	71	193	264	77	47	78	43	538	16.8
Totals		60-51	1617	315-534	.590	9-39	.231	191-275	.695	137	286	423	126	76	112	71	830	13.8

Personal fouls / Disqualifications: 2023-24: 66/1; 2024-25: 82/6; Totals: 148/7.



#19 JAKOB POELTL

Position: Centre **Birthdate:** 10/15/1995
Height: 7-0 **Birthplace:** Vienna, Austria
Weight: 253 lbs. **High School:** N/A
NBA Experience: 9 years **College:** Utah '16
Years with Raptors: 5 years

HOW ACQUIRED: Traded by San Antonio for Khem Birch, a protected 2024 first round draft pick and second round draft picks in 2023 and 2025 on February 9, 2023.
CAREER TRANSACTIONS: First round draft pick (ninth overall) by Toronto in 2016 NBA Draft; **July 18, 2018:** Traded by Toronto along with DeMar DeRozan and a 2019 first round draft pick to San Antonio for Danny Green, Kawhi Leonard and cash considerations; **November 24, 2020:** Signed a multi-year contract with San Antonio; **February 9, 2023:** Traded by San Antonio to Toronto for Khem Birch, a protected 2024 first round draft pick and second round draft picks in 2023 and 2025; **July 6, 2023:** Signed a multi-year contract with Toronto. **July 8, 2025:** Signed a multi-year contract extension with Toronto.
CONTRACT STATUS: Signed through the 2029-30 season.

2025-26 SEASON: Averaged 10.7 points, 7.0 rebounds, 2.0 assists and 25.0 minutes in 46 contests (44 starts) with Toronto ... Inactive for 34 games and DND twice ... Shot a career-best 70 percent (217-310) from the field and .602 (59-98) at the free throw line ... Scored 10+ points in 24 games, including 20 or more four times ... Hauled down 10+ rebounds in nine contests ... Recorded seven double-doubles ... Led the team in scoring twice and rebounds in 16 games ... Missed two games with low back tightness (Oct. 29-31), 23 games with a low back strain (Dec. 23 - Feb. 5), nine for low back injury management and one for return to competition reconditioning ... Finished with a season and team-high 23 points and 11 rebounds Mar. 20 at Denver ... Contributed 21 points and a season-best 18 rebounds Mar. 15 vs. Detroit ... Inactive Mar. 10 at Houston with an illness ... Matched a career high with nine assists Nov. 29 at Charlotte (OT) ... Scored in double figures in six straight games (Nov. 7-19), averaged 16.3 points during this stretch ... Had a team high-tying 22 points Nov. 15 at Indiana.

PROFESSIONAL CAREER: Averaging 9.1 points, 7.0 rebounds, 1.8 assists, 1.2 blocks and 22.6 minutes in 641 career NBA games with Toronto and San Antonio ... Shooting .636 (2565-4033) from the field and .559 (671-1200) at the free throw line ... Has shot better than 60 percent from the floor in nine straight seasons (2017-26) ... Has scored 20+ points in 39 games, including 30 or more four times ... Has grabbed 10+ rebounds in 166 contests and owns 121 career double-doubles ... In 385 career starts, averaging 11.5 points, 8.6 rebounds, 2.4 assists and 27.2 minutes ... Ranks ninth on the Raptors' all-time double-dou-

bles list (62) and 10th in both rebounds (2094) and blocks (333) ... Departed San Antonio ranked eighth in franchise history with 456 career blocks ... Play-offs: Averaging 5.0 points, 4.6 rebounds and 15.6 minutes in 22 career postseason contests (seven starts) ... Shooting .577 (45-78) from the floor ... Has scored 10+ points three times in the playoffs ... NBA G League: Appeared in two games with Raptors 905 during the 2016-17 campaign, averaged 16.0 points, 13.0 rebounds, 3.0 blocks and 33.5 minutes ... Prior to attending Utah, played in Austria with Arkadia Traiskirchen during the 2013-14 season ... Averaged 12.7 points, 7.7 rebounds and 26.3 minutes in 23 contests ... Scored in double figures 16 times, including 20 or more points in three games.

2024-25 SEASON: Averaged career highs of 14.5 points, 9.6 rebounds, 2.8 assists, 1.16 steals and 29.6 minutes, along with 1.25 blocks, in 57 games (56 starts) with Toronto ... Inactive for 16 games and DND nine times ... Shot .627 (363-579) from the field (fifth in the NBA) and a career-best .674 (97-144) at the foul line ... Scored in double figures in 43 games, 20+ points 12 times and 30 or more twice ... Hauled down 10+ rebounds in 29 contests ... Recorded 23 double-doubles ... Led the team in scoring seven times, rebounds in 34 games and assists on three occasions ... Missed the last four games of the regular season (Apr. 6-13) due to a MCP joint contusion on his right hand ... Sat out eight games (Feb. 2-25) with a right hip pointer ... Scored 5,000th career point Jan. 13 vs. Golden State; became the 18th player to reach this mark in a Raptors uniform ... Missed four games (Dec. 19-26) with a bilateral groin strain ...



JAKOB POELTL

Inactive Dec. 5 against Oklahoma City due to illness ... Recorded a double-double in a career-high five straight games (Nov. 15-24), averaged 23.4 points and 15.2 rebounds during this span ... Finished with 12 points and a career high-tying 19 rebounds Nov. 24 at Cleveland ... Scored a career-high 35 points (16-19 FG, 3-4 FT) Nov. 16 at Boston (OT) and followed up with 30 points two nights later against Indiana ... Collected 115 rebounds in the first 10 games of the season, tying Reggie Evans (2010-11) for third most in Raptors history, behind only Chris Bosh who opened the 2006-07 season with 127 rebounds in the first 10 games and had 116 rebounds to begin the 2009-10 campaign ... Recorded 16 points and a career-best 19 rebounds Oct. 28 vs. Denver.

2023-24: Posted averages of 11.1 points, 8.6 rebounds, 2.5 assists, 1.5 blocks and 26.4 minutes in 50 games (all starts) with Toronto ... Inactive for 32 games ... Shot .656 (248-378) from the floor ... Scored 10+ points 32 times ... Collected 10 or more rebounds in 22 games ... Recorded 20 double-doubles ... Missed the final 21 games of the regular season (Mar. 5 - Apr. 14) after undergoing surgery to repair a torn ligament in the fifth finger on his left hand; sustained the injury late in the first half Mar. 3 vs. Charlotte ... Matched a season high with 14 rebounds Mar. 1 vs. Golden State ... Scored a season high-tying 19 points Feb. 14 vs. Indiana ... Blocked a career high-tying six shots against Houston on Feb. 9 ... Equaled a season best with 19 points Feb. 4 at Oklahoma City ... Missed 11 games (Jan. 9-30) due to a left ankle sprain ... Blocked multiple shots in five straight games (Dec. 29 - Jan. 5); totaled 16 rejections during this stretch ... Hauled down a season-high 14 rebounds Dec. 30 at Detroit ... Scored season-best 19 points Dec. 22 at Philadelphia ... Shot 60 percent (or better) from the field in a franchise record 12 consecutive games (Nov. 11 - Dec. 1) ... Played 500th career NBA game Nov. 17 against Boston ... Recorded a career-high four steals twice: Feb. 28 vs. Dallas and Nov. 15 vs. Milwaukee ... Made first opening night start as a Raptor against Minnesota on Oct. 25; finished with seven points and 11 rebounds in 24 minutes of action.

2022-23: Averaged 12.5 points, 9.1 rebounds (18th in the NBA), 2.7 assists, 1.2 blocks and 26.5 minutes in 72 games (career-high 71 starts) with San Antonio and Toronto ... Ranked ninth in the NBA with a .629 (389-618) field goal percentage ... Scored in double figures in 48 games, 20+ points 11 times and 30 or more twice ... Grabbed 10+ rebounds in 30 games ... Posted 19 double-doubles ... In 26 contests (25 starts) with the Raptors, averaged 13.1 points, 9.1 rebounds and 27.2 minutes ... Scored 10+ points in six consecutive games (Mar. 10-22), averaging 17.0 points ... Finished with 21 points and a then career-high 18 rebounds Feb. 23 vs. New Orleans ... Scored a team-high 30 points (15-17 FG) and matched a career best with six blocks Feb. 14 vs. Orlando; became the first player in franchise history to score 30+ points without attempting a three-pointer or free throw ... Acquired by Toronto from San Antonio on Feb. 9 in exchange for Khem Birch, a protected 2024 first round draft pick and second round draft picks in 2023 and 2025 ... Averaged 12.1 points, 9.0 rebounds and 26.1 minutes in 46 starts with the Spurs ... Scored

a then career-high 31 points (14-17 FG, 3-5 FT) and collected 14 rebounds Nov. 15 at Portland ... Dished out a career-best nine assists Nov. 7 vs. Denver ... Scored in double digits in six straight games to open the season (Oct. 19-28), averaging 15.8 points during this stretch.

2021-22: In 68 games (67 starts) with San Antonio, averaged 13.5 points, 9.3 rebounds (T-16 in NBA), 2.8 assists and 29.0 minutes ... Shot .618 (410-663) from the field (sixth in the NBA) ... Scored in double digits in 51 games and 20+ points in nine contests ... Hauled down 10 or more rebounds 34 times ... Posted a single season career-high 28 double-doubles ... Blocked 118 shots; his second straight season with 100+ rejections ... Ranked fifth in the NBA in blocks per game (1.74) ... Matched a season high with 17 rebounds Apr. 7 at Minnesota ... Blocked a career-best six shots Mar. 23 at Portland ... Scored 10+ points in a career-long 11 straight games (Feb. 14 - Mar. 16), averaged 16.7 points during this stretch ... Had a season-high 28 points Feb. 25 at Washington ... Recorded a season-best 17 rebounds Feb. 16 at Oklahoma City.

2020-21: Posted averages of 8.6 points, 7.9 rebounds, 1.9 assists, a career-best 1.78 blocks (fifth in the NBA) and 26.7 minutes in 69 games (51 starts) with San Antonio ... Shot .616 (265-430) from the floor (seventh in the NBA) ... Scored 10 or more points 25 times and 20+ twice ... Grabbed double-digit rebounds in 21 games ... Recorded 15 double-doubles after totaling nine in first four seasons combined ... Averaged 9.8 points, 8.5 rebounds and 29.2 minutes as a starter ... Had four straight double-doubles (Mar. 29 - Apr. 3), averaging 14.3 points and 12.0 rebounds ... Tied a season best with 20 points Mar. 27 vs. Chicago ... Finished with season highs of 20 points and 16 rebounds Mar. 17 at Chicago.

2019-20: In 66 games with San Antonio (18 starts), averaged 5.6 points, 5.7 rebounds, 1.8 assists, 1.44 blocks (12th in the NBA) and 17.7 minutes ... Shot .624 (166-266) from the field ... Scored in double figures nine times ... Hauled down 10+ rebounds in 10 games with four double-doubles ... Blocked three or more shots 15 times ... Averaged 7.4 points, 7.9 rebounds and 25.3 minutes as a starter ... Scored 10+ points in three of the final four regular season games (Aug. 7-13) in the Orlando bubble, including a season-high 19 points Aug. 7 vs. Utah ... Corralled a season-best 15 rebounds Dec. 3 vs. Houston.

2018-19: Averaged 5.5 points, 5.3 rebounds, 1.2 assists and 16.5 minutes in 77 games with San Antonio ... Set a single season Spurs record with a .645 (187-290) field goal percentage ... Scored 10+ points in 11 games, including a season-best 20 points Dec. 4 at Utah ... Grabbed 10 or more rebounds six times ... In 24 starts, averaged 7.8 points, 7.0 rebounds and 23.8 minutes ... Blocked five shots in back-to-back contests (Mar. 15-16); joining David Robinson, Tim Duncan and Antoine Carr as the only Spurs to record five-plus blocks in consecutive games over the last 35 years ... Earned lone double-double with 11 points and a season-best 14 rebounds Feb. 27 against Detroit ...



Scored in double figures in consecutive games (Nov. 26-28), averaging 12.0 points. **Playoffs:** Started all seven games against Denver in the first round, averaged 7.3 points, 7.7 rebounds, 1.7 assists and 25.3 minutes ... Shot .639 (23-36) from the field ... Scored 10+ points twice, including a postseason career-high 12 points in Game 5 on Apr. 23.

2017-18: Averaged 6.9 points, 4.8 rebounds, 1.22 blocks (T-17th in the NBA) and 18.6 minutes in 82 games with Toronto ... Was the only Raptor to appear in all 82 contests ... Shot a career-best .659 (253-384) from the floor ... Scored in double digits in 20 games ... Collected 10+ rebounds five times and posted four double-doubles ... Had multiple blocks in 30 games, including season-high five Jan. 26 vs. Utah ... Blocked at least one shot in 13 straight games (Feb. 2 - Mar. 6) ... Made first career three-pointer Dec. 10 at Sacramento ... Scored a season-high 18 points Dec. 1 vs. Indiana ... Scored in double figures in three straight games (Oct. 21-25), averaging 12.0 points during this span ... Finished with 12 points and a season-best 14 rebounds Oct. 25 at Golden State; had a career-high 11 offensive rebounds, one shy of the franchise record, against the Warriors ... Recorded first career double-double with 10 points and 12 rebounds Oct. 23 at San Antonio. **Playoffs:** Helped the Raptors reach the Eastern Conference Semifinals ... Averaged 5.4 points, 4.0 rebounds and 15.6 minutes in nine contests ... Contributed 10 points and seven rebounds in Game 4 against Washington on Apr. 22.

2016-17: Averaged 3.1 points, 3.1 rebounds and 11.6 minutes in 54 games as a rookie with Toronto ... Shot .583 (67-115) from the field ... Was a DNP-CD in 28 games ... Blocked multiple shots in five appearances ... In four starts, averaged 4.8 points, 2.8 rebounds and 18.7 minutes ... Scored a season-high 12 points three times: Apr. 2 vs. Philadelphia, Mar. 27 vs. Orlando and Mar. 19 vs. Indiana ... Tied a season best with nine boards Mar. 11 at Miami ... Grabbed a team and season-high nine rebounds Jan. 3 at San Antonio ... Made first career start Nov. 6 vs. Sacramento; recorded six points and four rebounds in 18 minutes of action ... Tallied two points and two rebounds in 13 minutes in NBA debut Oct. 26 vs. Detroit. **Playoffs:** Helped the Raptors reach the Eastern Conference Semifinals ... Appeared in six games, totaling 10

points and 12 rebounds in 26 minutes ... Recorded four points and a team high-tying seven rebounds in Game 3 at Milwaukee on Apr. 20 ... NBA G League: Averaged 16.0 points, 13.0 rebounds, 3.0 blocks and 33.5 minutes in two games with Raptors 905 ... Shot 56 percent (14-25) from the floor ... Finished with 11 points, 11 rebounds and five blocks Mar. 13 vs. Austin ... Recorded 21 points and 15 boards in 35 minutes in 905 debut Nov. 26 vs. Maine.

COLLEGE CAREER: Played two seasons at Utah (2014-16) ... Averaged 13.3 points, 8.0 rebounds and 26.9 minutes in 70 career games (all starts) ... Shot .658 (356-541) from the floor ... Scored in double figures 42 times with 13 games of 20 or more points ... Recorded 19 career double-doubles ... As a sophomore, averaged 17.2 points (second in the Pac-12), 9.1 rebounds (fourth in the conference), 1.6 blocks (eighth in the Pac-12) and 30.4 minutes in 36 contests ... Led the Pac-12 for a second straight season with a .646 (228-353) field goal percentage (seventh in the nation) ... Named the Pac-12 Player of the Year ... Was an Associated Press second-team All-American and the recipient of the Kareem Abdul-Jabbar Award for the nation's top centre ... Became the first Ute to notch 600-plus points in a single season since Andrew Bogut (2004-05) ... As a freshman, averaged 9.1 points, 6.8 rebounds, 1.9 blocks (third in the conference) and 23.3 minutes in 34 games ... Led the Pac-12, and ranked fourth in the nation, with a .681 (128-188) field goal percentage ... Earned Pac-12 All-Freshman Team honours and was a semifinalist for the Kareem Abdul-Jabbar Award ... Set a Utah freshman record with 63 blocks.

PERSONAL: YAH-cub PUHR-tuhl ... Son of Rainer and Martina ... Both parents were members of the Austrian national volleyball teams ... Became the first Austrian player in NBA history when he was picked ninth overall by Toronto in the 2016 NBA Draft ... Has been a longstanding member of the Austrian National Senior Men's Team; participated in the FIBA Basketball World Cup 2027 European Pre-Qualifiers (2025), FIBA EuroBasket 2025 Pre-Qualifiers (2023), FIBA Basketball World Cup 2019 European Qualifiers and FIBA Basketball World Cup 2019 European Pre-Qualifiers (2017) ... Has also played for Austria at the 2012 and 2013 U18 European Championship (Division B).

CAREER HIGHS

Points	35, Toronto at Boston, 11/16/2024	Off. Rebounds	11, Toronto at Golden State, 10/25/2017
FGM	16, Toronto at Boston, 11/16/2024	Def. Rebounds	14, San Antonio at Minnesota, 4/7/2022
FGA	20, Toronto vs. Detroit, 11/15/2024	Total Rebounds	19, Toronto at Cleveland, 11/24/2024 (2X)
3PM	1, Toronto at Portland, 3/16/2025 (3X)	Assists	9, Toronto at Charlotte, 11/29/2025 (2X)
3PA	1, Toronto at Portland, 3/16/2025 (7X)	Steals	4, Toronto vs. Dallas, 2/28/2024 (2X)
FTM	13, San Antonio at Indiana, 10/21/2022	Blocks	6, Toronto vs. Houston, 2/9/2024 (3X)
FTA	21, San Antonio at Indiana, 10/21/2022	Minutes	44, San Antonio vs. Atlanta, 4/1/2021

PLAYOFF CAREER HIGHS

Points	12, San Antonio at Denver, 04/23/2019	Off. Rebounds	5, San Antonio vs Denver, 04/25/2019 (2X)
FGM	6, San Antonio at Denver, 04/23/2019	Def. Rebounds	6, San Antonio at Denver, 04/27/2019
FGA	7, San Antonio at Denver, 04/23/2019	Total Rebounds	9, San Antonio vs Denver, 04/25/2019 (2X)
3PM		Assists	4, San Antonio at Denver, 04/23/2019
3PA	1, San Antonio at Denver, 04/13/2019 (2X)	Steals	1, San Antonio vs Denver, 04/18/2019 (6X)
FTM	4, Toronto vs Cleveland, 05/01/2018	Blocks	2, San Antonio at Denver, 04/16/2019 (2X)
FTA	6, Toronto vs Washington, 04/25/2018	Minutes	31, San Antonio vs Denver, 04/18/2019



NBA STATISTICS

YEAR	TEAM	G-GS	MIN	FG-FGA	PCT	3P-3PA	PCT	FT-FTA	PCT	OFF	DEF	REB	AST	STL	TO	BLK	PTS	AVG.
16-17	TOR	54-4	626	67-115	.583	0-0	---	31-57	.544	78	87	165	12	17	29	20	165	3.1
17-18	TOR	82-0	1524	253-384	.659	1-2	.500	60-101	.594	165	228	393	57	39	85	100	567	6.9
18-19	SAS	77-24	1273	187-290	.645	0-0	---	49-92	.533	178	232	410	93	29	48	68	423	5.5
19-20	SAS	66-18	1171	166-266	.624	0-0	---	40-86	.465	131	244	375	116	37	54	95	372	5.6
20-21	SAS	69-51	1845	265-430	.616	0-0	---	63-124	.508	219	328	547	134	47	83	123	593	8.6
21-22	SAS	68-67	1970	410-663	.618	1-1	1.00	94-190	.495	262	372	634	189	45	109	118	915	13.5
22-23	SAS-TOR	72-71	1906	389-618	.629	0-1	.000	119-201	.592	236	417	653	197	66	125	86	897	12.5
23-24	TOR	50-50	1319	248-378	.656	0-0	---	59-107	.551	146	283	429	127	35	77	76	555	11.1
24-25	TOR	57-56	1686	363-579	.627	1-3	.333	97-144	.674	189	358	547	158	66	111	71	824	14.5
25-26	TOR	46-44	1149	217-310	.700	0-0	---	59-98	.602	114	209	323	93	40	57	32	493	10.7
Totals		641-385	14469	2565-4033	.636	3-7	.429	671-1200	.559	1718	2758	4476	1176	421	778	789	5804	9.1

Personal fouls / Disqualifications: 2016-17: 113/2; 2017-18: 212/1; 2018-19: 124/0; 2019-20: 126/2; 2020-21: 172/1; 2021-22: 212/2; 2022-23: 195/1; 2023-24: 149/4; 2024-25: 176/4; 2025-26: 145/2; Totals: 1624/19.

NBA PLAYOFF STATISTICS

YEAR	TEAM	G-GS	MIN	FG-FGA	PCT	3P-3PA	PCT	FT-FTA	PCT	OFF	DEF	REB	AST	STL	TO	BLK	PTS	AVG.
16-17	TOR	6-0	26	5-11	.455	0-0	---	0-2	.000	6	6	12	0	1	0	1	10	1.7
17-18	TOR	9-0	140	17-31	.548	0-1	.000	15-19	.789	15	21	36	6	3	8	4	49	5.4
18-19	SAS	7-7	177	23-36	.639	0-1	.000	5-9	.556	25	29	54	12	2	3	5	51	7.3
Totals		22-7	343	45-78	.577	0-2	.000	20-30	.667	46	56	102	18	6	11	10	110	5.0

Personal fouls / Disqualifications: 2016-17: 3/0; 2017-18: 25/1; 2018-19: 26/0; Totals: 54/1.

NBA G LEAGUE STATISTICS

YEAR	TEAM	G-GS	MIN	FG-FGA	PCT	3P-3PA	PCT	FT-FTA	PCT	OFF	DEF	REB	AST	STL	TO	BLK	PTS	AVG.
16-17	RAP	2-2	67	14-25	.560	0-1	.000	4-10	.400	9	17	26	2	2	3	6	32	16.0
Totals		2-2	67	14-25	.560	0-1	.000	4-10	.400	9	17	26	2	2	3	6	32	16.0

Personal fouls / Disqualifications: 2016-17: 8/0; Totals: 8/0.

NCAA STATISTICS

YEAR	TEAM	G-GS	MIN	FG-FGA	PCT	3P-3PA	PCT	FT-FTA	PCT	OFF	DEF	REB	AST	STL	TO	BLK	PTS	AVG.
14-15	UTAH	34-34	792	128-188	.681	0-1	.000	55-124	.444	92	138	230	23	12	55	63	311	9.1
15-16	UTAH	36-36	1093	228-353	.646	0-0	---	164-238	.689	102	225	327	70	21	74	56	620	17.2
Totals		70-70	1885	356-541	.658	0-1	.000	219-362	.605	194	363	557	93	33	129	119	931	13.3

Personal fouls / Disqualifications: 2014-15: 82/1; 2015-16: 83/2; Totals: 165/3.



#5 IMMANUEL QUICKLEY

Position: Guard
Height: 6-3
Weight: 194 lbs.
NBA Experience: 5 years
Years with Raptors: 2

Birthdate: 06/17/1999
Birthplace: Havre de Grace, MD
High School: The John Carroll School
College: Kentucky '20

HOW ACQUIRED: Traded by New York along with RJ Barrett and a 2024 second round draft pick (via Detroit) for Precious Achiuwa, OG Anunoby and Malachi Flynn on December 30, 2023.

CAREER TRANSACTIONS: First round draft pick (25th overall) by Oklahoma City in 2020 NBA Draft; **November 20, 2020:** Traded by Oklahoma City to New York in a three-team deal with Minnesota; Minnesota traded Mathias Lessort and a 2023 second round draft pick to New York; Minnesota traded James Johnson, Aleksey Pokusevski and a 2024 second round draft pick to Oklahoma City; New York traded a 2020 first round draft pick to Minnesota; and Oklahoma City traded Jaden McDaniels and Ricky Rubio to Minnesota; **December 30, 2023:** Traded by New York to Toronto along with RJ Barrett and a 2024 second round draft pick (via Detroit) for Precious Achiuwa, OG Anunoby and Malachi Flynn; **July 8, 2024:** Re-signed with Toronto as a restricted free agent to a multi-year contract.

CONTRACT STATUS: Signed through the 2028-29 season.

2025-26 SEASON: Posted averages of 16.4 points, a career-high 5.9 assists, 4.0 rebounds, 1.3 steals and 31.9 minutes in 70 games (all starts) with Toronto ... Inactive for 10 games and DND twice ... Shot .443 (401-905) from the floor, .374 (178-476) from three-point distance and .821 (170-207) at the foul line ... Made a single season career-high 178 three-pointers ... Scored in double figures in 60 games, 20+ points 20 times and 30 or more in three contests ... Had 10+ rebounds twice and 10 or more assists in seven games ... Recorded eight double-doubles ... Led the team in scoring 12 times, rebounds in five games and assists in 34 contests ... Inactive Apr. 10 at New York for right foot injury management ... Missed eight games (Mar. 23 - Apr. 5) due to right foot plantar fasciitis ... Named Eastern Conference Player of the Week for Week 14 (Jan. 19-25); captured the honour for the first time after averaging a team-high 25.3 points, 6.8 rebounds 6.8 assists, 2.0 steals and 33.9 minutes in four games ... Contributed 23 points and season-high 11 rebounds Jan. 25 at Oklahoma City ... Finished with a career high-tying 40 points (11-13 FG, 7-8 3PT, 11-11 FT) and 10 assists Jan. 20 at Golden State; matched a career best with seven threes against the Warriors ... Became just the second player in franchise history with 40 points and 10 assists in the same game, joining Vince Carter (2004) ... Sat out two games (Jan. 14-16) with back spasms ... Dished out a season-best 13 assists Jan. 9 at Boston ... Scored in double digits in 19 straight games (Nov. 4 - Dec. 15), averaged 17.8 points during this stretch ... Inactive Dec. 9 vs. New York with to an illness ... Scored 20+

points in three consecutive games (Nov. 8-13), averaged 23.7 points during this span.

PROFESSIONAL CAREER: Averaging 14.4 points, 4.1 assists, 3.5 rebounds and 26.7 minutes in 394 career NBA games (168 starts) with New York and Toronto ... Shooting .426 (1905-4477) from the field, .375 (857-2287) from three-point range and .852 (1025-1203) at the free throw line ... Shot better than 80 percent from the foul line in all six NBA seasons ... Has scored 20 or more points in 99 games, 30+ 13 times and 40 points twice ... Owns 26 career double-doubles with two triple-doubles ... Averaging 17.9 points, 5.9 assists, 4.3 rebounds and 32.3 minutes as a starter ... Was a finalist for the 2022-23 KIA NBA Sixth Man of the Year, along with winner Malcolm Brogdon and Bobby Portis ... Named to the 2020-21 All-Rookie Second Team ... Has earned Eastern Conference Player of the Week honours once ... **Playoffs:** Averaging 7.8 points, 1.5 rebounds, 1.0 assists and 19.4 minutes in 13 career postseason games ... Shooting .333 (33-99) from the floor, .271 (13-48) from beyond the arc and .815 (22-27) at the foul line ... Has scored in double figures in six career postseason contests.

2024-25 SEASON: Averaged a career-high 17.1 points, 5.8 assists, 3.5 rebounds and 27.8 minutes, in 33 games (all starts) with Toronto ... Inactive for 37 games, DND in 11 contests and NWT once ... Shot .420 (184-438) from the field .378 (85-225) from beyond the arc and .867 (111-128) at the free throw line ...



IMMANUEL QUICKLEY

Scored in double figures in 20 games and 20+ points 14 times ... Dished out 10+ assists three times ... Recorded two double-doubles ... Led the Raptors in scoring in 11 games and assists in 14 contests ... Rested in 10 of the final 19 games [Mar. 8 – Apr. 13] to end the season ... Averaged 20.4 points and 6.1 assists in nine games in March ... Scored a season-high 34 points Mar. 7 vs. Utah ... Missed eight games [Jan. 13-29] with a left hip strain and one [Feb. 5] for left hip injury management ... Posted consecutive double-doubles [Jan. 1-3]; totaled 32 points and 26 assists during this span ... Recorded 21 points and a season-best 15 assists Jan. 1 against Brooklyn; joined Jose Calderon (7) and Kyle Lowry (2) as the only players in franchise history with multiple games of 20+ points and 15+ assists ... Missed 22 games [Nov. 12 - Dec. 31] with a partial UCL tear in his left elbow; sustained the injury in the fourth quarter Nov. 10 at the LA Lakers ... Sat out eight games [Oct. 25 - Nov. 6] due to a right pelvic contusion after falling late in the first half of the season opener Oct. 23 vs. Cleveland.

2023-24: In 68 games with New York and Toronto, averaged 17.0 points, 4.9 assists, 3.8 rebounds and 29.2 minutes ... Shot .434 [388-894] from the floor, a career-best .395 [171-433] from three-point range and .853 [209-245] at the foul line ... Ranked 16th in the NBA with a 3.28 assists per turnover ratio [331-to-101] ... Scored in double digits in 57 games, 20+ points 26 times and 30 or more twice ... Posted eight double-doubles ... Recorded 10+ assists nine times [all with Toronto] ... Averaged 18.6 points, 6.8 assists, 4.8 rebounds and 33.3 minutes in 38 games [all starts] with the Raptors ... Sat out the regular season finale Apr. 14 at Miami due to a left adductor strain ... Tallied 10 or more points in 19 straight games [Feb. 14 – Apr. 12], averaged 20.8 points during this stretch ... Scored 30+ points in consecutive games played [Apr. 7-10], including a season-high 32 points Apr. 10 at Brooklyn ... Inactive Apr. 9 vs. Indiana [rest] ... Contributed 25 points, a season-best 11 rebounds and nine assists Apr. 5 at Milwaukee; set career highs in free throws made [14] and attempted [15] against the Bucks ... Missed three games [Mar. 25-31] due to return to competition reconditioning and three [Mar. 20-23] for personal reasons ... Sat out Mar. 11 vs. Denver with a left hip flexor strain ... Finished with 21 points and a career-high 18 assists Mar. 7 at Phoenix; became just the sixth player in franchise history to dish out 18+ assists in a game ... Missed three games [Jan. 26-30] with a right quad contusion ... Made Raptors debut Jan. 1 vs. Cleveland; totaled 14 points, six rebounds, three assists and two steals in 28 minutes of action ... Acquired by Toronto along with RJ Barrett and a 2024 second round draft pick from New York on Dec. 30 for Precious Achiuwa, OG Anunoby and Malachi Flynn ... Averaged 15.0 points, 2.6 rebounds, 2.5 assists and 24.0 minutes in 30 contests with the Knicks.

2022-23: In 81 games [21 starts] with New York, averaged 14.9 points, a career-high 4.2 rebounds, 3.4 assists, 1.0 steals and 28.9 minutes ... Shot a career-best .448 [419-936] from the field, 37 percent [168-454] from three-point distance and .819 [203-248] at the free throw line ... Was a finalist for the KIA NBA Sixth Man of the Year ... Scored in double digits in 59 games and 20+ points 20 times, including 30 or more in five outings ... Had four double-doubles ... Recorded 10+ rebounds three times and 10+ assists once ... As a starter, averaged 22.6 points, 5.4 rebounds, 5.1 assists and 38.6 minutes ... Led the Knicks in scoring in 10 games and assists 18

times ... Ended the season scoring at least 20 points in seven-of-eight games [Mar. 23 – Apr. 9], averaged 27.3 points during this stretch ... Poured in 39 points [14-26 FG, 7-13 3PT, 4-5 FT] Apr. 5 at Indiana; matched a career best with seven three-pointers ... Scored a career-high 40 points [14-18 FG, 5-7 3PT, 7-9 FT] Mar. 27 vs. Houston ... Played a career-high, and NBA season-high, 55 minutes in a double overtime victory Mar. 5 at Boston; contributed 38 points, eight rebounds and seven assists against the Celtics ... Missed lone game of season Jan. 22 at Toronto due to a sore left knee ... Scored 10 or more points in 17 consecutive games [Dec. 20 – Jan. 20]; averaged 17.9 points during this span ... Recorded 13 points and a season-best 15 assists Dec. 27 at Dallas ... Tallied 11 points and a then career-high 16 rebounds Nov. 2 vs. Atlanta ... Playoffs: Helped the Knicks reach the Eastern Conference Semifinals ... Averaged 9.0 points, 1.6 rebounds, 1.0 assists and 21.9 minutes in eight games ... Shot .348 [23-66] from the field ... Scored 10+ points four times ... Missed the final three games in the second round against Miami with a left ankle sprain ... Scored in double figures in three-of-five game versus.

2021-22: Averaged 11.3 points, 3.5 assists, 3.2 rebounds and 23.1 minutes in 78 games with New York ... Shot .392 [284-724] from the field, .346 [137-396] from beyond the arc and .881 [177-201] at the free throw line [10th in the NBA] ... Scored in double digits in 45 games, 20 or more points eight times and 30+ once ... Recorded four double-doubles and two triple-doubles ... Totaled 10+ rebounds in three games and 10+ assists three times ... Averaged 22.3 points, 6.3 assists, 4.7 rebounds and 39.0 minutes in three contests as a starter ... In the regular season finale, finished with season highs of 34 points and 12 assists, along with a season high-tying 10 rebounds, Apr. 10 vs. Toronto ... Recorded first career triple-double with 20 points, a season high-tying 10 rebounds and 10 assists Apr. 3 at Orlando; became the first Knick reserve to post a triple-double since Mark Jackson [Apr. 12, 1991 vs. Indiana] ... Finished with 21 points and a season-best 10 rebounds Mar. 6 at the LA Clippers ... Missed four games [Dec. 18-25] due to Health and Safety Protocols ... Scored 24 points [7-13 FG, 7-10 3PT, 3-4 FT] and made a career-high seven threes Dec. 16 at Houston.

2020-21: Averaged 11.4 points, 2.1 rebounds, 2.0 assists and 19.4 minutes in 64 games [three starts] as a rookie with New York ... Shot .395 [229-580] from the floor, .389 [118-303] from three-point territory and a career-best .891 [155-174] at the foul line [11th in the NBA] ... Was named to the All-Rookie Second Team ... Ranked seventh among all rookies in scoring, first in free throw percentage and fifth in three-point percentage ... Scored 10 or more points 35 times and 20+ in 11 contests ... Posted averages of 14.7 points, 2.0 rebounds, 1.7 assists and 28.4 minutes as a starter ... Sat out three games [May 7-11] with a left ankle sprain ... Collected a season-best six rebounds twice: Mar. 25 vs. Washington and Feb. 1 at Chicago ... Did not play Mar. 18 vs. Orlando due to a sore right ankle ... Made first career start Mar. 15 at Brooklyn; tallied 21 points, two rebounds and two assists in 34 minutes against the Nets ... Poured in 26 points [8-21 FG, 6-13 3PT, 4-4 FT] Mar. 2 at San Antonio; tied the Knicks' then single-game rookie record for three-pointers made and set the then rookie mark for three-pointers attempted ... Had a season-high 31 points Jan. 24 at Portland ... Totaled 17 points and a season-best eight assists Jan. 17 at Boston ... Missed four games [Dec 26-31] with sore left hip ...

IMMANUEL QUICKLEY



Finished with five points (1-3 FG, 3-3 FT), one rebound, one assist and one steal in 12 minutes in NBA debut Dec. 23 at Indiana ... **Playoffs:** Averaged 5.8 points, 1.4 rebounds, 1.0 assists and 15.4 minutes in five games against Atlanta in the first round.

COLLEGE CAREER: Played two seasons at Kentucky (2018-20), averaging 10.1 points, 2.9 rebounds, 1.5 assists and 25.0 minutes in 67 career games (27 starts) ... Shot .403 (193-479) from the field, .397 (92-232) from beyond the arc and .895 (197-220) at the free throw line ... As a sophomore, was named SEC Player of the Year by the coaches and to the All-SEC First Team ... Helped lead the Wildcats to the SEC regular season championship after averaging a team-high 16.1 points, 4.2 rebounds, 1.9 assists and 33.0 minutes in 30 games (20 starts) ... Shot .923 (144-156) at the foul line which ranked second in school history and third nationally ... Earned SEC Player of the Week honors three times and became the first player in

Kentucky history to win the award back-to-back weeks ... Scored in double figures in 20 straight games to end the year, the longest streak by a Wildcat since Malik Monk in 2016-17 ... As a freshman, posted averages of 5.2 points, 1.8 rebounds, 1.2 assists and 18.5 minutes in 37 contests (seven starts).

PERSONAL: Mother, Nitrease, played basketball at Morgan State ... Named to USA Basketball Select Team that trained with the Men's National Team during its training camp in Las Vegas prior to the Tokyo 2021 Olympic Games ... Was a member of Team USA at the FIBA U19 Basketball World Cup in 2017 and won gold at the FIBA U17 World Championship in 2016 ... Was a two-time state champion, three-time All-State selection and McDonald's All-American at John Carroll (Bel Air, MD).

CAREER HIGHS

Points	40, Toronto at Golden State, 1/20/2026 [2X]	Off. Rebounds	4, New York at LA Clippers, 3/11/2023
FGM	15, New York at Boston, 3/5/2023	Def. Rebounds	14, New York vs. Atlanta, 11/2/2022
FGA	28, New York at Boston, 3/5/2023	Total Rebounds	16, New York vs. Atlanta, 11/2/2022
3PM	7, Toronto at Golden State, 1/20/2026 [3X]	Assists	18, Toronto at Phoenix, 3/7/2024
3PA	13, Toronto vs. Utah, 3/7/2025 [4X]	Steals	4, Toronto vs. Utah, 2/1/2026 [5X]
FTM	14, Toronto at Milwaukee, 4/5/2024	Blocks	3, New York at Sacramento, 1/22/2021
FTA	15, Toronto at Milwaukee, 4/5/2024	Minutes	55, New York at Boston, 3/5/2023

PLAYOFF CAREER HIGHS

Points	19, New York at Cleveland, 4/26/2023	Off. Rebounds	1, New York at Miami, 5/6/2023 [2X]
FGM	5, New York at Cleveland, 4/26/2023	Def. Rebounds	3, New York at Cleveland, 4/15/2023 [2X]
FGA	15, New York at Cleveland, 4/26/2023	Total Rebounds	3, New York at Cleveland, 4/15/2023 [2X]
3PM	3, New York at Cleveland, 4/26/2023	Assists	3, New York vs. Atlanta, 5/23/2021
3PA	10, New York at Cleveland, 4/26/2023	Steals	2, New York at Cleveland, 4/18/2023 [2X]
FTM	6, New York at Cleveland, 4/26/2023	Blocks	
FTA	6, New York at Cleveland, 4/26/2023 [2X]	Minutes	29, New York at Cleveland, 4/26/2023

NBA STATISTICS

YEAR	TEAM	G-GS	MIN	FG-FGA	PCT	3P-3PA	PCT	FT-FTA	PCT	OFF	DEF	REB	AST	STL	TO	BLK	PTS	AVG.
20-21	NYK	64-3	1243	229-580	.395	118-303	.389	155-174	.891	25	112	137	127	30	58	12	731	11.4
21-22	NYK	78-3	1802	284-724	.392	137-396	.346	177-201	.881	31	216	247	275	54	99	3	882	11.3
22-23	NYK	81-21	2344	419-936	.448	168-454	.370	203-248	.819	58	279	337	279	80	100	14	1209	14.9
23-24	NY-TOR	68-38	1985	388-894	.434	171-433	.395	209-245	.853	17	242	259	331	50	101	10	1156	17.0
24-25	TOR	33-33	918	184-438	.420	85-225	.378	111-128	.867	16	101	117	191	23	58	4	564	17.1
25-26	TOR	70-70	2231	401-905	.443	178-476	.374	170-207	.821	38	244	282	415	92	102	5	1150	16.4
Totals		394-168	10523	1905-4471	.426	857-2287	.375	1025-1203	.852	185	1194	1379	1618	329	518	48	5692	14.4

Personal fouls / Disqualifications: 2020-21: 114/0; 2021-22: 167/0; 2022-23: 166/0; 2023-24: 119/1; 2024-25: 61/1; 2025-26: 141/0; **Totals: 768/2.**

NBA PLAYOFF STATISTICS

YEAR	TEAM	G-GS	MIN	FG-FGA	PCT	3P-3PA	PCT	FT-FTA	PCT	OFF	DEF	REB	AST	STL	TO	BLK	PTS	AVG.
20-21	NYK	5-0	77	10-33	.303	4-11	.364	5-7	.714	0	7	7	5	3	6	0	29	5.8
22-23	NYK	8-0	175	23-66	.348	9-37	.243	17-20	.850	2	11	13	8	4	9	0	72	9.0
Totals		13-0	252	33-99	.333	13-48	.271	22-27	.815	2	18	20	13	7	15	0	101	7.8

Personal Fouls / Disqualifications: 2020-21: 8/0; 2022-23: 11/0; **Totals: 19/0.**

NCAA STATISTICS

YEAR	TEAM	G-GS	MIN	FG-FGA	PCT	3P-3PA	PCT	FT-FTA	PCT	OFF	DEF	REB	AST	STL	TO	BLK	PTS	AVG.
18-19	UK	37-7	683	55-148	.372	30-87	.345	53-64	.828	2	63	65	44	16	33	1	193	5.2
19-20	UK	30-20	989	138-331	.417	62-145	.428	144-156	.923	16	110	126	56	27	48	4	482	16.1
Totals		67-27	1672	193-479	.403	92-232	.397	197-220	.895	18	173	191	100	43	81	5	675	10.1

Personal Fouls / Disqualifications: 2018-19: 44/0; 2019-20: 70/3; **Totals: 114/3.**



THE PLAYERS



#23

JAMAL SHEARD

Position: Guard

Height: 6-0

Weight: 198 lbs.

NBA Experience: 1 Year

Years with Raptors: 1

Birthdate: 07/24/2002

Birthplace: Manor, TX

High School: Manor H.S.

College: Houston '24

HOW ACQUIRED: Draft rights traded by Sacramento along with Davion Mitchell, Sasha Vezenkov and a 2025 second round draft pick (via Portland) for Jalen McDaniels on June 28, 2024.

CAREER TRANSACTIONS: Second round draft pick (45th overall) by Sacramento in 2024 NBA Draft; **June 28, 2024:** Draft rights traded by Sacramento to Toronto along with Davion Mitchell, Sasha Vezenkov and a 2025 second round draft pick (via Portland) for Jalen McDaniels.

CONTRACT STATUS: Signed through the 2025-26 season, with a team option the following season.

2025-26 SEASON: In 82 games (12 starts) with Toronto, averaged 6.6 points, 5.4 assists, 1.4 rebounds and 22.6 minutes ... Led the Raptors in games played for the second straight season appearing in all 82 contests - became the 17th player in franchise history to play in 82 games in a season and first since Jakob Poeltl in 2017-18 ... Shot .367 (185-504) from the floor, .321 (84-262) from beyond the arc and .784 (91-116) at the free throw line ... Scored in double figures 16 times, including a career-best 22 points (7-15 FG, 2-7 3PT, 6-8 FT) in an overtime victory Jan. 11 vs. Philadelphia ... Recorded 10+ assists in eight games with two double-doubles ... Led the team in scoring once, assists 20 times and bench in scoring in eight contests ... Averaged 11.5 points, 7.5 assists, 1.8 rebounds and 32.1 minutes as a starter ... Finished with seven points and a career-high 14 assists Mar. 23 at Utah ... Scored in double digits in three straight games (Feb. 22-25), averaged 12.3 points during this stretch ... Contributed 15 points and 13 assists Jan. 16 vs. LA Clippers (OT) ... Led the team in scoring with 19 points Dec. 29 vs. Orlando ... Dished out double-digit assists in back-to-back games (Dec. 15-18); became just the second player in Raptors history with 10 or more assists in consecutive games off the bench, joining Jose Calderon in 2008 ... Set a career-best with five steals Dec. 2 against Portland ... Hauled down a career-high seven rebounds Oct. 31 at Cleveland.

PROFESSIONAL CAREER: Averaging 6.9 points, 4.8 assists, 1.6 rebounds and 21.1 minutes in 157 career NBA games with Toronto ... Shooting .386 (389-1008) from the field, .322 (156-485) from three-point range and .778 (144-185) at the free throw line ... Has scored in double digits in 38 career games with one 20-point performance ... Has dished out 10+ assists 10 times ... Owns three career doubles-doubles ... Averaging 11.0 points, 7.2 assists, 2.1 rebounds and 29.8 minutes in 23 career starts ... NBA G League: In five career games with Raptors 905, averaging 10.8 points, 10.2 assists, 2.4 rebounds, 2.0 steals and 30.7 minutes.

2024-25 SEASON: Averaged 7.1 points, 4.2 assists (third among all rookies), 1.5 rebounds and 19.6 minutes in a team-high 75 games as a rookie with Toronto ... Inactive three times, DND in two games and was

a DNP twice ... Shot .405 (204-504) from the field, .323 (72-223) from three-point range and .768 (53-69) at the foul line ... Ranked fourth among all rookies in total assists (316) and steals (58), and fourth among all reserves in the NBA in assists (240) ... His 316 assists were second most by a Raptors rookie behind only Damon Stoudamire (653) ... Scored 10+ points in 22 games ... Recorded double-digit assists twice with one double-double ... Averaged 10.4 points, 6.9 assists, 2.5 rebounds and 27.3 minutes in 11 starts ... Led the team in scoring once and assists in 17 games ... Paced the reserves in scoring in 11 contests ... Did not dress (rest) Apr. 9 against Charlotte ... Dished out a season-high 12 assists Apr. 6 at Brooklyn ... Matched a season-best 17 points Mar. 28 vs. Charlotte ... Scored in double digits in three straight games (Mar. 20-24), averaging 14.0 points ... Registered a season-high 17 points Mar. 23 against San Antonio ... Recorded 10+ points in three consecutive games (Jan. 29 - Feb. 5), averaged 13.3 during this span ... Made first career start Feb. 5 vs. Memphis; finished with 14 points, four assists and one steal in 30 minutes of action ... Sat out two games (Jan. 31 - Feb. 2) with an illness ... Missed two games (Dec. 23-26) due to a right knee contusion ... Posted first career double-double with 11 points and 10 rebounds Dec. 22 vs. Houston; became the first Raptor to have 10+ points and 10+ assists off the bench since Kyle Lowry (Jan. 18, 2013 at PHI) ... Dished out five or more assists in four straight contests (Oct. 25-30) - the longest streak by a Raptors rookie since Jose Calderon in 2005 ... Made NBA debut in the season opener Oct. 23 vs. Cleveland; tallied 10 points, four assists, one rebound, one steal and one block in 19 minutes off the bench ... Followed up two nights later with 11 points Oct. 25 against Philadelphia ... **NBA G League:** In five games (all starts) with Raptors 905 during the Tip-Off Tournament, averaged 10.8 points, 10.2 assists, 2.4 rebounds, 2.0 steals and 30.7 minutes ... Scored in double figures three times and had 10+ assists in four games ... Posted three double-doubles ... Recorded a season-high 20 points and 10 assists Dec. 8 vs. Westchester ... Contributed 11 points and a season-best 13 assists in 905 debut Nov. 22 vs. Long Island.



COLLEGE CAREER: Played four seasons at Houston (2020-24) ... Averaged 9.7 points, 5.0 assists, 2.8 rebounds, 1.6 steals and 27.5 minutes in 138 career games (108 starts) ... Finished career as the second-winningest player in Cougars history with a 120-18 record ... Departed Houston third in program history with 693 career assists ... Only player in Houston history to finish their career with 100+ wins, 1,300+ points, 600+ assists and 200+ steals ... As a senior (2023-24), averaged 12.9 points, 6.3 assists (third in the Big 12), 3.7 rebounds, 2.2 steals and 31.1 minutes in 37 games (all starts) ... Scored in double figures in 27 games and 20+ points five times ... Recorded five double-doubles ... Was named the Naismith Defensive Player of the Year ... Became the first player in Big 12 history to earn Player of the Year and Defensive Player of the Year honours in same season ... Joined Bo Outlaw as the only players in program history to win back-to-back conference Defensive Player of the Year awards.

Also earned All-Big 12 Conference First Team and Defensive Team honours ... Was one of five finalists for the Bob Cousy Award, given annually to the top point guard in Division I men's college basketball ... As a junior (2022-23), named American Athletic Conference (AAC) Defensive Player of the Year and earned All-AAC Second Team honours ... Averaged 10.5 points, 5.4 assists, 3.0 rebounds, 1.7 steals and 32.6 minutes in 37 games (all starts) ... Named to All-AAC Third Team as a sophomore (2021-22), averaging 10.5 points, 5.4 assists, 1.7 steals and 32.6 minutes ... In 26 games (two starts) as a freshman (2020-21), posted averages of 3.3 points, 1.5 assists, 1.1 rebounds and 9.9 minutes.

CAREER HIGHS

Points	22, Toronto vs. Philadelphia, 1/11/2026	Off. Rebounds	3, Toronto vs. Charlotte, 12/5/2025 (3X)
FGM	8, Toronto vs. Orlando, 12/29/2025	Def. Rebounds	6, Toronto vs. Houston, 12/22/2024
FGA	16, Toronto vs. Charlotte, 3/28/2025	Total Rebounds	7, Toronto at Cleveland, 10/31/2025
3PM	4, Toronto vs. New York, 12/9/2025	Assists	14, Toronto at Utah, 3/23/2026
3PA	11, Toronto vs. New York, 12/9/2025	Steals	5, Toronto vs. Portland, 12/2/2025
FTM	9, Toronto vs. Brooklyn, 11/23/2025	Blocks	2, Toronto vs. Chicago, 2/5/2026 (2X)
FTA	11, Toronto vs. Brooklyn, 11/23/2025	Minutes	39, Toronto vs. LA Clippers, 1/16/2026

NBA STATISTICS

YEAR	TEAM	G-GS	MIN	FG-FGA	PCT	3P-3PA	PCT	FT-FTA	PCT	OFF	DEF	REB	AST	STL	TO	BLK	PTS	AVG.
24-25	TOR	75-11	1467	204-504	405	72-223	323	53-69	.768	30	85	115	316	58	117	10	533	7.1
25-26	TOR	82-12	1852	185-504	367	84-262	262	91-116	.784	26	117	143	444	76	112	15	545	6.6
Totals		157-23	3319	389-1008	386	156-485	485	144-185	.778	56	202	258	760	134	229	25	1078	6.9

Personal fouls / Disqualifications: 2024-25: 158/0; 2025-26: 162/0; Totals: 320/0.

NBA G LEAGUE STATISTICS

YEAR	TEAM	G-GS	MIN	FG-FGA	PCT	3P-3PA	PCT	FT-FTA	PCT	OFF	DEF	REB	AST	STL	TO	BLK	PTS	AVG.
24-25	RAP	5-5	154	20-59	.339	3-16	.188	6-7	.857	3	9	12	51	10	12	1	54	10.8
Totals		5-5	154	20-59	.339	3-16	.188	6-7	.857	3	9	12	51	10	12	1	54	10.8

Personal fouls / Disqualifications: 2024-25: 5/0; Totals: 5/0.

NCAA STATISTICS

YEAR	TEAM	G-GS	MIN	FG-FGA	PCT	3P-3PA	PCT	FT-FTA	PCT	OFF	DEF	REB	AST	STL	TO	BLK	PTS	AVG.
20-21	Hou.	26-2	257	35-77	455	3-24	125	12-16	.750	3	25	28	39	21	25	5	85	3.3
21-22	Hou.	38-32	1177	140-346	405	36-121	298	65-81	.802	21	93	114	221	62	76	9	381	10.0
22-23	Hou.	37-37	1205	146-352	415	45-145	310	52-71	.732	20	91	111	200	63	76	8	389	10.5
23-24	Hou.	37-37	1150	177-433	409	43-139	309	81-104	.779	34	103	137	233	80	75	17	478	12.9
Totals		138-108	3789	498-1208	412	127-429	296	210-272	.772	78	312	390	693	226	252	39	1333	9.7

Personal fouls / Disqualifications: 2020-21: 22/0; 2021-22: 90/1; 2022-23: 80/0; 2023-24: 73/2; Totals: 265/3.



#17 GARRETT TEMPLE



Position: Guard-Forward **Birthdate:** 05/08/1986
Height: 6-5 **Birthplace:** Baton Rouge, LA
Weight: 194 lbs. **High School:** University Laboratory
NBA Experience: 15 years **College:** LSU '09
Years with Raptors: 2 years

HOW ACQUIRED: Signed as a free agent August 1, 2023.
CAREER TRANSACTIONS: **September 30, 2009:** Signed as a free agent with Houston; **October 21, 2009:** Waived by Houston; **February 8, 2010:** Signed the first of two 10-day contracts with Houston; **March 3, 2010:** Signed the first of two 10-day contracts with Sacramento; **March 12, 2010:** Waived by Sacramento; **March 13, 2010:** Signed a 10-day contract with San Antonio then signed with the Spurs for the remainder of the season; **November 11, 2010:** Waived by San Antonio; **January 25, 2011:** Signed the first of two 10-day contracts with Milwaukee; **March 7, 2011:** Signed two 10-day contracts with Charlotte then signed with the Bobcats for remainder of the season; **September 13, 2012:** Signed with Miami; **October 27, 2012:** Waived by Miami; **December 25, 2012:** Signed with Washington; **July 10, 2013:** Re-signed with Washington; **July 18, 2014:** Re-signed with Washington; **July 9, 2016:** Signed a multi-year contract with Sacramento; **July 17, 2018:** Traded by Sacramento to Memphis for Deyonta Davis, Ben McLemore, a 2021 second round draft pick and cash considerations; **February 7, 2019:** Traded by Memphis to the LA Clippers along with JaMychal Green for Avery Bradley; **July 8, 2019:** Signed with Brooklyn; **November 27, 2020:** Signed with Chicago; **August 8, 2021:** Signed a multi-year contract with Chicago as part of a sign and trade with New Orleans; **August 8, 2021:** Traded by Chicago to New Orleans along with Tomáš Satoranský, a 2024 second round pick and cash considerations for Lonzo Ball; **July 5, 2023:** Waived by New Orleans; **August 1, 2023:** Signed with Toronto; **July 6, 2024:** Re-signed with Toronto; **July 2, 2025:** Re-signed with Toronto.
CONTRACT STATUS: Signed through the 2025-26 season.

2025-26 SEASON: Appeared in 22 games with Toronto ... Totalled 17 points, nine rebounds and nine assists in 73 minutes of action ... Was a DNP in 59 contests and DND once ... Recorded five points, two assists and one rebound in eight minutes Mar. 22 at Phoenix ... Sat out Jan. 14 at Indiana with back spasms.

PROFESSIONAL CAREER: Averaged 1.9 points, 1.1 assists, 1.0 rebounds and 8.1 minutes in 28 games with Toronto ... Shot 30 percent (18-60) from the floor and .917 (11-12) at the foul line ... Was inactive four times, DND in three contests and DNP in 47 games ... Scored in double figures once ... Recorded season highs of 12 points and five rebounds Apr. 11 at Dallas ... Contributed eight points and a season-best eight assists Mar. 12 vs. Philadelphia ... Registered 600th career steal Mar. 10 against Washington ... Missed four games (Feb. 26 - Mar. 4) due to personal reasons ... Sat out three games (Nov. 6-10) with back spasms.

2024-25 SEASON: Averaged 1.9 points, 1.1 assists, 1.0 rebounds and 8.1 minutes in 28 games with Toronto ... Shot 30 percent (18-60) from the floor and .917 (11-12) at the foul line ... Was inactive four times, DND in three contests and DNP in 47 games ... Scored in double fig-

ures once ... Recorded season highs of 12 points and five rebounds Apr. 11 at Dallas ... Contributed eight points and a season-best eight assists Mar. 12 vs. Philadelphia ... Registered 600th career steal Mar. 10 against Washington ... Missed four games (Feb. 26 - Mar. 4) due to personal reasons ... Sat out three games (Nov. 6-10) with back spasms ... Finished with three points, three rebounds, three assists and two steals in a victory Nov. 18 vs. Indiana.

2023-24: Averaged 3.3 points, 1.7 rebounds, 1.0 assists and 10.7 minutes in 27 games (two starts) with Toronto ... Shot .372 (29-78) from the field, .300 (12-40) from three-point range and .818 (18-22) from the free-throw line ... Was inactive twice, DND once and DNP in 52 games ... Tallied nine points, three rebounds and a season-best seven assists in the regular season finale Apr. 14 at Miami ... Recorded season highs of 15 points and six rebounds Mar. 27 vs. New York ... Missed three games (Dec. 27-30) due to a right ankle sprain ... Made Raptors debut Nov. 1 vs. Milwaukee; finished with two points in three minutes against the Bucks.



2022-23: Averaged 2.0 points, 0.7 rebounds and 6.5 minutes in 25 games with New Orleans ... Shot 40 percent (18-45) from the field, .423 (11-26) from three-point range and made three-of-four free throw attempts (.750) ... Inactive twice and DNP in 55 contests ... Dished out 1,200th career assist Mar. 21 vs. San Antonio and made 700th career three-pointer Feb. 5 vs. Sacramento ... Appeared in 700th career NBA game Dec. 4 against Denver.

2021-22: Averaged 5.2 points, 2.4 rebounds, 1.3 assists and 18.6 minutes in 59 games (16 starts) with New Orleans ... Shot .376 (111-295) from the floor, .319 (59-185) from beyond the arc and .683 (28-41) from the free throw line ... Inactive five times and DNP in 18 games ... Scored in double figures nine times, including 20+ points once ... Averaged 8.8 points, 4.4 rebounds, 2.6 assists and 28.7 minutes as a starter ... Missed two games due to health and safety protocols (Feb. 4-6) ... Matched a career best with five steals Jan. 28 vs. Denver ... Set season highs with 22 points Dec. 26 at Oklahoma City and nine rebounds Dec. 3 at Dallas ... Missed two games due to a left ankle sprain (Oct. 29-30) ... **Playoffs:** Appeared in one game in the first round against Phoenix ... Played two minutes in Game 4 on Apr. 24.

2020-21: In 56 games (25 starts) with Chicago, averaged 7.6 points, 2.9 rebounds, 2.2 assists and 27.3 minutes ... Shot .415 (158-381) from the field, .335 (67-200) from three-point range and .800 (40-50) from the foul line ... Inactive for 14 games and a DNP twice ... Scored 10+ points 16 times, including a season-best 21 points Jan. 17 at Dallas ... Averaged 8.9 points, 2.9 rebounds, 2.4 assists and 30.8 minutes as a starter ... Missed eight games with a right hamstring strain (Mar. 31 - Apr. 12) ... Sat out six contests due to a left ankle sprain (Mar. 14-22) ... Made 600th career three-pointer and dished out a season-best seven assists Feb. 10 vs. New Orleans ... Grabbed a season-high nine rebounds Feb. 8 against Washington ... Recorded 500th career steal Jan. 22 at Charlotte.

2019-20: Averaged career highs of 10.3 points, 3.5 rebounds and 27.9 minutes, along with 2.5 assists, in 62 games (35 starts) with Brooklyn ... Shot .378 (222-587) from the floor, .329 (127-386) from three-point distance and .805 (70-87) from the free throw line ... Inactive for nine games and was a DNP once ... Scored 10+ points in a single season career-high 34 games with three 20-point outings ... Had two double-doubles ... Averaged 11.8 points, 3.8 rebounds, 2.8 assists and 31.5 minutes as a starter ... Contributed 15 points and 10 rebounds Aug. 13 against Portland ... Logged first career double-double with 15 points and a career-high 11 rebounds Feb. 22 at Charlotte ... Missed four games with a right knee contusion (Jan 10, Jan. 14-18) ... Scored a season-best 27 points Dec. 4 at Atlanta ... Matched a career high with six three-point field goals twice: Dec. 4 at Atlanta and Nov. 27 at Boston ... **Playoffs:** Averaged postseason career highs of 12.0 points, 2.8 rebounds, 2.0 assists and 34.3 minutes in four games (all starts) against Toronto in the first round ... Scored in double digits in three-of-four games, including a postseason career-high 21 points (6-13 FG, 5-11 3PT, 4-4 FT) in Game 2 on Aug. 19.

2018-19: In 75 games with Memphis (49 GP) and the LA Clippers (26 GP), averaged 7.8 points, 2.9 rebounds, 1.4 assists, 1.0 steals and 27.2 minutes ... Shot .422 (208-493) from the field, .341 (90-264) from beyond the

arc and .748 (80-107) at the foul line ... Inactive for five games, DND once and DNP in one contest ... Scored in double digits 25 times and 20+ points twice ... Made a single season career-high 55 starts, averaging 9.3 points, 3.1 rebounds, 1.5 assists and 30.6 minutes ... Traded by the Grizzlies to the LA Clippers along with JaMychal Green for Avery Bradley on Feb. 7 ... Scored 10+ points in a career-long five consecutive games (Dec. 17-26), averaged 13.0 points and shot .571 (24-42) from the floor during this stretch ... Had a season-best 30 points (10-11 FG, 5-6 3PT, 5-7 FT) Oct. 19 vs. Atlanta; became the first player in Memphis franchise history to score 30 or more points while shooting at least 90 percent from the field ... **Playoffs:** Appeared in all six games of the Clippers' first round series against Golden State ... Averaged 2.3 points, 1.2 rebounds and 10.5 minutes.

2017-18: In 65 contests (35 starts) with Sacramento, averaged 8.4 points, 2.3 rebounds, 1.9 assists and 24.8 minutes ... Shot .418 (199-476) from the field, .392 (89-227) from three-point range and .769 (60-78) at the foul line ... Inactive for eight games, DND once and was a DNP in eight contests ... Scored 10+ points 25 times, including three 20-point performances ... Averaged 8.0 points, 2.4 rebounds, 2.1 assists and 25.2 minutes as a starter ... Missed nine games with a sprained left ankle (Mar. 22 - Apr. 9) ... Sat out Jan. 28 at San Antonio with a right ankle sprain ... Scored a career-high 34 points (14-17 FG, 4-7 3PT, 2-2 FT), including 19 points in the fourth quarter, Jan. 23 at Orlando ... Collected a season-best eight rebounds Dec. 19 at Philadelphia ... Made a career-high six three-pointers Oct. 23 at Phoenix; finished with 23 points (8-13 FG, 6-8 3PT, 1-2 FT) against the Suns.

2016-17: Averaged 7.8 points, 2.8 rebounds and career highs of 2.6 assists and 1.3 steals in 26.6 minutes in 65 games (20 starts) with Sacramento ... Shot .424 (183-432) from the floor, .373 (82-220) from beyond the arc and .784 (58-74) at the free throw line ... Inactive for 11 games, DND twice and was a DNP four times ... Scored 10+ points in 20 games ... Averaged 10.0 points, 3.1 assists, 2.8 rebounds and 32.0 as a starter ... Missed 11 games due to a partial tear in left hamstring (Feb. 3 - Mar. 1) ... Hauled down a season-best nine rebounds Jan. 6 vs. LA Clippers ... Had a season-high seven assists Dec. 18 at Dallas ... Recorded 16+ points in three straight games (Dec. 12-16), averaged 17.7 points during this span ... Scored a season-best 20 points Dec. 14 at Houston.

2015-16: Played in a single season career-high 80 games with Washington, averaged 7.3 points, 2.7 rebounds, 1.8 assists and 24.4 minutes ... Shot .398 (201-505) from the field, .345 (89-258) from three-point range and .728 (91-125) at the foul line ... Was a DNP twice ... Scored in double figures 26 times, including 20+ points in a single season career-high five games ... Led the Wizards in scoring four times ... Registered a career-high five steals Jan. 13 vs. Milwaukee ... Scored 20+ points in three consecutive games (Dec. 19-23), including a season-best 23 points Dec. 21 vs. Sacramento; averaged 21.3 points during this stretch.

2014-15: Averaged 3.9 points, 1.7 rebounds, 1.1 assists and 14.1 minutes in 52 games (18 starts) with Washington ... Shot 40 percent (68-170) from the floor, .375 (33-88) from beyond the arc and .729 (35-48) at the free throw line ... Scored 10+ points eight times ...



GARRETT TEMPLE

Averaged 7.2 points, 3.3 rebounds, 2.0 assists and 26.0 minutes as a starter ... Missed 18 games (Mar. 12 – Apr. 15) due to a right hamstring strain ... Recorded 10+ points in four straight games (Oct. 30 – Nov. 5); averaged 15.8 points during this span ... Logged a season-high 43 minutes Nov. 5 vs. Indiana; finished with 16 points, seven rebounds, four assists and two steals against the Pacers ... Scored a then career-best 18 points Nov. 1 vs. Milwaukee ... **Playoffs:** Helped the Wizards reach the Eastern Conference semifinals ... Appeared in four games in the second round versus Atlanta, averaging 1.8 points, 0.8 rebounds and 6.5 minutes.

2013-14: Appeared in 75 games with Washington, averaging 1.8 points, 0.9 rebounds, 1.0 assist and 8.5 minutes ... Shot .362 (51-141) from the floor, .207 (6-29) from beyond the arc and .698 (30-43) from the foul line ... Scored a season-high 10 points Jan. 13 at Chicago and dished out a season-best six assists Jan. 8 at New Orleans ... **Playoffs:** Helped the Wizards reach the Eastern Conference semifinals ... Scored five points in nine minutes in 10 games.

2012-13: In 51 games (36 starts) with Washington, posted averages of 5.1 points, 2.4 rebounds, 2.3 assists, 1.0 steals and 22.7 minutes ... Shot .407 (105-258) from the field, .325 (26-80) from three-point range and .703 (26-37) at the free throw line ... Scored in double digits nine times ... Averaged 6.3 points, 2.8 rebounds, 2.8 assists and 28.3 minutes as a starter ... Tallied a season-best 17 points, along with five rebounds, three assists and two steals, Mar. 18 at Charlotte ... Recorded four consecutive games with 10 or more points (Mar. 13-18), averaged 12.8 points during this stretch ... Finished with a near triple-double Jan. 4 vs. Brooklyn; totaled eight points, seven rebounds and a career-high 11 assists in a career-high 47 minutes against the Nets ... **NBA G League:** Averaged 14.7 points, 5.8 assists, 4.9 rebounds and 36.0 minutes in nine games (all starts) with the Reno Bighorns ... Shot .443 (43-97) from the floor, .392 (20-51) from beyond the arc and .684 (26-38) at the foul line ... Scored in double figures in seven-of-nine games, including 20+ points three times.

2011-12: Spent the season with Novipiu Casale Monferato in Italy ... Appeared in 28 games (26 starts), averaged 9.5 points, 2.8 rebounds, 1.4 assists and 27.3 minutes ... Scored in double figures 15 times ... **2010-11:** In 24 games with San Antonio (3 GP), Milwaukee (9 GP) and Charlotte (12 GP), averaged 2.4 points, 1.3 assists, 1.0 rebound and 9.6 minutes ... Shot .294 (20-68) from the floor and scored a season-high 17 points Apr. 8 at Miami ... **NBA G League:** Averaged 14.0 points, 5.4 rebounds, 3.0 assists, 1.1 steals and 33.7 minutes in 24 games (16 starts) with the Rio Grande Valley Vipers (9 GP) and Erie BayHawks

(15 GP) ... Shot .412 (113-274) from the field, .371 (53-143) from three-point range and .737 (56-76) at the foul line ... Was named a G League All-Star ... Scored in double figures in 18-of-24 games, including 20+ points five times ... Contributed 25 points and a season-best 11 rebounds Feb. 25 at Texas ... Scored a season-high 28 points Jan. 22 vs. Fort Wayne.

2009-10: Averaged 5.0 points, 1.1 rebounds and 12.4 minutes in 27 games as a rookie with Houston (9 GP), Sacramento (5 GP) and San Antonio (13 GP) ... Shot .436 (44-101) from the floor, .351 (13-37) from beyond the arc and .700 (35-50) at the free throw line ... Averaged 11.3 points, 3.3 rebounds, 1.5 assists and 24.1 minutes in four starts with the Spurs ... Scored 10+ points in six contests ... Had a season-best 15 points in first career start Apr. 6 at Sacramento ... Logged two points and three rebounds in 14 minutes in NBA debut with the Rockets on Feb. 9 at Miami ... **Playoffs:** Helped San Antonio reach the Western Conference semifinals ... Logged four points, two rebounds, two assists and one steal in 15 minutes in six appearances ... **NBA G League:** Played in 30 games (all starts) with the Rio Grande Valley Vipers, averaging 14.9 points, 3.7 rebounds, 3.4 assists, 1.4 steals and 34.9 minutes ... Shot .426 (153-359) from the field, .376 (59-157) from three-point range and .804 (82-102) at the foul line ... Scored in double figures 25 times, including seven 20-point performances ... Was an All-NBA G League Honourable Mention.

COLLEGE CAREER: Played four seasons at Louisiana State (2005-09) after red-shirting freshman year (2004-05) ... Became the third member of the Temple family to play at LSU, joining his father Collis, Jr. (1972-75) and older brother Collis III (2000-03) ... Averaged 6.7 points, 3.7 rebounds, 3.6 assists, 1.4 steals and 33.1 minutes in 134 career games (131 starts) ... Scored in double figures in 28 career games, including a career-high 21 points Feb. 24, 2009 against Florida ... Left the program as all-time leader in games played (134), starts (131) and minutes played (4,432), fourth in assists (482) and blocks (113), and seventh in steals (191) ... As a senior (2008-09), was named to All-SEC Second Team and All-Defensive Team after averaging 7.1 points, 4.5 rebounds, 3.8 assists, 1.7 steals and 30.3 minutes in 35 games (all starts) ... Started for the Tigers as a freshman in 2006 NCAA Final Four.

PERSONAL: Parents are Collis Temple Jr. and Sondra Johnson Temple ... Father, Collis, was the first African-American to play basketball at LSU (1971-74) ... Has a younger sister, Colleen Noelle, and two older brothers, Collis III (who played at LSU from 1999-03) and Elliott ... Enjoys golfing ... Has served as a Vice-President on the NBPA Executive Committee since 2017.



CAREER HIGHS

Points	34, Sacramento at Orlando, 1/23/2018	Off. Rebounds	5, Sacramento vs. LA Clippers, 1/6/2017
FGM	14, Sacramento at Orlando, 1/23/2018	Def. Rebounds	11, Brooklyn at Charlotte, 2/22/2020
FGA	19, Brooklyn vs. Atlanta, 12/21/2019 [2X]	Total Rebounds	11, Brooklyn at Charlotte, 2/22/2020
3PM	6, Brooklyn at Atlanta, 12/4/2019 [3X]	Assists	11, Washington vs. Brooklyn, 1/4/2013
3PA	14, Brooklyn at Toronto, 12/14/2019	Steals	5, New Orleans vs. Denver, 1/28/2022 [2X]
FTM	7, Washington vs. Boston, 1/16/2016	Blocks	3, Memphis at New Orleans, 1/7/2019 [4X]
FTA	9, Charlotte at Miami, 4/8/2011	Minutes	47, Washington vs. Brooklyn, 1/4/2013

PLAYOFF CAREER HIGHS

Points	21, Brooklyn at Toronto, 8/19/2020	Off. Rebounds	1, LA Clippers vs. Golden State, 4/18/2019 [2X]
FGM	6, Brooklyn at Toronto, 8/19/2020	Def. Rebounds	4, Brooklyn vs. Toronto, 8/21/2020 [2X]
FGA	15, Brooklyn at Toronto, 8/17/2020	Total Rebounds	4, Brooklyn vs. Toronto, 8/21/2020 [2X]
3PM	5, Brooklyn at Toronto, 8/19/2020	Assists	3, Brooklyn at Toronto, 8/19/2020
3PA	11, Brooklyn at Toronto, 8/19/2020	Steals	1, Brooklyn vs. Toronto, 8/21/2020 [9X]
FTM	4, Brooklyn at Toronto, 8/19/2020	Blocks	1, Brooklyn vs. Toronto, 8/23/2020 [2X]
FTA	6, Washington vs. Atlanta, 5/9/2015	Minutes	36, Brooklyn vs. Toronto, 8/21/2020

NBA STATISTICS

YEAR TEAM	G-GS	MIN	FG-FGA	PCT	3P-3PA	PCT	FT-FTA	PCT	OFF	DEF	REB	AST	STL	TO	BLK	PTS	AVG.
09-10 HOU-SAS	27-4	334	44-101	.436	13-37	.351	35-50	.700	6	25	31	21	13	27	6	136	5.0
10-11 SAS-MIL	24-0	230	20-68	.294	10-31	.323	7-17	.412	1	22	23	32	11	23	6	57	2.4
12-13 WAS	51-36	1156	105-258	.407	26-80	.325	26-37	.703	29	94	123	115	50	61	17	262	5.1
13-14 WAS	75-0	638	51-141	.362	6-29	.207	30-43	.698	21	47	68	72	35	42	11	138	1.8
14-15 WAS	52-18	735	68-170	.400	33-88	.375	35-48	.729	24	66	90	56	42	34	9	204	3.9
15-16 WAS	80-43	1951	201-505	.398	89-258	.345	91-125	.728	36	176	212	140	69	64	18	582	7.3
16-17 SAC	65-21	1728	183-432	.424	82-220	.373	58-74	.784	32	152	184	168	84	78	28	506	7.8
17-18 SAC	65-35	1615	199-476	.418	89-227	.392	60-78	.769	22	130	152	124	57	79	27	547	8.4
18-19 MEM-LAC	75-55	2040	208-493	.422	90-264	.341	80-107	.748	28	188	216	106	76	70	30	586	7.8
19-20 BRK	62-35	1730	22-587	.378	127-386	.329	70-87	.805	29	189	218	156	49	62	29	641	10.3
20-21 CHI	56-25	1528	158-381	.415	67-200	.335	40-50	.800	29	131	160	124	43	58	30	423	7.6
21-22 NOP	59-16	1098	111-295	.376	59-185	.319	28-41	.683	29	114	143	74	43	42	23	309	5.2
22-23 NOP	25-0	162	18-45	.400	11-26	.423	3-4	.750	5	12	17	13	9	4	2	50	2.0
23-24 TOR	27-2	289	29-78	.372	12-40	.300	18-22	.818	18	27	45	28	12	14	3	88	3.3
24-25 TOR	28-0	227	18-60	.300	6-28	.214	11-12	.917	9	20	29	31	17	10	2	53	1.9
25-26 TOR	22-0	73	4-15	.267	3-12	.250	6-9	.667	1	8	9	9	4	7	2	17	0.8
Totals	793-289	15534	1639-4105	.399	723-2117	.342	598-804	.744	319	1401	1720	1269	614	675	243	4599	5.8

Personal fouls / Disqualifications: 2009-10: 42/1; 2010-11: 24/0; 2012-13: 94/1; 2013-14: 72/0; 2014-15: 76/0; 2015-16: 195/3; 2016-17: 141/0; 2017-18: 135/0; 2018-19: 204/1; 2019-20: 108/0; 2020-21: 126/1; 2021-22: 81/0; 2022-23: 15/0; 2023-24: 28/0; 2024-25: 23/0; 2025-26: 6/0; **Totals: 1370/7.**

NBA PLAYOFF STATISTICS

YEAR TEAM	G-GS	MIN	FG-FGA	PCT	3P-3PA	PCT	FT-FTA	PCT	OFF	DEF	REB	AST	STL	TO	BLK	PTS	AVG.
09-10 SAS	6-0	15	1-3	.333	1-3	.333	1-1	1.00	0	2	2	2	1	2	0	4	0.7
13-14 WAS	10-0	9	2-2	1.00	1-1	1.00	0-0	---	0	0	0	0	0	1	0	5	0.5
14-15 WAS	4-0	26	1-6	.167	0-3	.000	5-8	.625	1	2	3	1	2	3	0	7	1.8
18-19 LAC	6-0	63	3-11	.273	1-7	.143	7-10	.700	1	6	7	2	3	2	1	14	2.3
19-20 BRK	4-4	137	17-49	.347	9-36	.250	5-6	.833	0	11	11	8	3	6	1	48	12.0
21-22 NOP	1-0	2	0-0	---	0-0	---	0-0	---	0	1	1	0	0	0	0	0	0.0
Totals	31-4	252	24-71	.338	12-50	.240	18-25	.720	2	22	24	13	9	14	2	78	2.5

Personal Fouls / Disqualifications: 2009-10: 1/0; 2013-14: 5/0; 2014-15: 4/0; 2018-19: 8/0; 2019-20: 12/0; 2021-22: 0/0; **Totals: 30/0.**

NBA G LEAGUE STATISTICS

YEAR TEAM	G-GS	MIN	FG-FGA	PCT	3P-3PA	PCT	FT-FTA	PCT	OFF	DEF	REB	AST	STL	TO	BLK	PTS	AVG.
09-10 RGV	30-30	1063	153-359	.426	58-158	.367	82-102	.804	22	90	112	101	42	70	19	446	14.9
10-11 RGV-ERI	24-16	806	113-274	.412	53-143	.371	56-76	.737	32	98	130	71	26	55	13	335	14.0
12-13 RNO	9-9	324	43-97	.443	20-51	.392	26-38	.684	6	38	44	52	11	28	8	132	14.7
Totals	63-55	2193	309-730	.423	131-352	.372	164-216	.759	60	226	286	224	79	153	40	913	14.5

Personal fouls / Disqualifications: 2009-10: 89/0; 2010-11: 71/2; 2012-13: 34/2; **Totals: 194/4.**

NCAA STATISTICS

YEAR TEAM	G-GS	MIN	FG-FGA	PCT	3P-3PA	PCT	FT-FTA	PCT	OFF	DEF	REB	AST	STL	TO	BLK	PTS	AVG.
05-06 LSU	36-35	1207	65-194	.335	27-109	.248	25-37	.676	18	76	94	99	38	70	31	182	5.1
06-07 LSU	32-32	1099	91-230	.396	35-130	.269	57-70	.814	15	103	118	138	52	83	34	274	8.6
07-08 LSU	31-29	1066	61-155	.394	22-73	.301	54-69	.783	28	103	131	111	41	73	24	198	6.4
08-09 LSU	35-35	1060	76-210	.362	29-94	.309	66-82	.805	46	113	159	134	60	67	24	247	7.1
Totals	134-131	4432	293-789	.371	113-406	.278	202-258	.783	107	395	502	482	191	293	113	901	6.7

Personal fouls / Disqualifications: 2005-06: 87/1; 2006-07: 79/1; 2007-08: 91/2; 2008-09: 98/1; **Totals: 355/5.**



#14 JA'KOBÉ WALTER

Position: Guard
Height: 6-4
Weight: 204 lbs.
NBA Experience: 1 Year
Years with Raptors: 1

Birthdate: 09/04/2004
Birthplace: McKinney, TX
High School: Link Academy
College: Baylor '24

HOW ACQUIRED: First round draft pick (19th overall) in 2024 NBA Draft.
CAREER TRANSACTIONS: First round draft pick (19th overall) by Toronto in 2024 NBA Draft.
CONTRACT STATUS: Signed through the 2026-27 season, with a team option the following season.

2025-26 SEASON: In 72 games with Toronto, averaged 7.5 points, 2.6 rebounds, 1.3 assists, 1.0 steals and 20.5 minutes ... Inactive for eight games and was a DNP twice ... Shot .446 (180-404) from the floor, .409 (110-269) from beyond the arc and .789 (71-90) at the foul line ... Scored 10 or more points in 24 games, including a season-best 21 points Mar. 23 at Utah; matched a career high with six three-point field goals against the Jazz ... Led the team in scoring twice, rebounds once and bench in points in 16 contests ... Averaged 9.5 points, 3.8 rebounds, 1.6 assists and 25.7 minutes in 19 starts ... Had multiple steals in 21 games ... Scored a team-best 16 points Apr. 5 at Boston ... Grabbed a season and team-high eight rebounds Apr. 3 at Memphis ... Recorded 10+ points in four straight games (Mar. 18-23); averaged 16.5 points during this stretch ... Scored a team high-tying 19 points Jan. 9 at Boston.

PROFESSIONAL CAREER: Averaging 8.0 points, 2.8 rebounds, 1.3 assists and 20.8 minutes in 124 career NBA games with Toronto ... Shooting .425 (339-797) from the field, .385 (175-455) from three-point range and .792 (137-173) at the free throw line ... Has scored in double figures in 44 career games, including 20 or more points three times ... Owns one career double-double ... Averaging 10.9 points, 3.8 rebounds, 1.9 assists and 25.8 minutes in 37 career starts ... NBA G League: In six career games with Raptors 905, averaging 16.8 points, 4.3 rebounds, 2.7 assists and 26.0 minutes.

2024-25 SEASON: Averaged 8.6 points, 3.1 rebounds, 1.6 assists and 21.2 minutes in 52 games (18 starts) as a rookie with Toronto ... Inactive 25 times, DND once and was a DNP in four games ... Shot .405 (159-393) from the field, .349 (65-186) from three-point range and .795 (66-83) at the free throw line ... Scored in double digits in 20 games, including 20+ points twice ... Averaged 12.4 points, 3.8 rebounds, 2.2 assists and 25.9 minutes as a starter ... Led the team in scoring four times and rebounds in three games ... Sat out the final three games of the regular season (Apr. 9-13) with right hip flexor tightness ... Contributed 22 points Apr. 4 against Detroit ... Scored 10+ points in a career-high seven straight games (Mar. 4 - Apr. 1), averaged 13.8 points during this span ... Finished with 11 points and a season-best six assists Mar. 26 at Brooklyn ... Missed seven games (Mar. 8-20) due to a right hip flexor ... Inactive Dec. 26 at Memphis with an illness ... Scored a season-high 27 points (9-18 FG, 6-11 3PT, 3-4 FT) Dec. 22 vs. Houston;

became the first player in franchise history to score the team's first 14 points of a game ... Made first career start and recorded first career double-double with 14 points and a season-best 11 rebounds Nov. 27 at New Orleans; became just the sixth rookie in Raptors history to post a double-double in first career start ... Sat out six games (Nov. 9-18) after re-spraining his right AC joint in the third quarter Nov. 6 at Sacramento ... Made NBA debut Nov. 1 vs. the LA Lakers; tallied five points and six rebounds in 22 minutes of action ... Missed the first three games (Oct. 23-26) of the regular season due to a right AC joint sprain; sustained the injury during informal workouts prior to the start of training camp ... **NBA G League:** In six Tip-Off Tournament and regular season games with Raptors 905, averaged 16.8 points, 4.3 rebounds, 2.7 assists and 26.0 minutes ... Shot .472 (34-72) from the floor and .455 (15-33) from beyond the arc ... Scored 10+ points in five games and 20 or more three times ... Had season-best 23 points Jan. 19 vs. the Valley Suns.

COLLEGE CAREER: Averaged a team-high 14.5 points, 4.4 rebounds, 1.4 assists, 1.1 steals and 32.3 minutes in 35 games (all starts) during lone season at Baylor (2023-24) ... Shot .341 (75-220) from beyond the arc ... Scored in double figures in 26 games, including 20 or more points nine times ... Was named Big 12 Freshman of the Year ... Earned All-Big 12 Third Team and Big 12 All-Freshman Team honours ... Was a top-10 finalist for the Jerry West Award, given annually to the top shooting guard in men's Division I college basketball ... Led all Big 12 freshman in scoring and recorded the second-most points (508) by a Baylor freshman in school history ... Named Big 12 Player of the Week on Nov. 13, became the first Bears freshman to win the award ... Set a Baylor record for most points by a freshman in their debut with 28 points Nov. 7 against Auburn.

PERSONAL: Father, Eddie, won the 1995 NAIA Division I national championship with Birmingham-Southern College (AL) ... Was a McDonald's All-American and participated in the Nike Hoop Summit in 2023 ... Played senior season of high school (2022-23) at Link Academy (Branson, MO) where he helped the team to a 24-1 record ... As a junior, led McKinney H.S. to its first state championship game where he scored a team-high 23 points against Duncanville ... Averaged 23.3 points and 7.6 rebounds that season and was named the 5-6A offensive player of the year.



CAREER HIGHS

Points	27, Toronto vs. Houston, 12/22/2024	Off. Rebounds	4, Toronto at Memphis, 4/3/2026
FGM	9, Toronto vs. Houston, 12/22/2024	Def. Rebounds	9, Toronto at New Orleans, 11/27/2024
FGA	18, Toronto vs. Houston, 12/22/2024	Total Rebounds	11, Toronto at New Orleans, 11/27/2024
3PM	6, Toronto at Utah, 3/23/2026 (twice)	Assists	6, Toronto at Brooklyn, 3/26/2025
3PA	11, Toronto vs. Houston, 12/22/2024	Steals	3, Toronto vs. Sacramento, 4/1/2026 [10]
FTM	8, Toronto at Chicago, 3/18/2026 (twice)	Blocks	2, Toronto at New York, 11/30/2025 [2X]
FTA	10, Toronto at New York, 12/23/2024	Minutes	34, Toronto at Philadelphia, 3/30/2025

NBA STATISTICS

YEAR	TEAM	G-GS	MIN	FG-FGA	PCT	3P-3PA	PCT	FT-FTA	PCT	OFF	DEF	REB	AST	STL	TO	BLK	PTS	AVG.
24-25	TOR	52-18	1103	159-393	.405	65-186	.349	66-83	.795	59	101	160	81	43	50	10	449	8.6
25-26	TOR	72-19	1474	180-404	.446	110-269	.409	71-90	.789	56	129	185	86	73	37	14	541	7.5
Totals		124-37	2577	339-797	.425	175-455	.385	137-173	.792	115	230	345	167	116	87	24	990	8.0

Personal fouls / Disqualifications: 2024-25: 95/1; 2025-26: 162/1; Totals: 257/2.

NBA G LEAGUE STATISTICS

YEAR	TEAM	G-GS	MIN	FG-FGA	PCT	3P-3PA	PCT	FT-FTA	PCT	OFF	DEF	REB	AST	STL	TO	BLK	PTS	AVG.
24-25	RAP	6-6	156	34-72	.472	15-33	.455	11-16	.688	8	18	26	16	6	10	1	101	16.8
Totals		6-6	156	34-72	.472	15-33	.455	11-16	.688	8	18	26	16	6	10	1	101	16.8

Personal fouls / Disqualifications: 2024-25: 9/0; Totals: 9/0.

NCAA STATISTICS

YEAR	TEAM	G-GS	MIN	FG-FGA	PCT	3P-3PA	PCT	FT-FTA	PCT	OFF	DEF	REB	AST	STL	TO	BLK	PTS	AVG.
23-24	Baylor	35-35	1131	144-383	.376	75-220	.341	145-183	.792	47	108	155	50	37	47	8	508	14.5
Totals		35-35	1131	144-383	.376	75-220	.341	145-183	.792	47	108	155	50	37	47	8	508	14.5

Personal fouls / Disqualifications: 2023-24: 72/1; Totals: 72/1.

**RAPTORS
SEASON REVIEW**

OVERALL STATISTICS



PLAYER	G-GS	MIN	FG-FGA	PCT	3FG-FGA	PCT	FT-FTA	PCT	OFF	DEF	TOT	AST	PF-DQ	STL	TO	BLK	PTS	AVG
Ingram, B	77-77	2604	614-1288	47.7	135-353	38.2	292-356	82.0	63	367	430	284	148-0	58	187	55	1655	21.5
Barrett, R	57-57	1726	401-816	49.1	96-283	33.9	200-279	71.7	55	245	300	189	147-0	42	99	19	1098	19.3
Barnes, S	80-80	2681	569-1123	50.7	68-224	30.4	242-297	81.5	149	451	600	474	211-1	114	210	116	1448	18.1
Quickley, I	70-70	2231	401-905	44.3	178-476	37.4	170-207	82.1	38	244	282	415	141-0	92	102	5	1150	16.4
Mamukelashvili, S	80-13	1751	330-631	52.3	115-296	38.9	118-158	74.7	108	287	395	151	147-0	64	67	41	893	11.2
Poeltl, J	46-44	1149	217-310	70.0	0-0	0.0	59-98	60.2	114	209	323	93	145-2	40	57	32	493	10.7
Murray-Boyles, C	57-22	1246	198-342	57.9	17-50	34.0	71-108	65.7	133	152	285	106	147-0	52	59	53	484	8.5
Walter, J	72-19	1474	180-404	44.6	110-269	40.9	71-90	78.9	56	129	185	86	162-1	73	37	14	541	7.5
Shead, J	82-12	1852	185-504	36.7	84-262	32.1	91-116	78.4	26	117	143	444	162-0	76	112	15	545	6.6
Dick, G	76-1	1067	161-384	41.9	56-186	30.1	77-88	87.5	42	105	147	51	101-0	45	43	7	455	6.0
Lawson, A	24-0	226	34-78	43.6	19-45	42.2	14-18	77.8	9	34	43	7	27-0	12	6	4	101	4.2
Battle, J	61-2	517	74-145	51.0	35-85	41.2	9-14	64.3	20	69	89	24	42-0	7	19	3	192	3.1
Martin, A	23-0	146	16-50	32.0	4-21	19.0	15-19	78.9	9	12	21	12	12-0	8	8	4	51	2.2
Jackson-Davis, T	17-0	85	11-22	50.0	0-0	0.0	9-22	40.9	19	14	33	7	5-0	4	4	5	31	1.8
Mogbo, J	40-0	249	26-44	59.1	0-1	0.0	9-14	64.3	19	49	68	25	26-0	11	14	8	61	1.5
Temple, G	22-0	73	4-15	26.7	3-12	25.0	6-9	66.7	1	8	9	9	6-0	4	7	2	17	0.8
Hepburn, C	2-0	13	0-6	0.0	0-5	0.0	0-0	0.0	0	1	1	2	2-0	1	1	0	0	0.0
RAPTORS	82	19780	3495-7250	48.2	932-2633	35.4	1478-1922	76.9	895	2557	4171	2417	1710-4	722	1121	395	9400	114.6
OPPONENTS	82	19780	3289-7047	46.7	1029-2945	34.9	1561-1968	79.3	898	2619	4245	2006	1622-8	641	1318	411	9168	111.8

SINGLE-GAME HIGHS

AVERAGE PER GAME

CAREER HIGHS

PLAYER	MIN	REB	AST	STL	TO	BLK	PTS	MIN	REB	AST	STL	TO	BLK	PTS	FG	FGA	FT	FTA	REB	AST	PTS
Ingram	41	11	7	4	5	3	38	33.8	5.6	3.7	0.75	2.4	0.71	21.5	18	31	16	20	15	13	49
Barrett	39	9	7	3	5	2	31	30.3	5.3	3.3	0.74	1.7	0.33	19.3	15	28	14	22	15	15	46
Barnes	43	25	15	4	6	6	33	33.5	7.5	5.9	1.43	2.6	1.45	18.1	15	29	14C	15	25C	15C	35
Quickley	40	11	13	4	5	1	40	31.9	4.0	5.9	1.31	1.5	0.07	16.3	15	28	14	15	16	18	40T
Mamukelashvili	37	12	8	5	4	3	24	21.9	4.9	1.9	0.80	0.8	0.51	11.2	13	18	6T	8C	16	8C	34
Poeltl	36	18	9	3	4	3	23	25.0	7.0	2.0	0.87	1.2	0.70	10.7	16	20	13	21	19	9T	35
Murray-Boyles	42	15	7	3	5	5	20	21.9	5.0	1.9	0.91	1.0	0.93	8.5	8C	14C	6C	8C	15C	7C	20C
Walter	34	8	4	3	2	2	21	20.5	2.6	1.2	1.01	0.5	0.19	7.5	9	18	8T	10	11	6	27
Shead	39	7	14	5	4	2	22	22.6	1.7	5.4	0.93	1.4	0.18	6.6	8C	16	9C	11C	7C	14C	22C
Dick	30	11	6	3	3	1	21	14.0	1.9	0.7	0.59	0.6	0.09	6.0	13	26	14	16	11C	7	32
Agbaji	36	7	3	2	3	2	15	15.5	2.3	0.7	0.40	0.5	0.26	4.3	10	25	5	6	9	8	28
Lawson	22	6	2	3	2	2	15	9.4	1.8	0.3	0.50	0.3	0.17	4.2	10	21	7	11	12	7	32
Jackson-Davis	25	12	3	2	6	2	11	9.5	2.7	0.7	0.32	0.4	0.45	3.4	9	14	6C	10C	16	5	20
Battle	23	5	3	2	2	1	20	8.5	1.5	0.4	0.11	0.3	0.05	3.1	9	19	3C	4	10	4	25
Martin	30	8	3	4	3	2	9	6.3	0.9	0.5	0.35	0.3	0.17	2.2	3C	11C	4C	4C	8C	3C	9C
Mogbo	23	9	3	3	2	2	8	6.2	1.7	0.6	0.28	0.4	0.20	1.5	8	16	6	7	14	11	17
Fultz	16	1	5	2	3	0	2	7.2	0.2	1.6	0.40	0.8	0.00	0.8	11	21	7	8	11	15	28
Temple	8	1	2	2	2	1	5	3.3	0.4	0.4	0.18	0.3	0.09	0.8	14	19	7	9	11	11	34
Bamba	4	2	0	0	0	1	0	2.9	1.0	0.0	0.00	0.0	0.50	0.0	12	17	8	10	18	6	32
Hepburn	8	1	2	1	1	0	0	6.6	0.5	1.0	0.50	0.5	0.00	0.0	0	3C	0	0	1C	2C	0
RAPTORS	53	58	49	20	21	10	145	241.2	42.1	29.5	8.80	13.7	4.82	114.6	57	116	43	54	73	49C	145C
OPPONENTS	53	61	35	14	28	12	139	241.2	42.9	24.5	7.82	16.1	5.01	111.8	61	118	46	60	73	44	155

(C = SET, T = TIED THIS SEASON)



GAME-BY-GAME

Date	Opponent	Team/Opp	Home	Road	Total	High Scoring	High Rebounds	High Assists	Opponent Scoring	Atten.
Oct 22	@Atlanta	W138-118	0-0	1-0	1-0	Barrett-25 Young-22	Ingram-9	Barnes-9	Johnson-22	17,811
Oct 24	MILWAUKEE	L116-122	0-1	1-0	1-1	Ingram-29	Quickley-7	Quickley-8	G. Antetokoun-31	19,615
Oct 26	@Dallas	L129-139	0-1	1-1	1-2	Barnes-33	Barnes-11	Shead-8	Davis-25	19,232
Oct 27	@San Antonio	L103-121	0-1	1-2	1-3	Barrett-25	Barnes-3 Ingram-3 Murray-Boyles-3 Quickley-3	Quickley-7	Wembanyama-24	18,354
Oct 29	HOUSTON	L121-139	0-2	1-2	1-4	Barnes-31	Barnes-5	Quickley-7	Durant-31	17,234
Oct 31	@Cleveland	W112-101	0-2	2-2	2-4	Barrett-20 Battle-20 Ingram-20	Barnes-10	Quickley-6	Mobley-29	19,432
Nov 2	MEMPHIS	W117-104	1-2	2-2	3-4	Barrett-27	Barnes-12	Barnes-8	Jackson Jr.-20	16,746
Nov 4	MILWAUKEE	W128-100	2-2	2-2	4-4	Barnes-23 Barrett-23	Poeltl-9	Shead-8	G. Antetokoun-22	18,357
Nov 7	@Atlanta	W109- 97	2-2	3-2	5-4	Ingram-20	Barnes-10 Poeltl-10	Quickley-6	Johnson-21	16,340
Nov 8	@Philadelphia	L120-130	2-2	3-3	5-5	Barrett-22 Quickley-22	Ingram-8	Barrett-6 Quickley-6	Maxey-31	19,746
Nov 11	@Brooklyn	W119-109	2-2	4-3	6-5	Ingram-25 Porter Jr.-21	Barnes-11	Barrett-6	Claxton-21	17,233
Nov 13	@Cleveland	W126-113	2-2	5-3	7-5	Barnes-28	Barnes-10	Barnes-8	Mitchell-31	19,432
Nov 15	@Indiana	W129-111	2-2	6-3	8-5	Barrett-22 Poeltl-22	Barnes-11	Quickley-7	Siakam-30	17,274
Nov 17	CHARLOTTE	W110-108	3-2	6-3	9-5	Ingram-27	Quickley-10	Barnes-6	Knueppel-24	19,037
Nov 19	@Philadelphia	W121-112	3-2	7-3	10-5	Barrett-22 Ingram-22	Barnes-9	Quickley-6 Shead-6	Maxey-24	17,077
Nov 21	WASHINGTON	W140-110	4-2	7-3	11-5	Barrett-24 Ingram-24	Poeltl-9	Shead-10	McCollum-20	19,800
Nov 23	BROOKLYN	W119-109	5-2	7-3	12-5	Barnes-17	Barnes-7 Quickley-7	Shead-9	Martin-26	18,038
Nov 24	CLEVELAND	W110- 99	6-2	7-3	13-5	Ingram-37	Poeltl-13	Quickley-7 Shead-7	Mitchell-17	17,127
Nov 26	INDIANA	W 97- 95	7-2	7-3	14-5	Ingram-26	Barnes-10	Quickley-6	McConnell-16	18,484
Nov 29	@Charlotte	L111-118(OT)	7-2	7-4	14-6	Barnes-30	Barnes-12	Quickley-10	Bridges-35	17,060
Nov 30	@New York	L 94-116	7-2	7-5	14-7	Quickley-19	Murray-Boyles-8	Quickley-8	Towns-22	19,812
Dec 2	PORTLAND	W121-118	8-2	7-5	15-7	Barnes-28	Barnes-7 Mamukelashvil-7 Poeltl-7	Quickley-8	Avdija-25	19,203
Dec 4	L.A. LAKERS	L120-123	8-3	7-5	15-8	Barnes-23	Barnes-11	Barnes-9	Reaves-44	19,800
Dec 5	CHARLOTTE	L 86-111	8-4	7-5	15-9	Quickley-31	Ingram-9	Barnes-5	Knueppel-21 Salaun-21	19,800
Dec 7	BOSTON	L113-121	8-5	7-5	15-10	Ingram-30	Barnes-11	Barnes-8	Brown-30	18,492
Dec 9	NEW YORK	L101-117	8-6	7-5	15-11	Ingram-31	Poeltl-9	Shead-8	Brunson-35	17,801
Dec 15	@Miami	W106- 96	8-6	8-5	16-11	Ingram-28	Barnes-10	Shead-10	Adebayo-20 Powell-20	19,600
Dec 18	@Milwaukee	W111-105	8-6	9-5	17-11	Ingram-29	Barnes-11	Shead-11	Portis Jr.-24	17,341
Dec 20	BOSTON	L96-112	8-7	9-5	17-12	Ingram-24 Mamukelashvil-24	Barnes-9	Ingram-7 Quickley-7	Pritchard-33	19,533
Dec 21	@Brooklyn	L 81- 96	8-7	9-6	17-13	Ingram-19	Barnes-6	Quickley-10	Porter Jr.-24	17,548
Dec 23	@Miami	W112- 91	8-7	10-6	18-13	Barnes-27	Murray-Boyles-12	Mamukelashvil-7 Quickley-7	Jaquez Jr.-21	19,801
Dec 26	@Washington	L117-138	8-7	10-7	18-14	Ingram-29	Mamukelashvil-11	Barnes-7	George-23	15,575
Dec 28	GOLDEN STATE	W141-127(OT)	9-7	10-7	19-14	Quickley-27	Barnes-25	Barnes-10	St. Curry-39	19,800
Dec 29	ORLANDO	W107-106	10-7	10-7	20-14	Shead-19	Murray-Boyles-12	Quickley-5 Shead-5	Black-27	19,800
Dec 31	DENVER	L103-106	10-8	10-7	20-15	Ingram-30	Barnes-14	Barnes-10	Watson-24	19,181
Jan 3	ATLANTA	W134-117	11-8	10-7	21-15	Barrett-29 Ingram-29	Mamukelashvil-12	Mamukelashvil-8	Alexander-Wal-31	19,028
Jan 5	ATLANTA	W118-100	12-8	10-7	22-15	Ingram-19	Ingram-9	Barnes-10	Okongwu-17	17,194
Jan 7	@Charlotte	W 97- 96	12-8	11-7	23-15	Barrett-28	Murray-Boyles-15	Shead-6	Sexton-22	17,337
Jan 9	@Boston	L117-125	12-8	11-8	23-16	Barrett-19 Walter-19	Mamukelashvil-8	Quickley-13	Pritchard-27	19,156
Jan 11	PHILADELPHIA	W116-115(OT)	13-8	11-8	24-16	Barnes-31	Murray-Boyles-15	Barnes-8	Maxey-38	18,130
Jan 12	PHILADELPHIA	L102-115	13-9	11-8	24-17	Quickley-18	Ingram-10	Ingram-7	Maxey-33	18,127
Jan 14	@Indiana	W115-101	13-9	12-8	25-17	Ingram-30	Dick-11	Barnes-13	Siakam-26	15,789



Date	Opponent	Team/Opp	Home	Road	Total	High Scoring	High Rebounds	High Assists	Opponent Scoring	Atten.
Jan 16	L.A. CLIPPERS	L117-121(OT)	13-10	12-8	25-18	Barnes-24	Barnes-7 Dick-7	Shead-13	Harden-31	18,934
Jan 18	@L.A. Lakers	L 93-110	13-10	12-9	25-19	Barnes-22	Barnes-9	Ingram-7 Quickley-7	Ayton-25 Doncic-25	18,997
Jan 20	@Golden State	W145-127	13-10	13-9	26-19	Quickley-40	Mamukelashvil-12	Barnes-11	Hield-25	18,064
Jan 21	@Sacramento	W122-109	13-10	14-9	27-19	Barnes-23 Ingram-23	Mamukelashvil-9 Mogbo-9	Quickley-8	Westbrook-23	16,182
Jan 23	@Portland	W110- 98	13-10	15-9	28-19	Mamukelashvil-22	Barnes-9	Quickley-7	Holiday-21 Sharpe-21	17,438
Jan 25	@Oklahoma Cit	W103-101	13-10	16-9	29-19	Quickley-23	Barnes-11 Quickley-11	Barnes-8	Gilgeous-Alex-24	18,203
Jan 28	NEW YORK	L 92-119	13-11	16-9	29-20	Ingram-27	Barnes-10	Barnes-5	Bridges-30	19,511
Jan 30	@Orlando	L120-130	13-11	16-10	29-21	Ingram-35	Barnes-8	Barnes-6 Quickley-6	Bane-32	19,163
Feb 1	UTAH	W107-100	14-11	16-10	30-21	Barrett-21	Barnes-9	Barnes-4 Barrett-4 Quickley-4	Markkanen-27	18,749
Feb 4	MINNESOTA	L126-128	14-12	16-10	30-22	Ingram-25	Barnes-10	Shead-4 Barnes-8 Quickley-8	Edwards-30	18,775
Feb 5	CHICAGO	W123-107	15-12	16-10	31-22	Ingram-33	Barnes-6 Ingram-6	Shead-8	Simons-22	18,795
Feb 8	INDIANA	W122-104	16-12	16-10	32-22	Barnes-25	Barnes-14	Barnes-6 Quickley-6	Siakam-18	17,876
Feb 11	DETROIT	L 95-113	16-13	16-10	32-23	Quickley-18	Barnes-7	Barnes-5 Quickley-5	Cunningham-28	19,120
Feb 19	@Chicago	W110-101	16-13	17-10	33-23	Ingram-31	Barnes-9	Ingram-6	Simons-20	20,397
Feb 22	@Milwaukee	W122- 94	16-13	18-10	34-23	Quickley-32	Poeltl-8	Quickley-9	Porter Jr.-21 Rollins-21	17,341
Feb 24	OKLAHOMA CITY	L107-116	16-14	18-10	34-24	Barrett-21	Barrett-8	Barnes-7	Wallace-27	19,153
Feb 25	SAN ANTONIO	L107-110	16-15	18-10	34-25	Ingram-20 Quickley-20	Ingram-11	Ingram-4	Vassell-21	19,800
Feb 28	@Washington	W134-125	16-15	19-10	35-25	Quickley-27	Poeltl-10	Quickley-11	Riley-19	17,429
Mar 3	NEW YORK	L 95-111	16-16	19-10	35-26	Ingram-31	Poeltl-7	Quickley-12	Brunson-26	19,800
Mar 5	@Minnesota	L107-115	16-16	19-11	35-27	Barrett-25	Poeltl-7	Quickley-7	Edwards-22	18,978
Mar 8	DALLAS	W122- 92	17-16	19-11	36-27	Barrett-31	Poeltl-10	Quickley-8	Gafford-21	19,800
Mar 10	@Houston	L 99-113	17-16	19-12	36-28	Barrett-25	Barrett-6	Quickley-6	Durant-29	18,055
Mar 11	@New Orleans	L111-122	17-16	19-13	36-29	Quickley-25	Barrett-7	Ingram-5	Murphy II-28	16,568
Mar 13	PHOENIX	W122-115	18-16	19-13	37-29	Ingram-36	Mamukelashvil-8	Shead-8	Green-34	19,195
Mar 15	DETROIT	W119-108	19-16	19-13	38-29	Ingram-34	Poeltl-18	Barnes-8	Cunningham-33	19,435
Mar 18	@Chicago	W139-109	19-16	20-13	39-29	Barrett-23	Poeltl-8	Quickley-7	Buzelis-19	19,082
Mar 20	@Denver	L115-121	19-16	20-14	39-30	Poeltl-23	Poeltl-11	Barnes-8 Quickley-8	Murray-31	19,924
Mar 22	@Phoenix	L 98-120	19-16	20-15	39-31	Barnes-17	Barnes-5	Barnes-6 Shead-6	Booker-25	17,071
Mar 23	@Utah	W143-127	19-16	21-15	40-31	Barrett-27	Barnes-7	Shead-14	Bailey-37	18,186
Mar 25	@L.A. Clipper	L 94-119	19-16	21-16	40-32	Ingram-18	Barnes-8	Barnes-12	Leonard-27	17,927
Mar 27	NEW ORLEANS	W119-106	20-16	21-16	41-32	Barnes-23	Poeltl-11	Barnes-12	Williamson-22	19,027
Mar 29	ORLANDO	W139- 87	21-16	21-16	42-32	Barrett-24	Poeltl-7	Barnes-15	Bane-17	18,883
Mar 31	@Detroit	L116-127	21-16	21-17	42-33	Barrett-24	Murray-Boyles-10	Barnes-12 Shead-12	Duren-31	19,982
Apr 1	SACRAMENTO	L115-123	21-17	21-17	42-34	Barrett-20 Murray-Boyles-20	Mamukelashvil-6	Barnes-10	Achiuwa-28 DeRozan-28	18,616
Apr 3	@Memphis	W128- 96	21-17	22-17	43-34	Barrett-25	Walter-8	Barnes-6 Shead-6	Jackson II-30	17,023
Apr 5	@Boston	L101-115	21-17	22-18	43-35	Walter-16	Barnes-6 Mamukelashvil-6	Barnes-8	Brown-26	19,156
Apr 7	MIAMI	W121- 95	22-17	22-18	44-35	Barnes-25	Barnes-8 Barrett-8 Murray-Boyles-8	Shead-11	Wiggins-24	18,425
Apr 9	MIAMI	W128-114	23-17	22-18	45-35	Ingram-38	Murray-Boyles-8	Ingram-7	Adebayo-24	19,142
Apr 10	@New York	L 95-112	23-17	22-19	45-36	Mamukelashvil-17	Mamukelashvil-8	Ingram-6	Brunson-29	19,812
Apr 12	BROOKLYN	W136-101	24-17	22-19	46-36	Barrett-26	Barnes-12	Barnes-12	Etienne-20	18,778



RECORD BREAKDOWN

	Overall	Eastern	Western	Atlantic	Central	Southeast	Southwest	Northwest	Pacific	OT
Record	46-36	33-19	13-17	5-12	14-3	14-4	4-6	5-5	4-6	2-2
Home	24-17	16-9	7-8	3-6	6-2	8-1	3-2	2-3	2-3	2-1
Away	22-19	16-10	6-9	2-6	8-1	6-3	1-4	3-2	2-3	0-1

CURRENT STREAKS ...

Overall	Won 1
Home	Won 3
Road	Lost 2

RECORD BY MONTH ...

October	2-4	February	6-4
November	12-3	March	7-8
December	6-8	April	4-3
January	9-6		

ATTENDANCE ...

Home totals	772,141
Home average	18,832
Home sellouts	8

LONGEST STREAKS ...

Overall	Won 9, Lost 4 (2X)
Home	Won 8, Lost 5
Road	Won 4 (2X), Lost 3

RECORD BY DAY ...

Monday	6-2	Friday	7-8
Tuesday	6-5	Saturday	3-3
Wednesday	7-9	Sunday	12-7
Thursday	5-2		

Road total	745,928
Road average	18,193
Road sellouts	26

RECORD WHEN OFFENCE SCORES ...

110 or more points	39-16
Fewer than 110 points	7-20

RECORD WHEN DEFENCE ALLOWS ...

110 or more points	14-34
Fewer than 110 points	32-2

RECORD WHEN OFFENCE SHOOTS ...

50% or better from the field	25-5
Between 45-49% from the field	13-15
Between 40-44% from the field	5-12
Under 40% from the field	3-4

RECORD WHEN DEFENCE ALLOWS ...

50% or better from the field	3-25
Between 45-49% from the field	14-9
Between 40-44% from the field	18-2
Under 40% from the field	10-0

RECORD WHEN TORONTO HAS ...

a better (or same) FG% than opponents	39-4
more (or same) rebounds than opponents	36-9
more (or same) assists than opponents	40-25
fewer (or same) turnovers than opponents	35-24

RECORD WHEN TORONTO HAS ...

a lower FG% than opponent	7-32
fewer rebounds than opponent	10-27
fewer assists than opponent	6-11
more turnovers than opponent	11-12

RECORD WHEN THE RAPTORS ...

	After first quarter	After first half	After third quarter
Lead	34-11	35-9	38-6
Trailed	11-22	11-27	8-29
Tied	1-3	0-0	0-1

MARGIN OF VICTORY / DEFEAT ...

	OT	1	2	3	4	5	6	7	8	9	10	11	12	13	14	15
Won	2	3	3	1	0	0	1	2	0	3	3	3	2	4	3	0
Lost	2	0	1	3	1	0	2	1	4	1	3	2	0	1	2	1

	16	17	18	19	20	21	22	23	24	25	26	27	28	29	30+
Won	2	1	4	0	1	1	0	0	0	0	1	0	2	0	6
Lost	3	2	3	0	0	1	2	0	0	2	0	1	0	0	0

BACK-TO-BACKS (15)

FIRST GAME			SECOND GAME		
DATE	OPP	RESULT	DATE	OPP	RESULT
Oct. 26	@DAL	L 139-129	Oct. 27	@SAS	L 121-103
Nov. 7	@ATL	W 109-97	Nov. 8	@PHI	L 130-120
Nov. 23	BKN	W 119-109	Nov. 24	CLE	W 110-99
Nov. 29	@CHA	L 118-111	Nov. 30	@NYK	L 116-94
Dec. 4	LAL	L 123-120	Dec. 5	CHA	L 111-86
Dec. 20	BOS	L 112-96	Dec. 21	@BKN	L 96-81
Dec. 28	GSW	W 141-127 (OT)	Dec. 29	ORL	W 107-106
Jan. 11	PHI	W 116-115 (OT)	Jan. 12	PHI	L 115-102
Jan. 20	@GSW	W 145-127	Jan. 21	@SAC	W 122-109
Feb. 4	MIN	L 128-126	Feb. 5	CHI	W 123-107
Feb. 24	OKC	L 116-107	Feb. 25	SAS	L 110-107
Mar. 10	@HOU	L 113-99	Mar. 11	@NOP	L 122-111
Mar. 22	@PHX	L 120-98	Mar. 23	@UTA	W 143-127
Mar. 31	DET	L 127-116	Apr. 1	SAC	L 123-115
Apr. 9	MIA	W 128-114	Apr. 10	@NYK	L 112-95

2025-26 RECORD: 6-9 (.400)
2024-25 RECORD: 3-12 (.200)

2025-26 RECORD: 5-10 (.333)
2024-25 RECORD: 3-12 (.200)

SEASON SERIES

Atlanta Hawks	4-0	Miami Heat	4-0
Boston Celtics	0-4	Milwaukee Bucks	3-1
Brooklyn Nets	3-1	Minnesota Timberwolves	0-2
Charlotte Hornets	2-2	New Orleans Pelicans	1-1
Chicago Bulls	3-0	New York Knicks	0-5
Cleveland Cavaliers	3-0	Oklahoma City Thunder	1-1
Dallas Mavericks	1-1	Orlando Magic	2-1
Denver Nuggets	0-2	Philadelphia 76ers	2-2
Detroit Pistons	1-2	Phoenix Suns	1-1
Golden State Warriors	2-0	Portland Trail Blazers	2-0
Houston Rockets	0-2	Sacramento Kings	1-1
Indiana Pacers	4-0	San Antonio Spurs	0-2
LA Clippers	0-2	Utah Jazz	2-0
LA Lakers	0-2	Washington Wizards	2-1
Memphis Grizzlies	2-0		

Largest comeback by Toronto: 21 - Dec. 29 vs. Orlando

Largest fourth quarter comeback by Tor: 12 - 2X - last: Dec. 29 vs. Orlando

Largest comeback by opponent: 18 - Feb. 4 vs. Minnesota

Largest fourth quarter comeback by opponent: 13 - Jan. 30 at Orlando



PLAYERS	GAME LEADERS				POINTS			10+ REB	10+ AST	DOUBLE-DOUBLES	TRIPLE-DOUBLES
	PTS	REB	AST	BENCH PTS	10-19	20-29	30+				
Barnes	17	40	33		47	24	4	23	12	30	3
Barrett	24	4	3		25	29	1				
Battle	1			4	3	1					
Dick		2		11	20	2		1		1	
Hepburn											
Ingram	32	8	8		28	33	12	2		2	
Jackson-Davis		(5)		(1)	1 (3)			1 (2)		1	
Lawson				1	5						
Mamukelashvili	3	10	2	32	42	7		3		3	
Martin				1							
Mogbo		1									
Murray-Boyles	1	9		12	24	1		6		4	
Poeltl	2	16		1	20	4		9		7	
Quickley	12	5	34		40	17	3	2	7	8	
Shead	1		20	8	15	1			8	2	
Temple											
Walter	2	1		16	23	1					

TOR (TOT)

LAST TIME ...

50+ POINTS

TOR: 52 - Pascal Siakam, Dec. 21, 2022 at NYK
OPP: 51 - Kevin Durant, Nov. 29, 2018 vs. GSW (OT)

40+ POINTS

TOR: 40 - Immanuel Quickley, Jan. 20, 2026 at GSW
OPP: 44 - Austin Reaves, Dec. 4, 2025 vs. LAL

20+ REBOUNDS

TOR: 25 - Scottie Barnes, Dec. 28, 2025 vs. GSW
OPP: 22 - Karl-Anthony Towns, Jan. 28, 2025 vs. NYK

30 POINT - 20 REBOUND GAME

TOR: ---
OPP: Giannis Antetokounmpo, Oct. 24, 2025 vs. MIL (31 pts, 20 reb)

20 POINT - 20 REBOUND GAME

TOR: 25 - Scottie Barnes, Dec. 28, 2025 vs. GSW (23 pts, 25 reb)
OPP: Karl-Anthony Towns, Feb. 4, 2025 vs. NYK (27 pts, 20 reb)

15+ ASSISTS

TOR: 15 - 2X - last: Scottie Barnes, Mar. 29 vs. ORL.
OPP: 17 - Cade Cunningham, Jan. 11, 2025 at DET

TRIPLE-DOUBLES

TOR: Scottie Barnes, Apr. 13, 2026 vs. BKN (18 pts, 12 reb, 12 ast)
OPP: Paolo Banchero, Dec. 29, 2025 vs. ORL (23 pts, 15 reb, 10 ast)

STARTING LINEUPS (26)

CENTRE	FORWARD	FORWARD	GUARD	GUARD	RECORD
Barnes	Agbaji	Ingram	Barrett	Quickley	1-2 (.333)
Poeltl	Ingram	Barnes	Walter	Quickley	2-3 (.400)
Poeltl	Ingram	Barnes	Murray-Boy.	Quickley	1-0 (1.000)
Barnes	Battle	Ingram	Quickley	Walter	0-1 (.000)
Mamukel.	Ingram	Barnes	Walter	Quickley	0-1 (.000)
Poeltl	Ingram	Barnes	Agbaji	Shead	0-1 (.000)
Poeltl	Ingram	Barnes	Agbaji	Quickley	1-1 (.500)
Mamukel.	Ingram	Barnes	Agbaji	Quickley	3-2 (.600)
Murray-Boy.	Walter	Mamukel.	Barrett	Quickley	0-1 (.000)
Murray-Boy.	Walter	Barnes	Quickley	Shead	1-0 (1.000)
Murray-Boy.	Ingram	Barnes	Quickley	Shead	0-1 (.000)
Murray-Boy.	Ingram	Barnes	Battle	Shead	1-0 (1.000)
Murray-Boy.	Ingram	Barnes	Agbaji	Shead	0-1 (.000)
Murray-Boy.	Ingram	Barnes	Agbaji	Quickley	0-1 (.000)
Barnes	Dick	Ingram	Quickley	Shead	1-0 (1.000)
Mamukel.	Ingram	Barnes	Shead	Quickley	1-0 (1.000)
Murray-Boy.	Ingram	Barnes	Walter	Quickley	1-0 (1.000)
Poeltl	Ingram	Barrett	Walter	Quickley	1-0 (1.000)
Murray-Boy.	Ingram	Barnes	Barrett	Quickley	8-6 (.571)
Mamukel.	Ingram	Barnes	Barrett	Quickley	3-1 (.750)
Mamukel.	Walter	Barnes	Barrett	Shead	1-0 (1.000)
Poeltl	Ingram	Barnes	Barrett	Shead	0-1 (.000)
Poeltl	Barrett	Barnes	Walter	Shead	1-1 (.500)
Poeltl	Ingram	Barnes	Barrett	Walter	2-2 (.500)
Poeltl	Barnes	Ingram	Shead	Walter	0-1 (.000)
Poeltl	Ingram	Barnes	Barrett	Quickley	17-9 (.654)



INJURY & INACTIVE REPORTS

PERSONNEL REPORT

PLAYER	GAMES MISSED	DATES	INJURY
Scottie Barnes	1	Jan. 9	Right Knee; Sprain
	1	Feb. 22	Personal Reasons
RJ Barrett	15	Nov. 24 - Dec. 26	Right Knee; Sprain
	2	Dec. 29, Feb. 5	Right Knee; Sprain - Injury Management
	7	Jan. 11-21 Left Ankle; Sprain	
	1	Apr. 10	Right Knee; Soreness
Jamison Battle	1	Nov. 15	Right Knee; Contusion
	3	Dec. 7-9, Jan. 16	Left Ankle; Sprain
	3	Mar. 29 - Apr. 1	Illness
Chucky Hepburn	5	Apr. 3-10	Right Knee; Surgery - Injury Recovery
Brandon Ingram	2	Jan. 9-11	Right Thumb; Sprain
	2	Mar. 23, Mar. 29	Right Heel; Inflammation
	1	Apr. 1	Right Foot; Heel - Inflammation - Injury Management
Trayce Jackson-Davis	1	Mar. 10	Right Hand; Middle Finger Dislocation
	1	Mar. 27	Right Knee; Tendonitis
	2	Apr. 9-10	Illness
Sandro Mamukelashvili	1	Nov. 11	Neck; Contusion - Stiffness
	1	Jan. 14	Illness
Collin Murray-Boyles	2	Oct. 22-24	Right Forearm; Muscle Strain
	3	Nov. 13, Dec. 26-28	Illness
	2	Nov. 19-21	Right Knee; MCL Sprain
	4	Jan. 20-25	Left Thumb; Contusion
	1	Feb. 11	Left Thumb; Sprain - Injury Management
	11	Feb. 28 - Mar. 22	Left Thumb; Sprain
	1	Mar. 29	Lower Back; Spasms
	1	Apr. 10	Neck; Sprain
Jakob Poeltl	2	Oct. 29-31	Low Back; Tightness
	24	Dec. 23 - Feb. 6	Lower Back; Strain
	1	Feb. 8	Return To Comp. Reconditioning
	9	Nov. 2, 8, 23, 30, Dec. 4, 18-20, Feb. 24, Mar. 23	Lower Back; Injury Management
	1	Mar. 10	Illness
Immanuel Quickley 1	Dec. 9	Illness	
	2	Jan. 14-16 Back; Spasms	
	8	Mar. 23 - Apr. 5	Right Foot; Plantar fasciitis
	1	Apr. 10	Right Foot; Plantar Fasciitis - Injury Management
Garrett Temple	1	Jan. 14	Back; Spasms
Ja'Kobe Walter	1	Oct. 22	Illness
	7	Jan. 12-23	Right Hip; Pointer

INACTIVE REPORT

PLAYER	GAMES MISSED	DATES
Scottie Barnes	2	Jan. 9, Feb. 22
RJ Barrett	24	Nov. 24 - Dec. 26, 29, Jan. 11-21, Feb. 5
Jamison Battle	6	Dec. 7-9, Jan. 16, Mar. 29 - Apr. 1
Chucky Hepburn	77	Oct. 22 - Oct. 31, Nov. 4-23, 26-29, Dec. 4-5, 15-31, Jan. 3 - Apr. 12
Brandon Ingram	3	Jan. 9-11, Apr. 1
Trayce Jackson-Davis 5		Mar. 10, 27, 31, Apr. 9-10
AJ Lawson	47	Oct. 22 - Nov. 15, 19-21, 26-30, Dec. 2, 5, 15-23, 28-31, Jan. 3, 7, 28, Feb. 1-4, Feb. 11-28, Mar. 5-11, 18-25
Sandro Mamukelashvili 2		Nov. 11, Jan. 14
Alijah Martin	51	Oct. 22 - Nov. 21, 24-30, Dec. 2-5, 15-31, Jan. 5-7, 28, Feb. 1-4, 19-28, Mar. 5-8, Mar. 18-25, 31, Apr. 7, 12
Jonathan Mogbo	17	Nov. 7, 13-15, 19-21, 29, Dec. 2, 18-21, Feb. 11, 22-28, Mar. 8, 31
Collin Murray-Boyles	23	Oct. 22-24, Nov. 13, 19-21, Dec. 28, Jan. 20-25, Feb. 11, 28, Mar. 3-22, Apr. 10
Jakob Poeltl	34	Oct. 29 - Nov. 2, 8, 23, 30, Dec. 4, Dec. 23-31, Jan. 3 - Feb. 8, 24, Mar. 10, 23
Immanuel Quickley	10	Dec. 9, Mar. 23 - Apr. 5, Apr. 10
Ja'Kobe Walter	8	Oct. 22, Jan. 12-23



TORONTO

HIGHS

LOWS

CATEGORY

CATEGORY	NO.	OPPONENT	DATE
Points, Game	145	at Golden State	01/20/2026
Points, Half	83 [2nd]	vs. Washington	11/21/2025
Points, Quarter	49 [3rd]	at Utah	03/23/2026
Points, Overtime	19	vs. Golden State	12/28/2025
Margin of Victory/Defeat	+52	vs. Orlando	03/29/2026
Largest Lead/Deficit	+56	vs. Orlando	03/29/2026
Field Goals	56	vs. Golden State	12/28/2025
Field Goals Attempted	110	vs. Golden State	12/28/2025
Field Goal PCT.	.638	vs. Brooklyn [51-for-80]	04/12/2026
3-Point FG	21	2X - last: at Golden State	01/20/2026
3-Point FGA	47	2X - last: at Boston	01/09/2026
3-Point PCT.	.618	at Golden State [21-for-34]	01/20/2026
Free Throws	31	at Memphis	04/03/2026
Free Throws Attempted	42	at Indiana	11/15/2025
Free Throw PCT.	1.000	at Golden State [22-for-22]	01/20/2026
Offensive Rebounds	21	vs. Orlando	12/29/2025
Defensive Rebounds	42	at Atlanta	10/22/2025
Rebounds	58	vs. Orlando	12/29/2025
Rebound Differential	+20	at Atlanta [54-to-34]	10/22/2025
Assists	49	at Utah	03/23/2026
Assist Differential	+24	at Utah [49-to-25]	03/23/2026
Steals	20	vs. Orlando	03/29/2026
Blocks	10	at Utah	03/23/2026
Personal Fouls	31	at Atlanta	10/22/2025
Turnovers	21	at Miami	12/15/2025
Turnover Differential	+17	vs. Orlando [11-to-28]	03/29/2026
Points off Turnovers	37	2X - last: vs. Orlando	03/29/2026
Bench Points	61	at Memphis	04/03/2026
Points in the Paint	86	at Atlanta	10/22/2025
Second Chance Points	31	vs. Detroit	03/15/2026
Fast Break Points	40	vs. Brooklyn	04/12/2026

NO.

OPPONENT

DATE

81	at Brooklyn	12/21/2025
36 [1st]	at New York	04/10/2026
13 [4th]	3X - last: vs. New York	03/03/2026
7	at Charlotte	11/29/2025
-27	vs. New York	01/28/2026
-33	vs. Philadelphia	01/12/2026
30	vs. New York	01/28/2026
73	at New York	04/10/2026
.370	2X - last: vs. Denver [37-for-100]	12/31/2025
5	2X - last: vs. Philadelphia	01/11/2026
20	at Boston	04/05/2026
.156	vs. Philadelphia [5-for-32]	01/11/2026
4	at LA Clippers	03/25/2026
8	at Brooklyn	12/21/2025
.364	at LA Clippers [4-for-11]	03/25/2026
1	at San Antonio	10/27/2025
18	vs. Houston	10/29/2025
20	at San Antonio	10/27/2025
-31	vs. Houston [22-to-53]	10/29/2025
17	vs. San Antonio	02/25/2026
-12	vs. New York [20-to-32]	01/28/2026
2	vs. Boston	12/20/2025
0	at New York	04/10/2026
11	vs. Chicago	02/05/2026
6	3X - last: vs. Miami	04/09/2026
-7	at Charlotte [OT] [16-to-9]	11/29/2025
7	vs. Charlotte	11/17/2025
8	vs. New York	03/03/2026
32	vs. Boston	12/20/2025
1	at Brooklyn	12/21/2025
6	vs. Oklahoma City	02/24/2026

OPPONENTS

HIGHS

LOWS

CATEGORY

CATEGORY	NO.	OPPONENT	DATE
Points, Game	139	2X - last: vs. Houston	10/29/2025
Points, Half	80 [2nd]	2X - last: at Orlando	01/30/2026
Points, Quarter	45 [1st]	vs. Philadelphia	01/12/2026
Points, Overtime	14	at Charlotte	11/29/2025
Margin of Victory/Defeat	+27	vs. New York	01/28/2026
Largest Lead/Deficit	+33	vs. Philadelphia	01/12/2026
Field Goals	54	at Washington	12/26/2025
Field Goals Attempted	98	at Portland	01/23/2026
Field Goal PCT.	.603	at Detroit [44-for-73]	03/31/2026
3-Point FG	20	vs. Boston	12/07/2025
3-Point FGA	49	vs. Chicago	02/05/2026
3-Point PCT.	.565	at Detroit [13-for-23]	03/31/2026
Free Throws	36	at Utah	03/23/2026
Free Throws Attempted	43	at Utah	03/23/2026
Free Throw PCT.	1.000	2X - last: at Phoenix [10-for-10]	03/22/2026
Offensive Rebounds	25	at New York	11/30/2025
Defensive Rebounds	42	at Brooklyn	12/21/2025
Rebounds	61	at New York	11/30/2025
Rebound Differential	+31	vs. Houston [53-to-22]	10/29/2025
Assists	35	vs. Miami	04/09/2026
Assist Differential	+12	vs. New York [32-to-20]	01/28/2026
Steals	14	vs. Charlotte	12/05/2025
Blocks	12	at LA Clippers	03/25/2026
Personal Fouls	31	at Memphis	04/03/2026
Turnovers	28	vs. Orlando	03/29/2026
Turnover Differential	+7	at Charlotte [OT] [9-to-16]	11/29/2025
Points off Turnovers	29	2X - at Miami	12/15/2025
Bench Points	72	at Golden State	01/20/2026
Points in the Paint	76	at Boston	04/05/2026
Second Chance Points	29	vs. Sacramento	04/01/2026
Fast Break Points	27	vs. Houston	10/29/2025

NO.

OPPONENT

DATE

87	vs. Orlando	03/29/2026
35 [2nd]	vs. Philadelphia	01/12/2026
11 [4th]	vs. Atlanta	01/03/2026
5	vs. Golden State	12/28/2025
-52	vs. Orlando	03/29/2026
-56	vs. Orlando	03/29/2026
31	vs. Orlando	03/29/2026
67	at San Antonio	10/27/2025
.344	at Atlanta [33-for-96]	11/07/2025
5	vs. Dallas	03/08/2026
23	at Detroit	03/31/2026
.167	vs. Dallas [5-for-30]	03/08/2026
7	2X - last: vs. Chicago	02/05/2026
8	vs. Chicago	02/05/2026
.560	2X - last: vs. Minnesota [14-for-25]	02/04/2026
3	2X - last: at Orlando	01/30/2026
22	2X - last: at Golden State	01/20/2026
29	vs. Washington	11/21/2025
-20	at Atlanta [34-to-54]	10/22/2025
11	vs. Philadelphia	01/11/2026
-24	at Utah [25-to-49]	03/23/2026
1	vs. Miami	04/09/2026
0	vs. Brooklyn	04/12/2026
11	at Portland	01/23/2026
8	vs. Orlando	12/29/2025
-17	vs. Orlando [28-to-11]	03/29/2026
6	vs. Orlando	12/29/2025
15	at Cleveland	10/31/2025
28	at Milwaukee	12/18/2025
3	at Oklahoma City	01/25/2026
4	3X - last: vs. Dallas	03/08/2026



INDIVIDUAL SEASON HIGHS

TORONTO

CATEGORY	NO.	PLAYER	DATE	GAME
Points, Game	40	Immanuel Quickley	at Golden State	01/20/2026
Points, Half	26 [1st]	Brandon Ingram	vs. New York	03/03/2026
Points, Quarter	18 [2nd]	2X - last: RJ Barrett	at Utah	03/03/2026
Field Goals	15	Brandon Ingram	vs. Cleveland	11/24/2025
Field Goals Attempted	30	Immanuel Quickley	vs. Cleveland	11/24/2025
3-Point FG	7	Immanuel Quickley	at Golden State	01/20/2026
3-Point FGA	11	6X - last: Immanuel Quickley	at Milwaukee	02/22/2026
Free Throws	14	Scottie Barnes	vs. Indiana	11/26/2025
Free Throws Attempted	14	2X - last: Scottie Barnes	vs. Indiana	11/26/2025
Offensive Rebounds	9	3X - last: Jakob Poeltl	vs. Detroit	03/15/2026
Defensive Rebounds	16	Scottie Barnes	vs. Golden State [OT]	12/28/2025
Rebounds	25	Scottie Barnes	vs. Golden State [OT]	12/28/2025
Assists	15	Scottie Barnes	vs. Orlando	03/29/2026
Steals	5	2X - last: Sandro Mamukelashvili	at Utah	03/23/2026
Blocks	6	Scottie Barnes	at Portland	01/23/2026
Turnovers	6	3X - last: Scottie Barnes	at Chicago	02/19/2026

OPPONENTS

CATEGORY	NO.	PLAYER	DATE	GAME
Points, Game	44	Austin Reaves	vs. L.A. Lakers	12/04/2025
Points, Half	30 [2nd]	Austin Reaves	vs. L.A. Lakers	12/04/2025
Points, Quarter	22 [3rd]	Austin Reaves	vs. L.A. Lakers	12/04/2025
Field Goals	13	6X - last: Jalen Green	vs. Phoenix	03/13/2026
Field Goals Attempted	30	Stephen Curry	vs. Golden State [OT]	12/28/2025
3-Point FG	8	Jalen Green	vs. Phoenix	03/13/2026
3-Point FGA	16	Jalen Green	vs. Phoenix	03/13/2026
Free Throws	15	Donovan Mitchell	at Cleveland	11/13/2025
Free Throws Attempted	17	Donovan Mitchell	at Cleveland	11/13/2025
Offensive Rebounds	11	Precious Achiuwa	vs. Sacramento	04/01/2026
Defensive Rebounds	15	Karl-Anthony Towns	vs. New York	01/28/2026
Rebounds	22	Karl-Anthony Towns	vs. New York	01/28/2026
Assists	14	Deni Avdija	vs. Portland	12/02/2025
Steals	6	OG Anunoby	at New York	01/28/2026
Blocks	5	2X - last: Brook Lopez	at L.A. Clippers	03/25/2026
Turnovers	7	4X - last: Joel Embiid	vs. Philadelphia	01/12/2026



Date	Opponent	Result	W	L	Forward	Forward	Centre	Guard	Guard
Oct. 22	@ATL	W138-118	1	0	Ingram	Barnes	Poeltl	Barrett	Quickley
Oct. 24	MIL	L122-116	1	1	Ingram	Barnes	Poeltl	Barrett	Quickley
Oct. 26	@DAL	L139-129	1	2	Ingram	Barnes	Poeltl	Barrett	Quickley
Oct. 27	@SAS	L121-103	1	3	Ingram	Barnes	Poeltl	Barrett	Quickley
Oct. 29	HOU	L139-121	1	4	Ingram	Barnes	Murray-Boyles	Barrett	Quickley
Oct. 31	@CLE	W112-101	2	4	Ingram	Barnes	Murray-Boyles	Barrett	Quickley
Nov. 2	MEM	W117-104	3	4	Ingram	Barnes	Murray-Boyles	Barrett	Quickley
Nov. 4	MIL	W128-100	4	4	Ingram	Barnes	Poeltl	Barrett	Quickley
Nov. 7	@ATL	W109-97	5	4	Ingram	Barnes	Poeltl	Barrett	Quickley
Nov. 8	@PHI	L130-120	5	5	Ingram	Agbaji	Barnes	Barrett	Quickley
Nov. 11	@BKN	W119-109	6	5	Ingram	Barnes	Poeltl	Barrett	Quickley
Nov. 13	@CLE	W126-113	7	5	Ingram	Barnes	Poeltl	Barrett	Quickley
Nov. 15	@IND	W129-111	8	5	Ingram	Barnes	Poeltl	Barrett	Quickley
Nov. 17	CHA	W110-108	9	5	Ingram	Barnes	Poeltl	Barrett	Quickley
Nov. 19	@PHI	W121-112	10	5	Ingram	Barnes	Poeltl	Barrett	Quickley
Nov. 21	WAS	W140-110	11	5	Ingram	Barnes	Poeltl	Barrett	Quickley
Nov. 23	BKN	W119-109	12	5	Ingram	Barnes	Mamukelashvili	Barrett	Quickley
Nov. 24	CLE	W110-99	13	5	Ingram	Barnes	Poeltl	Walter	Quickley
Nov. 26	IND	W97-95	14	5	Ingram	Barnes	Poeltl	Murray-Boyles	Quickley
Nov. 29	@CHA	L118-111 (OT)	14	6	Ingram	Barnes	Poeltl	Walter	Quickley
Nov. 30	@NYK	L116-94	14	7	Ingram	Battle	Barnes	Walter	Quickley
Dec. 2	POR	W121-118	15	7	Ingram	Barnes	Poeltl	Walter	Quickley
Dec. 4	LAL	L123-120	15	8	Ingram	Barnes	Mamukelashvili	Walter	Quickley
Dec. 5	CHA	L111-86	15	9	Ingram	Barnes	Poeltl	Walter	Quickley
Dec. 7	BOS	L121-113	15	10	Ingram	Barnes	Poeltl	Walter	Quickley
Dec. 9	NYK	L117-101	15	11	Ingram	Barnes	Poeltl	Agbaji	Shead
Dec. 15	@MIA	W106-96	16	11	Ingram	Barnes	Poeltl	Agbaji	Quickley
Dec. 18	@MIL	W111-105	17	11	Ingram	Barnes	Mamukelashvili	Agbaji	Quickley
Dec. 20	BOS	L112-96	17	12	Ingram	Barnes	Mamukelashvili	Agbaji	Quickley
Dec. 21	@BKN	L96-81	17	13	Ingram	Barnes	Poeltl	Agbaji	Quickley
Dec. 23	@MIA	W112-91	18	13	Ingram	Barnes	Mamukelashvili	Agbaji	Quickley
Dec. 26	@WAS	L138-117	18	14	Ingram	Barnes	Mamukelashvili	Agbaji	Quickley
Dec. 28	GSW	W141-127 (OT)	19	14	Ingram	Agbaji	Barnes	Barrett	Quickley
Dec. 29	ORL	W107-106	20	14	Ingram	Barnes	Mamukelashvili	Agbaji	Quickley
Dec. 31	DEN	L106-103	20	15	Ingram	Agbaji	Barnes	Barrett	Quickley
Jan. 3	ATL	W134-117	21	15	Ingram	Barnes	Murray-Boyles	Barrett	Quickley
Jan. 5	ATL	W118-100	22	15	Ingram	Barnes	Murray-Boyles	Barrett	Quickley
Jan. 7	@CHA	W97-96	23	15	Ingram	Barnes	Murray-Boyles	Barrett	Quickley
Jan. 9	@BOS	L125-117	23	16	Walter	Mamukelashvili	Murray-Boyles	Barrett	Quickley
Jan. 11	PHI	W116-115	24	16	Walter	Barnes	Murray-Boyles	Quickley	Shead
Jan. 12	PHI	L115-102	24	17	Ingram	Barnes	Murray-Boyles	Quickley	Shead
Jan. 14	@IND	W115-101	25	17	Barnes	Ingram	Murray-Boyles	Battle	Shead
Jan. 16	LAC	L121-117 (OT)	25	18	Ingram	Barnes	Murray-Boyles	Agbaji	Shead
Jan. 18	@LAL	L110-93	25	19	Ingram	Barnes	Murray-Boyles	Agbaji	Quickley
Jan. 20	@GSW	W145-127	26	19	Dick	Ingram	Barnes	Quickley	Shead
Jan. 21	@SAC	W122-109	27	19	Ingram	Barnes	Mamukelashvili	Quickley	Shead
Jan. 23	@POR	W110-98	28	19	Ingram	Barnes	Mamukelashvili	Barrett	Quickley
Jan. 25	@OKC	W103-101	29	19	Ingram	Barnes	Mamukelashvili	Barrett	Quickley
Jan. 28	NYK	L119-92	29	20	Ingram	Barnes	Murray-Boyles	Barrett	Quickley
Jan. 30	@ORL	L130-120	29	21	Ingram	Barnes	Murray-Boyles	Barrett	Quickley
Feb. 1	UTA	W107-100	30	21	Ingram	Barnes	Murray-Boyles	Barrett	Quickley
Feb. 4	MIN	L128-126	30	22	Ingram	Barnes	Murray-Boyles	Barrett	Quickley
Feb. 5	CHI	W123-107	31	22	Ingram	Barnes	Murray-Boyles	Walter	Quickley
Feb. 8	IND	W122-104	32	22	Ingram	Barnes	Murray-Boyles	Barrett	Quickley
Feb. 11	DET	L113-95	32	23	Ingram	Barnes	Poeltl	Barrett	Quickley
Feb. 19	@CHI	W110-101	33	23	Ingram	Barnes	Murray-Boyles	Barrett	Quickley
Feb. 22	@MIL	W122-94	34	23	Barrett	Ingram	Poeltl	Walter	Quickley
Feb. 24	OKC	L116-107	34	24	Ingram	Barnes	Murray-Boyles	Barrett	Quickley
Feb. 25	SAS	L110-107	34	25	Ingram	Barnes	Murray-Boyles	Barrett	Quickley
Feb. 28	@WAS	W134-125	35	25	Ingram	Barnes	Poeltl	Barrett	Quickley
Mar. 3	NYK	L111-95	35	26	Ingram	Barnes	Poeltl	Barrett	Quickley
Mar. 5	@MIN	L115-107	35	27	Ingram	Barnes	Poeltl	Barrett	Quickley
Mar. 8	DAL	W122-92	36	27	Ingram	Barnes	Poeltl	Barrett	Quickley
Mar. 10	@HOU	L113-99	36	28	Ingram	Barnes	Mamukelashvili	Barrett	Quickley
Mar. 11	@NOP	L122-111	36	29	Ingram	Barnes	Poeltl	Barrett	Quickley
Mar. 13	PHX	W122-115	37	29	Ingram	Barnes	Poeltl	Barrett	Quickley
Mar. 15	DET	W119-108	38	29	Ingram	Barnes	Poeltl	Barrett	Quickley
Mar. 18	@CHI	W139-109	39	29	Ingram	Barnes	Poeltl	Barrett	Quickley
Mar. 20	@DEN	W121-115	39	30	Ingram	Barnes	Poeltl	Barrett	Quickley
Mar. 22	@PHX	L120-98	39	31	Ingram	Barnes	Poeltl	Barrett	Quickley
Mar. 23	@UTA	W143-127	40	31	Walter	Barnes	Mamukelashvili	Barrett	Shead
Mar. 25	@LAC	L119-94	40	32	Ingram	Barnes	Poeltl	Barrett	Shead
Mar. 27	NOP	W119-106	41	32	Ingram	Barnes	Poeltl	Barrett	Walter
Mar. 29	ORL	W139-87	42	32	Barrett	Barnes	Poeltl	Walter	Shead
Mar. 31	@DET	L127-116	42	33	Barnes	Ingram	Poeltl	Barrett	Walter
Apr. 1	SAC	L123-115	42	34	Barrett	Barnes	Poeltl	Walter	Shead
Apr. 3	@MEM	W128-96	43	34	Ingram	Barnes	Poeltl	Barrett	Walter
Apr. 5	@BOS	L115-101	43	35	Ingram	Barnes	Poeltl	Barrett	Walter
Apr. 7	MIA	W121-95	44	35	Ingram	Barnes	Poeltl	Barrett	Quickley
Apr. 9	MIA	W128-114	45	35	Ingram	Barnes	Poeltl	Barrett	Quickley
Apr. 10	@NYK	L112-95	45	36	Ingram	Barnes	Poeltl	Walter	Shead
Apr. 12	BKN	W136-101	46	36	Ingram	Barnes	Poeltl	Barrett	Quickley



SEASON & CAREER HIGHS

#4 SCOTTIE BARNES

SEASON HIGHS				CAREER HIGHS			
PTS	33	@DAL	10/26/25	35	@SAS (2X)	04/13/25	
FGM	13	@DAL	10/26/25	15	@SAS	04/13/25	
FGA	24	@DAL	10/26/25	29	@ATL	11/19/22	
3FGM	4	@NYK (2X)	11/30/25	7	@BOS	12/29/23	
3FGA	8	MEM	11/02/25	15	@BOS	12/29/23	
FTM	14	IND	11/26/25	14	IND	11/26/25	
FTA	14	IND	11/26/25	15	@PHI	02/11/25	
OR	9	GSW	12/28/25	9	GSW (3X)	12/28/25	
DR	16	GSW	12/28/25	16	GSW	12/28/25	
REB	25	GSW	12/28/25	25	GSW	12/28/25	
AST	15	ORL	03/29/26	15	ORL	03/29/26	
STL	4	@SAC (2X)	01/21/26	6	@POR	03/16/25	
BLK	6	@POR	01/23/26	6	@POR (2X)	01/23/26	
MIN	43	PHI	01/11/26	56	@MIA	01/29/22	

#1 GRADEY DICK

SEASON HIGHS				CAREER HIGHS			
PTS	21	@IND (2X)	01/14/26	32	@MIL	11/12/24	
FGM	9	@IND	01/14/26	13	LAL	11/01/24	
FGA	15	@IND	01/14/26	26	LAL	11/01/24	
3FGM	3	LAC (3X)	01/16/26	6	@BKN	04/10/24	
3FGA	6	@SAC (2X)	01/21/26	14	DAL (2X)	12/07/24	
FTM	7	@ATL	10/22/25	14	@MIL	11/12/24	
FTA	8	@ATL	10/22/25	16	@MIL	11/12/24	
OR	4	@IND	01/14/26	4	@IND (2X)	01/14/26	
DR	7	@IND	01/14/26	8	@MIN	04/03/24	
REB	11	@IND	01/14/26	11	@IND	01/14/26	
AST	6	@UTA	03/23/26	7	@DEN	03/11/24	
STL	3	IND	02/08/26	3	IND (7X)	02/08/26	
BLK	1	@UTA (7X)	03/23/26	2	@DEN (2X)	11/04/24	
MIN	30	@IND	01/14/26	39	@POR	03/09/24	

#0 AJ LAWSON

SEASON HIGHS				CAREER HIGHS			
PTS	14	ORL (2X)	03/29/26	32	WAS	03/10/25	
FGM	5	ORL (2X)	03/29/26	10	PHI	03/12/25	
FGA	9	PHI	01/12/26	21	WAS	03/10/25	
3FGM	4	ORL	03/29/26	7	WAS	03/10/25	
3FGA	6	ORL (2X)	03/29/26	14	WAS	03/10/25	
FTM	2	@NYK (6X)	04/10/26	7	@SAS (2X)	04/13/25	
FTA	3	@DET	03/31/26	11	WAS	03/10/25	
OR	2	@NYK (2X)	04/10/26	3	WAS (3X)	03/10/25	
DR	5	@IND	01/14/26	9	WAS	03/10/25	
REB	6	@NYK (2X)	04/10/26	12	WAS	03/10/25	
AST	2	ORL (2X)	03/29/26	7	CHA	04/09/25	
STL	3	ORL	03/29/26	4	@HOU^	12/22/23	
BLK	2	NYK	12/09/25	2	NYK (4X)	12/09/25	
MIN	22	@NYK	04/10/26	36	PHI	03/12/25	

^ - Dallas

#12 COLLIN MURRAY-BOYLES

SEASON HIGHS				CAREER HIGHS			
PTS	20	SAC	04/01/26	20	SAC	04/01/26	
FGM	8	CHI (2X)	02/05/26	8	CHI (2X)	02/05/26	
FGA	14	MEM	11/02/25	14	MEM	11/02/25	
3FGM	3	HOU (2X)	10/29/25	3	HOU (2X)	10/29/25	
3FGA	5	@SAS	10/27/25	5	@SAS	10/27/25	
FTM	6	SAC	04/01/26	6	SAC	04/01/26	
FTA	8	@MEM (2X)	04/03/26	8	@MEM (2X)	04/03/26	
OR	9	@MIA	12/23/25	9	@MIA	12/23/25	
DR	9	@CHA	01/07/26	9	@CHA	01/07/26	
REB	15	PHI (2X)	01/11/26	15	PHI (2X)	01/11/26	
AST	7	ATL	01/05/26	7	ATL	01/05/26	
STL	3	@ORL (7X)	01/30/26	3	@ORL (7X)	01/30/26	
BLK	5	@UTA	03/23/26	5	@UTA	03/23/26	
MIN	42	PHI	01/11/26	42	PHI	01/11/26	

#23 JAMAL SHEAD

SEASON HIGHS				CAREER HIGHS			
PTS	22	PHI	01/11/26	22	PHI	01/11/26	
FGM	8	ORL	12/29/25	8	ORL	12/29/25	
FGA	15	PHI (3X)	01/11/26	16	CHA	03/28/25	
3FGM	4	NYK	12/09/25	4	NYK	12/09/25	
3FGA	11	NYK	12/09/25	11	NYK	12/09/25	
FTM	9	BKN	11/23/25	9	BKN	11/23/25	
FTA	11	BKN	11/23/25	11	BKN	11/23/25	
OR	3	CHA	12/05/25	3	CHA (2X)	12/05/25	
DR	5	@CLE	10/31/25	6	HOU	12/22/24	
REB	7	@CLE	10/31/25	7	@CLE	10/31/25	
AST	14	@UTA	03/23/26	14	@UTA	03/23/26	
STL	5	POR	12/02/25	5	POR	12/02/25	
BLK	2	CHI	02/05/26	2	CHI (2X)	02/05/26	
MIN	39	LAC	01/16/26	39	LAC	01/16/26	

#9 RJ BARRETT

SEASON HIGHS				CAREER HIGHS			
PTS	31	DAL	03/08/26	46	MIA^	02/25/22	
FGM	13	DAL	03/08/26	15	MIA	12/01/24	
FGA	25	@CHA	01/07/26	28	@LAL^	02/05/22	
3FGM	4	@MEM (6X)	04/03/26	7	@SAS^	12/07/21	
3FGA	8	ATL (4X)	01/05/26	12	IND^	01/11/23	
FTM	9	MIA	04/09/26	14	MIA^	02/25/22	
FTA	12	MIL	11/04/25	22	MIA^	02/25/22	
OR	4	MIA	04/07/26	6	CHI^	10/28/19	
DR	8	OKC (3X)	02/24/26	14	@CHI^	11/21/21	
REB	9	@CLE	11/13/25	15	@CHI^ (2X)	11/21/21	
AST	7	@BOS	01/09/26	15	@BOS	11/16/24	
STL	3	ORL (2X)	03/29/26	6	@BKN^	10/25/19	
BLK	2	MIN (3X)	02/04/26	3	@MIA (3X)	12/12/24	
MIN	39	DET	03/15/26	50	@BOS^	03/05/23	

^ - New York

#3 BRANDON INGRAM

SEASON HIGHS				CAREER HIGHS			
PTS	38	MIA	04/09/26	49	UTA^	01/16/20	
FGM	15	CLE	11/24/25	18	@POR^	03/01/23	
FGA	30	CLE	11/24/25	31	IND^	01/04/21	
3FGM	5	PHX (6X)	03/13/26	8	TOR^	02/05/24	
3FGA	11	CLE	11/24/25	12	BOS^ (2X)	02/21/21	
FTM	12	WAS	11/21/25	16	UTA^	01/16/20	
FTA	13	WAS	11/21/25	20	UTA^	01/16/20	
OR	5	PHI	01/12/26	5	PHI	01/12/26	
DR	10	SAS	02/25/26	14	@HOU^	10/26/19	
REB	11	SAS	02/25/26	15	@HOU^	10/26/19	
AST	7	MIA (5X)	04/09/26	13	MEM^ (2X)	04/05/23	
STL	4	@NOP	03/11/26	4	@NOP (5X)	03/11/26	
BLK	3	@PHX (3X)	03/22/26	4	POR^ (3X)	03/16/24	
MIN	41	LAC	01/16/26	46	MEM^	04/05/23	

^ - New Orleans

#54 SANDRO MAMUKELASHVILI

SEASON HIGHS				CAREER HIGHS			
PTS	24	BOS	12/20/25	34	NYK^	03/19/25	
FGM	9	@UTA (3X)	03/23/26	13	NYK^	03/19/25	
FGA	15	@POR (2X)	01/23/26	18	@CLE^	04/10/22	
3FGM	6	BOS	12/20/25	7	NYK^	03/19/25	
3FGA	9	BOS (2X)	12/20/25	9	BOS (3X)	12/20/25	
FTM	6	@ORL (2X)	01/30/26	6	@ORL (4X)	01/30/26	
FTA	8	@OKC	01/25/26	8	@OKC	01/25/26	
OR	5	WAS	11/21/25	8	MEM^	03/17/23	
DR	10	@GSW	01/20/26	12	@MEM^	04/09/24	
REB	12	@GSW (2X)	01/20/26	16	@MEM^	04/09/24	
AST	8	ATL	01/03/26	8	ATL	01/03/26	
STL	5	@UTA	03/23/26	5	@UTA	03/23/26	
BLK	3	NYK (2X)	01/28/26	3	NYK (2X)	01/28/26	
MIN	37	LAL	12/04/25	43	@CLE^	04/10/22	

^ - San Antonio, * - Milwaukee

#19 JAKOB POELTL

SEASON HIGHS				CAREER HIGHS			
PTS	23	@DEN	03/20/26	35	@BOS	11/16/24	
FGM	10	@DEN	03/20/26	16	@BOS	11/16/24	
FGA	14	@DEN	03/20/26	20	DET	11/15/24	
3FGM	1			1	@POR (3X)	03/16/25	
3FGA	6	SAC (3X)	04/01/26	1	@POR (7X)	03/16/25	
FTM	6	SAC (3X)	04/01/26	13	@IND^	10/21/22	
FTA	14	@IND	11/15/25	21	@IND^	10/21/22	
OR	9	DET	03/15/26	11	@GSW	10/25/17	
DR	10	CLE	11/24/25	14	@MIN^	04/07/22	
REB	18	DET	03/15/26	19	@CLE (2X)	11/24/24	
AST	9	@CHA	11/29/25	9	@CHA (2X)	11/29/25	
STL	3	@WAS	02/28/26	4	DAL (2X)	02/28/24	
BLK	3	@NOP (2X)	03/11/26	6	HOU (3X)	02/09/24	
MIN	36	DET	03/15/26	44	ATL^	04/01/21	

^ - San Antonio

#17 GARRETT TEMPLE

SEASON HIGHS				CAREER HIGHS			
PTS	5	@PHX (3X)	03/22/26	34	@ORL#	01/23/18	
FGM	1	BKN (4X)	04/12/26	14	@ORL#	01/23/18	
FGA	3	@CHI	03/18/26	19	ATL& (2X)	12/21/19	
3FGM	1	BKN (3X)	04/12/26	6	@ATL& (3X)	12/04/19	
3FGA	2	@CHI	03/18/26	14	@TOR&	12/14/19	
FTM	3	DAL	03/08/26	7	BOS*	01/16/16	
FTA	4	DAL	03/08/26	9	@MIA^	04/08/11	
OR	1	DAL	03/08/26	5	LAC#	01/06/17	
DR	1	BKN (8X)	04/12/26	11	@CHA&	02/22/20	
REB	1	BKN (9X)	04/12/26	11	@CHA&	02/22/20	
AST	2	@PHX (2X)	03/22/26	11	BKN*	01/04/13	
STL	2	CHA	12/05/25	5	DEN! (2X)	01/28/22	
BLK	1	@PHX (2X)	03/22/26	3	@NOP\$ (4X)	01/07/19	
MIN	8	@PHX (3X)	03/22/26	47	BKN*	01/04/13	

^ - CHA, * - WAS, # - SAC, \$ - MEM, ! - NOP

#77 JAMISON BATTLE

SEASON HIGHS				CAREER HIGHS			
PTS	20	@CLE	10/31/25	25	@SAS	04/13/25	
FGM	7	@CLE	10/31/25	9	@SAS (2X)	04/13/25	
FGA	9	@UTA	03/23/26	19	@SAS	04/13/25	
3FGM	6	@CLE	10/31/25	7	@SAS	04/13/25	
3FGA	7	@UTA	03/23/26	15	@SAS	04/13/25	
FTM	3	CLE	11/24/25	3	CLE	11/24/25	
FTA	3	PHI (2X)	01/11/26	4	PHI	10/25/24	
OR	2	@LAC (2X)	03/25/26	4	WAS	03/08/25	
DR	4	@UTA (2X)	03/23/26	8	@SAS (2X)	04/13/25	
REB	5	@LAC (2X)	03/25/26	10	@BKN	03/26/25	
AST	3	@GSW	01/20/26	4	@CHI	04/01/25	
STL	2	@MIA	12/23/25	2	@MIA (5X)	12/23/25	
BLK	1	NOP (3X)	03				

QUARTER STATISTICS



DATE	OPP	W/L	SCORE		1ST Q		2ND Q		3RD Q		4TH Q		1ST OT		2ND OT		1ST H		2ND H	
			TOR	OPP +/-	TOR	OPP +/-	TOR	OPP +/-	TOR	OPP +/-	TOR	OPP +/-	TOR	OPP +/-	TOR	OPP +/-	TOR	OPP +/-	TOR	OPP +/-
OCT.22	@ATL	W	138	118 20	36	34 2	29	25 4	45	28 17	28	31 -3					65	59 6	73	59 14
OCT.24	MIL	L	116	122 -6	19	27 -8	35	25 10	32	34 -2	30	36 -6					54	52 2	62	70 -8
OCT.26	@DAL	L	129	139 -10	32	32	34	32 2	25	39 -14	38	36 2					66	64 2	63	75 -12
OCT.27	@SAS	L	103	121 -18	29	41 -12	21	28 -7	28	26 2	25	26 -1					50	69 -19	53	52 1
OCT.29	HOU	L	121	139 -18	30	39 -9	33	31 2	28	36 -8	30	33 -3					63	70 -7	58	69 -11
OCT.31	@CLE	W	112	101 11	30	22 8	18	21 -3	33	34 -1	31	24 7					48	43 5	64	58 6
NOV.2	MEM	W	117	104 13	26	23 3	27	24 3	31	24 7	33	33					53	47 6	64	57 7
NOV.4	MIL	W	128	100 28	39	29 10	34	25 9	32	26 6	23	20 3					73	54 19	55	46 9
NOV.7	@ATL	W	109	97 12	26	26	18	27 -9	29	24 5	36	20 16					44	53 -9	65	44 21
NOV.8	@PHI	L	120	130 -10	43	33 10	20	35 -15	34	33 1	23	29 -6					63	68 -5	57	62 -5
NOV.11	@BKN	W	119	109 10	28	30 -2	32	22 10	29	29	30	28 2					60	52 8	59	57 2
NOV.13	@CLE	W	126	113 13	29	30 -1	38	24 14	23	31 -8	36	28 8					67	54 13	59	59
NOV.15	@IND	W	129	111 18	32	29 3	30	24 6	39	32 7	28	26 2					62	53 9	67	58 9
NOV.17	CHA	W	110	108 2	28	24 4	29	28 1	28	31 -3	25	25					57	52 5	53	56 -3
NOV.19	@PHI	W	121	112 9	33	28 5	20	28 -8	44	26 18	24	30 -6					53	56 -3	68	56 12
NOV.21	WAS	W	140	110 30	31	20 11	26	27 -1	48	30 18	35	33 2					57	47 10	83	63 20
NOV.23	BKN	W	119	109 10	34	28 6	31	30 1	22	24 -2	32	27 5					65	58 7	54	51 3
NOV.24	CLE	W	110	99 11	29	32 -3	28	22 6	31	22 9	22	23 -1					57	54 3	53	45 8
NOV.26	IND	W	97	95 2	21	25 -4	29	24 5	26	21 5	21	25 -4					50	49 1	47	46 1
NOV.29	@CHA	L	111	118 -7	34	21 13	24	31 -7	29	28 1	17	24 -7	7	14 -7			58	52 6	46	52 -6
NOV.30	@NYK	L	94	116 -22	22	41 -19	30	18 12	25	34 -9	17	23 -6					52	59 -7	42	57 -15
DEC.2	POR	W	121	118 3	37	39 -2	28	20 8	32	23 9	24	36 -12					65	59 6	56	59 -3
DEC.4	LAL	L	120	123 -3	26	31 -5	32	36 -4	40	33 7	22	23 -1					58	67 -9	62	56 6
DEC.5	CHA	L	86	111 -25	24	18 6	18	35 -17	28	25 3	16	33 -17					42	53 -11	44	58 -14
DEC.7	BOS	L	113	121 -8	26	34 -8	33	43 -10	32	20 12	22	24 -2					59	77 -18	54	44 10
DEC.9	NYK	L	101	117 -16	39	35 4	13	34 -21	27	25 2	22	23 -1					52	69 -17	49	48 1
DEC.15	@MIA	W	106	96 10	23	22 1	23	30 -7	28	25 3	32	19 13					46	52 -6	60	44 16
DEC.18	@MIL	W	111	105 6	31	25 6	26	28 -2	26	23 3	28	29 -1					57	53 4	54	52 2
DEC.20	BOS	L	96	112 -16	20	32 -12	31	17 14	29	34 -5	16	29 -13					51	49 2	45	63 -18
DEC.21	@BKN	L	81	96 -15	18	24 -6	21	25 -4	26	18 8	16	29 -13					39	49 -10	42	47 -5
DEC.23	@MIA	W	112	91 21	21	16 5	30	28 2	31	23 8	30	24 6					51	44 7	61	47 14
DEC.26	@WAS	L	117	138 -21	32	35 -3	30	38 -8	38	29 9	17	36 -19					62	73 -11	55	65 -10
DEC.28	GSW	W	141	127 14	33	29 4	32	35 -3	31	36 -5	26	22 4	19	5 +14			65	64 1	57	58 -1
DEC.29	ORL	W	107	106 1	18	29 -11	36	36	30	29 1	23	12 11					54	65 -11	53	41 12
DEC.31	DEN	L	103	106 -3	23	32 -9	31	31	25	22 3	24	21 3					54	63 -9	49	43 6
JAN.3	ATL	W	134	117 17	35	29 6	42	41 1	30	36 -6	27	11 16					77	70 7	57	47 10
JAN.5	ATL	W	118	100 18	31	26 5	30	23 7	25	24 1	32	27 5					61	49 12	57	51 6
JAN.7	@CHA	W	97	96 1	25	22 3	20	28 -8	21	22 -1	31	24 7					45	50 -5	52	46 6
JAN.9	@BOS	L	117	125 -8	30	37 -7	30	31 -1	26	29 -3	31	28 3					60	68 -8	57	57
JAN.11	PHI	W	116	115 1	22	25 -3	36	23 13	18	36 -18	31	23 8	9	8 1			58	48 10	49	59 -10
JAN.12	PHI	L	102	115 -13	28	45 -17	23	35 -12	26	19 7	25	16 9					51	80 -29	51	35 16
JAN.14	@IND	W	115	101 14	39	18 21	28	30 -2	27	30 -3	21	23 -2					67	48 19	48	53 -5
JAN.16	LAC	L	117	121 -4	32	24 8	29	28 1	28	26 2	20	31 -11	8	12 -4			61	52 9	48	57 -9
JAN.18	@LAL	L	93	110 -17	30	23 7	24	32 -8	26	32 -6	13	23 -10					54	55 -1	39	55 -16
JAN.20	@GSWW		145	127 18	41	28 13	29	22 7	38	44 -6	37	33 4					70	50 20	75	77 -2
JAN.21	@SAC	W	122	109 13	26	30 -4	26	31 -5	43	21 22	27	27					52	61 -9	70	48 22
JAN.23	@POR	W	110	98 12	19	12 7	31	31	26	31 -5	34	24 10					50	43 7	60	55 5
JAN.25	@OKC	W	103	101 2	25	30 -5	29	20 9	25	31 -6	24	20 4					54	50 4	49	51 -2



QUARTER STATISTICS

DATE	OPP	W/L	SCORE		1ST Q		2ND Q		3RD Q		4TH Q		1ST OT		2ND OT		1ST H		2ND H	
			TOR	OPP +/-	TOR	OPP +/-	TOR	OPP +/-	TOR	OPP +/-	TOR	OPP +/-	TOR	OPP +/-	TOR	OPP +/-	TOR	OPP +/-	TOR	OPP +/-
JAN.28	NYK	L	92	119 -27	28	18 10	23	29 -6	19	35 -16	22	37 -15					51	47 4	41	72 -31
JAN.30	@ORL	L	120	130 -10	28	29 -1	29	21 8	42	36 6	21	44 -23					57	50 7	63	80 -17
FEB.1	UTA	W	107	100 7	28	23 5	23	33 -10	35	28 7	21	16 5					51	56 -5	56	44 12
FEB.4	MIN	L	126	128 -2	35	32 3	37	27 10	32	35 -3	22	34 -12					72	59 13	54	69 -15
FEB.5	CHI	W	123	107 16	33	25 8	32	33 -1	35	30 5	23	19 4					65	58 7	58	49 9
FEB.8	IND	W	122	104 18	21	20 1	25	28 -3	44	26 18	32	30 2					46	48 -2	76	56 20
FEB.11	DET	L	95	113 -18	19	29 -10	33	38 -5	22	27 -5	21	19 2					52	67 -15	43	46 -3
FEB.19	@CHI	W	110	101 9	25	23 2	28	22 6	34	33 1	23	23					53	45 8	57	56 1
FEB.22	@MIL	W	122	94 28	22	27 -5	38	24 14	32	22 10	30	21 9					60	51 9	62	43 19
FEB.24	OKC	L	107	116 -9	32	25 7	19	35 -16	29	38 -9	27	18 9					51	60 -9	56	56
FEB.25	SAS	L	107	110 -3	29	30 -1	30	27 3	31	21 10	17	32 -15					59	57 2	48	53 -5
FEB.28	@WAS	W	134	125 9	25	33 -8	36	31 5	37	28 9	36	33 3					61	64 -3	73	61 12
MAR.3	NYK	L	95	111 -16	31	32 -1	27	36 -9	24	19 5	13	24 -11					58	68 -10	37	43 -6
MAR.5	@MIN	L	107	115 -8	27	31 -4	27	24 3	22	35 -13	31	25 6					54	55 -1	53	60 -7
MAR.8	DAL	W	122	92 30	36	29 7	21	15 6	31	22 9	34	26 8					57	44 13	65	48 17
MAR.10	@HOU	L	99	113 -14	29	29	20	29 -9	34	28 6	16	27 -11					49	58 -9	50	55 -5
MAR.11	@NOP	L	111	122 -11	30	29 1	28	31 -3	25	33 -8	28	29 -1					58	60 -2	53	62 -9
MAR.13	PHX	W	122	115 7	30	28 2	29	34 -5	27	30 -3	36	23 13					59	62 -3	63	53 10
MAR.15	DET	W	119	108 11	33	32 1	26	32 -6	34	17 17	26	27 -1					59	64 -5	60	44 16
MAR.18	@CHI	W	139	109 30	32	17 15	40	28 12	36	31 5	31	33 -2					72	45 27	67	64 3
MAR.20	@DEN	L	115	121 -6	30	27 3	23	30 -7	41	28 13	21	36 -15					53	57 -4	62	64 -2
MAR.22	@PHX	L	98	120 -22	20	34 -14	28	32 -4	21	31 -10	29	23 6					48	66 -18	50	54 -4
MAR.23	@UTA	W	143	127 16	31	25 6	37	33 4	49	30 19	26	39 -13					68	58 10	75	69 6
MAR.25	@LAC	L	94	119 -25	22	36 -14	23	23	27	32 -5	22	28 -6					45	59 -14	49	60 -11
MAR.27	NOP	W	119	106 13	29	25 4	30	19 11	31	31	29	31 -2					59	44 15	60	62 -2
MAR.29	ORL	W	139	87 52	38	20 18	32	23 9	43	25 18	26	19 7					70	43 27	69	44 25
MAR.31	@DET	L	116	127 -11	20	26 -6	34	33 1	27	41 -14	35	27 8					54	59 -5	62	68 -6
APR.1	SAC	L	115	123 -8	22	27 -5	34	34	25	29 -4	34	33 1					56	61 -5	59	62 -3
APR.3	@MEM	W	128	96 32	26	21 5	33	20 13	37	31 6	32	24 8					59	41 18	69	55 14
APR.5	@BOS	L	101	115 -14	26	26	20	28 -8	31	26 5	24	35 -11					46	54 -8	55	61 -6
APR.7	MIA	W	121	95 26	32	27 5	32	24 8	30	25 5	27	19 8					64	51 13	57	44 13
APR.9	MIA	W	128	114 14	32	26 6	37	24 13	33	40 -7	26	24 2					69	50 19	59	64 -5
APR.10	@NYK	L	95	112 -17	21	22 -1	15	29 -14	28	28	31	33 -2					36	51 -15	59	61 -2
APR.12	BKN	W	136	101 35	32	27 5	38	34 4	30	23 7	36	17 19					70	61 9	66	40 26
SEASONTOTALS			9400	9168 232	2339	2274 65	2334	2325 9	2521	2352 169	2163	2178 -15	43	39 4			4673	4599 74	4684	4530 154
SEASON AVERAGES			114.6	111.8	28.5	27.7	28.5	28.4	30.7	28.7	26.4	26.6	10.8	9.8			57.0	56.1	57.1	55.2
SEASON HIGHS			145	139 52	43	45 21	42	43 14	49	44 22	38	44 19	19	14			77	80 27	83	80 26
SEASON LOWS			81	87 -27	18	12 -19	13	15 -21	18	17 -18	13	11 -23	7	5			36	41 -29	37	35 -31

TORONTO GAME-BY-GAME STATISTICS



DATE	OPP	RESULT	W-L	STA	BEN	ITP	SCP	FBP	FG-FGA	FG%	3P-3PA	3P%	FT-FTA	FT%	OR	DR	TOT	A	PF	ST	TO	BS
OCT.22	@ATL	W	1-0	90	48	86	19	34	54-95	.568	6-25	.240	24-29	.828	12	42	54	36	31	10	19	4
OCT.24	MIL	L	1-1	91	25	54	10	18	42-85	.494	11-27	.407	21-32	.656	10	31	41	25	21	10	16	4
OCT.26	@DAL	L	1-2	89	40	58	11	21	49-100	.490	13-33	.394	18-24	.750	14	29	43	33	28	10	16	1
OCT.27	@SAS	L	1-3	64	39	44	6	14	37-79	.468	12-32	.375	17-23	.739	1	19	20	29	23	9	15	4
OCT.29	HOU	L	1-4	98	23	36	11	7	43-85	.506	21-40	.525	14-19	.737	4	18	22	29	26	6	10	2
OCT.31	@CLE	W	2-4	64	48	44	18	12	40-82	.488	13-30	.433	19-24	.792	10	38	48	27	18	9	18	4
NOV.2	MEM	W	3-4	96	21	58	22	25	45-89	.506	11-37	.297	16-20	.800	15	34	49	32	23	5	16	7
NOV.4	MIL	W	4-4	82	46	42	15	27	44-91	.484	17-38	.447	23-29	.793	10	40	50	33	23	8	10	6
NOV.7	@ATL	W	5-4	83	26	44	14	21	37-91	.407	12-38	.316	23-25	.920	13	35	48	23	21	11	13	6
NOV.8	@PHI	L	5-5	83	37	38	15	36	41-90	.456	16-38	.421	22-28	.786	10	28	38	29	25	7	11	5
NOV.11	@BKN	W	6-5	89	30	68	14	13	45-91	.495	9-35	.257	20-25	.800	13	37	50	31	23	5	9	4
NOV.13	@CLE	W	7-5	93	33	60	14	28	49-88	.557	12-31	.387	16-17	.941	11	32	43	37	20	6	14	7
NOV.15	@IND	W	8-5	89	40	78	19	33	48-87	.552	7-30	.233	26-42	.619	8	38	46	29	20	13	14	3
NOV.17	CHA	W	9-5	87	23	58	15	21	44-88	.500	10-25	.400	12-16	.750	8	35	43	25	21	8	17	7
NOV.19	@PHI	W	10-5	97	24	56	7	15	45-84	.536	11-29	.379	20-24	.833	8	23	31	33	19	12	15	2
NOV.21	WAS	W	11-5	91	49	60	16	17	48-83	.578	14-28	.500	30-39	.769	13	35	48	36	20	13	15	4
NOV.23	BKN	W	12-5	72	47	44	15	13	39-84	.464	15-30	.500	26-29	.897	6	26	32	30	22	12	9	4
NOV.24	CLE	W	13-5	78	32	48	7	22	44-90	.489	10-36	.278	12-18	.667	10	41	51	28	14	8	16	1
NOV.26	IND	W	14-5	73	24	46	15	9	35-90	.389	5-26	.192	22-27	.815	12	36	48	18	19	9	13	4
NOV.29	@CHA	L	14-6	87	24	58	22	13	44-99	.444	9-29	.310	14-17	.824	17	35	52	34	26	6	16	3
NOV.30	@NYK	L	14-7	62	32	48	9	25	37-88	.420	11-37	.297	9-17	.529	14	26	40	27	15	9	18	6
DEC.2	POR	W	15-7	86	35	64	13	25	48-90	.533	11-30	.367	14-21	.667	10	33	43	33	28	10	18	3
DEC.4	LAL	L	15-8	86	34	46	19	21	44-89	.494	15-37	.405	17-21	.810	14	27	41	39	20	9	15	8
DEC.5	CHA	L	15-9	58	28	50	6	20	34-92	.370	9-29	.310	9-13	.692	12	29	41	19	25	12	20	4
DEC.7	BOS	L	15-10	69	44	56	4	19	43-88	.489	9-22	.409	18-21	.857	11	31	42	22	18	5	13	3
DEC.9	NYK	L	15-11	75	26	44	21	19	39-90	.433	11-38	.289	12-18	.667	12	25	37	28	22	9	14	4
DEC.15	@MIA	W	16-11	73	33	44	16	9	42-88	.477	16-40	.400	6-9	.667	11	34	45	33	20	9	21	7
DEC.18	@MIL	W	17-11	90	21	44	12	19	42-84	.500	13-35	.371	14-21	.667	12	33	45	31	20	9	17	2
DEC.20	BOS	L	17-12	69	27	32	17	10	36-87	.414	16-47	.340	8-11	.727	9	28	37	30	18	2	12	7
DEC.21	@BKN	L	17-13	51	30	40	1	12	32-86	.372	10-36	.278	7-8	.875	9	30	39	23	19	6	15	5
DEC.23	@MIA	W	18-13	76	36	50	18	17	41-86	.477	14-38	.368	16-18	.889	15	35	50	29	19	12	17	5
DEC.26	@WAS	L	18-14	89	28	44	10	10	40-91	.440	12-36	.333	25-27	.926	8	25	33	26	16	10	11	5
DEC.28	GSW	W	19-14	98	43	70	29	19	56-110	.509	13-42	.310	16-18	.889	18	37	55	40	26	10	15	2
DEC.29	ORL	W	20-14	57	50	58	18	30	39-99	.394	8-34	.235	21-29	.724	21	37	58	22	22	6	6	7
DEC.31	DEN	L	20-15	91	12	46	16	20	37-100	.370	12-45	.267	17-21	.810	17	33	50	27	25	6	8	4
JAN.3	ATL	W	21-15	99	35	60	12	19	49-92	.533	12-31	.387	24-26	.923	10	38	48	28	20	10	14	8
JAN.5	ATL	W	22-15	87	31	64	8	29	47-90	.522	12-37	.324	12-19	.632	7	39	46	34	16	10	15	5
JAN.7	@CHA	W	23-15	76	21	60	18	14	38-92	.413	7-34	.206	14-19	.737	15	27	42	18	19	6	6	4
JAN.9	@BOS	L	23-16	77	40	50	8	17	45-92	.489	18-47	.383	9-10	.900	9	22	31	39	18	7	7	6
JAN.11	PHI	W	24-16	92	24	68	29	17	41-103	.398	5-32	.156	29-39	.744	18	30	48	29	28	14	15	6
JAN.12	PHI	L	24-17	65	37	54	19	15	37-92	.402	6-37	.162	22-25	.880	15	23	38	29	19	7	9	2
JAN.14	@IND	W	25-17	78	37	48	14	20	44-89	.494	10-28	.357	17-26	.654	11	38	49	30	23	4	12	5
JAN.16	LAC	L	25-18	84	33	48	15	23	42-87	.483	11-33	.333	22-26	.846	12	24	36	30	21	4	18	5

** ITP= In the Paint, SCP= Second Chance Points, FBP= Fast Break Points**



TORONTO GAME-BY-GAME STATISTICS

DATE	OPP	RESULT	W-L	STA	BEN	ITP	SCP	FBP	FG-FGA	FG%	3P-3PA	3P%	FT-FTA	FT%	OR	DR	TOT	A	PF	ST	TO	BS
JAN.18	@LAL	L	25-19	61	32	48	12	14	38-91	.418	7-32	.219	10-15	.667	10	33	43	30	15	7	10	5
JAN.20	@GSW	W	26-19	108	37	46	18	23	51-86	.593	21-34	.618	22-22	1.000	9	28	37	42	22	7	17	3
JAN.21	@SAC	W	27-19	101	21	54	13	22	43-94	.457	13-33	.394	23-25	.920	15	32	47	30	19	11	11	3
JAN.23	@POR	W	28-19	87	23	64	19	16	45-85	.529	9-29	.310	11-17	.647	10	36	46	28	17	7	16	9
JAN.25	@OKC	W	29-19	70	33	44	13	20	37-86	.430	12-34	.353	17-26	.654	12	39	51	28	22	10	11	6
JAN.28	NYK	L	29-20	69	23	38	14	16	30-79	.380	7-26	.269	25-29	.862	12	31	43	20	19	9	20	8
JAN.30	@ORL	L	29-21	95	25	56	11	25	44-84	.524	7-28	.250	25-32	.781	7	31	38	33	24	8	14	6
FEB.1	UTA	W	30-21	75	32	36	8	19	35-84	.417	12-35	.343	25-30	.833	13	29	42	22	23	11	19	8
FEB.4	MIN	L	30-22	96	30	52	18	17	47-89	.528	15-31	.484	17-24	.708	9	32	41	31	21	6	13	7
FEB.5	CHI	W	31-22	99	24	60	20	17	49-87	.563	14-34	.412	11-13	.846	8	27	35	35	11	10	12	7
FEB.8	IND	W	32-22	73	49	64	21	34	45-95	.474	11-30	.367	21-30	.700	17	37	54	29	19	12	13	8
FEB.11	DET	L	32-23	73	22	34	14	11	32-75	.427	10-32	.313	21-23	.913	11	24	35	22	20	7	17	6
FEB.19	@CHI	W	33-23	83	27	50	14	24	38-90	.422	7-23	.304	27-31	.871	11	35	46	23	20	14	14	3
FEB.22	@MIL	W	34-23	76	46	46	21	15	44-94	.468	16-46	.348	18-23	.783	14	31	45	34	19	11	8	3
FEB.24	OKC	L	34-24	72	35	38	14	6	41-88	.466	18-38	.474	7-12	.583	7	27	34	30	22	10	16	8
FEB.25	SAS	L	34-25	71	36	48	7	16	38-90	.422	8-23	.348	23-27	.852	12	38	50	17	20	6	13	4
FEB.28	@WAS	W	35-25	108	26	68	10	18	51-85	.600	9-22	.409	23-27	.852	8	27	35	31	22	7	10	3
MAR.3	NYK	L	35-26	87	8	42	4	13	35-77	.455	8-28	.286	17-19	.895	5	23	28	24	15	8	15	3
MAR.5	@MIN	L	35-27	82	25	52	10	14	41-83	.494	9-21	.429	16-24	.667	11	29	40	22	19	6	14	5
MAR.8	DAL	W	36-27	85	37	64	15	21	48-95	.505	10-36	.278	16-22	.727	8	34	42	39	19	11	8	4
MAR.10	@HOU	L	36-28	78	21	36	5	14	34-78	.436	9-36	.250	22-28	.786	7	23	30	21	23	10	13	4
MAR.11	@NOP	L	36-29	80	31	42	18	26	39-94	.415	14-44	.318	19-25	.760	14	29	43	20	17	13	11	5
MAR.13	PHX	W	37-29	95	27	60	14	14	46-86	.535	14-27	.519	16-20	.800	8	36	44	25	27	6	12	3
MAR.15	DET	W	38-29	102	17	56	30	10	44-91	.484	8-28	.286	23-30	.767	20	28	48	25	20	9	13	5
MAR.18	@CHI	W	39-29	86	53	60	16	14	48-84	.571	14-33	.424	29-33	.879	6	37	43	33	23	6	18	3
MAR.20	@DEN	L	39-30	90	25	50	8	18	44-86	.512	10-31	.323	17-23	.739	11	29	40	32	24	8	10	4
MAR.22	@PHX	L	39-31	47	51	48	7	15	37-75	.493	9-28	.321	15-22	.682	7	23	30	28	18	9	20	9
MAR.23	@UTA	W	40-31	98	45	60	4	25	54-88	.614	20-37	.541	15-28	.536	6	29	35	49	30	12	17	10
MAR.25	@LAC	L	40-32	57	37	56	14	12	40-96	.417	10-29	.345	4-11	.364	15	31	46	28	20	8	11	4
MAR.27	NOP	W	41-32	90	29	60	17	17	48-93	.516	10-28	.357	13-18	.722	13	33	46	36	24	8	14	8
MAR.29	ORL	W	42-32	81	58	82	11	39	54-94	.574	13-29	.448	18-22	.818	7	37	44	41	18	20	11	3
MAR.31	@DET	L	42-33	67	49	60	11	14	43-89	.483	10-29	.345	20-31	.645	14	21	35	33	22	13	14	3
APR.1	SAC	L	42-34	76	39	62	10	26	42-77	.545	9-23	.391	22-32	.688	5	27	32	33	21	9	11	5
APR.3	@MEM	W	43-34	67	61	70	16	21	44-84	.524	9-24	.375	31-41	.756	17	34	51	31	21	10	16	6
APR.5	@BOS	L	43-35	70	31	58	9	16	40-84	.476	8-20	.400	13-18	.722	6	25	31	31	16	6	15	4
APR.7	MIA	W	44-35	84	37	70	23	18	49-99	.495	12-28	.429	11-16	.688	15	41	56	34	19	9	12	5
APR.9	MIA	W	45-35	90	38	48	22	12	44-86	.512	13-30	.433	27-34	.794	10	30	40	24	15	9	6	2
APR.10	@NYK	L	45-36	55	40	40	8	9	36-73	.493	10-25	.400	13-20	.650	7	25	32	24	24	7	18	0
APR.12	BKN	W	46-36	84	52	72	7	40	51-80	.637	12-27	.444	22-29	.759	3	40	43	36	20	9	10	8
SEASONTOTALS				6652	2748	4362	1143	1549	3495-7250	.482	932-2633	.354	1478-1922	.769	895	2557	3452	2417	1710	722	1121	395
SEASON AVERAGES				81.1	33.5	53.2	13.9	18.9	42.6	88.4	11.4	32.1	18.0	23.4	10.9	31.2	42.1	29.5	20.9	8.8	13.7	4.8
SEASON HIGHS				108	61	86	30	40	56-110	.637	21-47	.618	31-42	1.000	21	42	58	49	31	20	21	10
SEASON LOWS				47	8	32	1	6	30-73	.370	5-20	.156	4-8	.364	1	18	20	17	11	2	6	0

** ITP= In the Paint, SCP= Second Chance Points, FBP= Fast Break Points**

OPPONENT GAME-BY-GAME STATISTICS



DATE	OPP	RESULT	W-L	STA	BEN	ITP	SCP	FBP	FG-FGA	FG%	3P-3PA	3P%	FT-FTA	FT%	OR	DR	TOT	A	PF	ST	TO	BS
OCT.22	@ATL	W	1-0	84	34	56	16	11	38-90	.422	10-35	.286	32-37	.865	8	26	34	25	24	7	16	6
OCT.24	MIL	L	1-1	77	45	54	17	10	47-90	.522	14-40	.350	14-25	.560	14	37	51	25	24	9	19	5
OCT.26	@DAL	L	1-2	78	61	70	12	22	50-85	.588	10-26	.385	29-39	.744	12	37	49	32	26	12	20	7
OCT.27	@SAS	L	1-3	88	33	40	13	9	39-67	.582	13-27	.481	30-36	.833	7	37	44	29	17	11	21	3
OCT.29	HOU	L	1-4	102	37	66	23	27	50-87	.575	13-30	.433	26-34	.765	17	36	53	31	16	9	17	8
OCT.31	@CLE	W	2-4	86	15	40	17	11	36-90	.400	14-46	.304	15-23	.652	15	27	42	24	15	10	14	10
NOV.2	MEM	W	3-4	57	47	54	15	38-87	.437	11-35	.314	17-20	.850	11	30	41	24	18	6	13	0	
NOV.4	MIL	W	4-4	58	42	46	9	11	37-86	.430	11-38	.289	15-21	.714	9	32	41	26	26	5	15	4
NOV.7	@ATL	W	5-4	81	16	42	21	11	33-96	.344	9-38	.237	22-23	.957	19	35	54	24	19	8	19	7
NOV.8	@PHI	L	5-5	110	20	64	22	15	49-96	.510	10-35	.286	22-28	.786	15	39	54	31	22	4	14	9
NOV.11	@BKN	W	6-5	85	24	36	14	4	32-81	.395	14-41	.341	31-32	.969	7	29	36	24	20	7	13	5
NOV.13	@CLE	W	7-5	72	41	54	19	6	41-91	.451	10-41	.244	21-26	.808	14	23	37	26	20	7	12	6
NOV.15	@IND	W	8-5	72	39	38	13	18	37-87	.425	15-43	.349	22-27	.815	7	33	40	22	25	5	16	3
NOV.17	CHA	W	9-5	73	35	50	15	14	37-87	.425	10-40	.250	24-30	.800	14	34	48	19	14	11	16	9
NOV.19	@PHI	W	10-5	68	44	54	14	14	41-87	.471	14-35	.400	16-18	.889	16	25	41	24	20	11	21	6
NOV.21	WAS	W	11-5	40	70	44	19	17	39-86	.453	12-41	.293	20-24	.833	7	22	29	26	22	9	18	4
NOV.23	BKN	W	12-5	65	44	44	14	10	35-75	.467	12-34	.353	27-31	.871	10	30	40	23	20	5	19	7
NOV.24	CLE	W	13-5	60	39	42	8	21	36-87	.414	14-48	.292	13-13	1.000	4	33	37	27	13	11	12	4
NOV.26	IND	W	14-5	56	39	40	7	11	35-78	.449	11-33	.333	14-23	.609	3	40	43	20	22	7	18	7
NOV.29	@CHA	L	14-6	84	34	62	12	7	41-93	.441	10-39	.256	26-29	.897	12	27	39	24	19	10	9	5
NOV.30	@NYK	L	14-7	88	28	48	22	11	44-96	.458	16-45	.356	12-16	.750	25	36	61	27	15	9	18	3
DEC.2	POR	W	15-7	79	39	50	11	10	41-83	.494	15-40	.375	21-32	.656	9	30	39	23	21	7	15	7
DEC.4	LAL	L	15-8	86	37	58	16	11	44-88	.500	13-31	.419	22-26	.846	14	24	38	26	17	7	11	7
DEC.5	CHA	L	15-9	71	40	46	13	16	37-74	.500	13-36	.361	24-33	.727	6	41	47	26	20	14	24	6
DEC.7	BOS	L	15-10	92	29	42	17	16	44-92	.478	20-47	.426	13-14	.929	14	27	41	24	22	8	11	9
DEC.9	NYK	L	15-11	98	19	42	25	16	42-80	.525	16-35	.457	17-28	.607	14	34	48	19	19	9	14	7
DEC.15	@MIA	W	106-96	16-11	65	31	42	14	35-83	.422	9-31	.290	17-23	.739	11	34	45	20	14	12	19	7
DEC.18	@MIL	W	17-11	57	48	28	13	4	38-84	.452	15-37	.405	14-16	.875	9	29	38	25	19	10	16	2
DEC.20	BOS	L	17-12	68	44	54	23	10	44-95	.463	12-39	.308	12-15	.800	17	38	55	22	21	7	11	4
DEC.21	@BKN	L	17-13	76	20	32	5	15	35-75	.467	14-35	.400	12-16	.750	6	42	48	29	17	7	22	4
DEC.23	@MIA	W	18-13	48	43	42	8	13	33-82	.402	8-30	.267	17-20	.850	10	30	40	18	18	12	18	1
DEC.26	@WAS	L	18-14	86	52	62	11	21	54-91	.593	15-33	.455	15-18	.833	6	40	46	26	23	8	14	7
DEC.28	GSW	W	19-14	90	37	40	19	10	43-96	.448	16-44	.364	25-28	.893	14	28	42	25	20	9	21	9
DEC.29	ORL	W	20-14	87	19	42	15	6	37-91	.407	9-32	.281	23-27	.852	15	37	52	25	24	4	8	5
DEC.31	DEN	L	20-15	78	28	42	12	13	34-80	.425	10-34	.294	28-34	.824	9	38	47	17	18	5	11	5
JAN.3	ATL	W	21-15	93	24	46	15	21	42-91	.462	17-39	.436	16-19	.842	7	29	36	32	19	10	16	3
JAN.5	ATL	W	22-15	71	29	44	14	16	35-89	.393	12-34	.353	18-21	.857	8	38	46	28	21	11	15	1
JAN.7	@CHA	W	23-15	52	44	36	23	11	32-82	.390	14-38	.368	18-22	.818	16	34	50	19	19	3	18	6
JAN.9	@BOS	L	23-16	99	26	62	15	18	47-87	.540	14-28	.500	17-19	.895	9	31	40	28	12	3	10	5
JAN.11	PHI	W	24-16	81	34	54	16	10	41-90	.456	8-31	.258	25-31	.806	12	32	44	11	29	9	22	11
JAN.12	PHI	L	24-17	94	21	38	11	5	39-74	.527	16-36	.444	21-23	.913	5	31	36	22	24	4	16	2
JAN.14	@IND	W	25-17	63	38	34	14	5	33-86	.384	12-42	.286	23-31	.742	14	32	46	26	21	6	11	7
JAN.16	LAC	L	25-18	75	46	52	6	13	41-79	.519	13-36	.361	26-30	.867	6	30	36	25	19	12	16	3

** ITP= In the Paint, SCP= Second Chance Points, FBP= Fast Break Points**



OPPONENT GAME-BY-GAME STATISTICS

DATE	OPP	RESULT	W-L	STA	BEN	ITP	SCP	FBP	FG-FGA	FG%	3P-3PA	3P%	FT-FTA	FT%	OR	DR	TOT	A	PF	ST	TO	BS	
JAN.18	@LAL	L	25-19	84	26	44	8	15	41-85	.482	14-36	.389	14-17	.824	9	39	48	25	15	6	15	6	
JAN.20	@GSW	W	26-19	55	72	54	20	5	47-91	.516	16-43	.372	17-26	.654	14	22	36	28	20	7	19	1	
JAN.21	@SAC	W	27-19	70	39	56	17	12	41-88	.466	9-33	.273	18-22	.818	12	33	45	25	16	6	16	6	
JAN.23	@POR	W	28-19	74	24	46	15	7	39-98	.398	13-45	.289	7-10	.700	14	31	45	22	11	7	15	3	
JAN.25	@OKC	W	29-19	62	39	30	3	10	33-75	.440	11-43	.256	24-31	.774	5	32	37	21	17	5	11	5	
JAN.28	NYK	L	29-20	99	20	60	13	16	45-90	.500	14-38	.368	15-18	.833	13	35	48	32	21	12	18	5	
JAN.30	@ORL	L	29-21	114	16	42	7	15	40-78	.513	17-34	.500	33	37	.892	3	32	35	28	23	7	12	3
FEB.1	UTA	W	30-21	71	29	48	22	9	32-90	.356	8-36	.222	28-34	.824	18	38	56	20	21	10	24	6	
FEB.4	MIN	L	30-22	91	37	52	20	20	49-97	.505	16-39	.410	14-25	.560	13	33	46	26	20	8	10	5	
FEB.5	CHI	W	31-22	76	31	44	11	7	41-91	.451	18-49	.367	7-8	.875	13	25	38	28	13	9	17	4	
FEB.8	IND	W	32-22	54	50	46	6	9	40-89	.449	12-33	.364	12-14	.857	7	33	40	26	24	6	19	3	
FEB.11	DET	L	32-23	79	34	50	18	14	41-89	.461	14-34	.412	17-25	.680	17	30	47	24	21	10	16	8	
FEB.19	@CHI	W	33-23	54	47	46	9	19	36-86	.419	12-40	.300	17-21	.810	11	35	46	22	18	6	23	5	
FEB.22	@MIL	W	34-23	62	32	42	11	8	35-85	.412	9-32	.281	15-19	.789	13	33	46	18	16	4	19	4	
FEB.24	OKC	L	34-24	82	34	56	17	15	45-95	.474	16-40	.400	10-12	.833	12	37	49	26	19	10	19	5	
FEB.25	SAS	L	34-25	76	34	36	11	12	40-86	.465	17-39	.436	13-23	.565	6	34	40	28	20	11	13	5	
FEB.28	@WAS	W	35-25	61	64	56	14	5	47-88	.534	16-34	.471	15-21	.714	12	23	35	23	20	3	14	8	
MAR.3	NYK	L	35-26	85	26	52	12	17	46-81	.568	10-29	.345	9-12	.750	6	37	43	32	17	10	18	4	
MAR.5	@MIN	L	35-27	81	34	48	12	15	42-81	.519	13-31	.419	18-23	.783	6	35	41	24	22	10	13	5	
MAR.8	DAL	W	36-27	55	37	52	27	4	35-88	.398	5-30	.167	17-20	.850	13	34	47	22	20	5	19	7	
MAR.10	@HOU	L	36-28	97	16	50	22	14	41-82	.500	10-24	.417	21-27	.778	15	37	52	21	19	8	18	4	
MAR.11	@NOP	L	36-29	99	23	46	10	13	45-88	.511	14-29	.483	18-24	.750	10	39	49	27	16	10	16	5	
MAR.13	PHX	W	37-29	76	39	32	9	10	38-80	.475	18-42	.429	21-30	.700	6	28	34	20	21	5	12	6	
MAR.15	DET	W	38-29	79	29	50	15	17	41-85	.482	10-26	.385	16-24	.667	13	26	39	23	26	6	13	5	
MAR.18	@CHI	W	39-29	57	52	58	16	21	40-85	.471	9-31	.290	20-28	.714	9	27	36	24	24	13	19	2	
MAR.20	@DEN	L	39-30	86	35	52	16	12	44-81	.543	14-30	.467	19-25	.760	9	29	38	26	20	5	10	2	
MAR.22	@PHX	L	39-31	81	39	40	14	11	46-89	.517	18-40	.450	10-10	1.000	14	29	43	24	20	12	19	6	
MAR.23	@UTA	W	40-31	74	53	46	15	25	39-83	.470	13-36	.361	36-43	.837	9	30	39	25	19	9	18	6	
MAR.25	@LAC	L	40-32	67	52	42	10	16	42-82	.512	16-35	.457	19-24	.792	10	39	49	24	14	7	11	12	
MAR.27	NOP	W	41-32	60	46	62	25	10	39-93	.419	7-28	.250	21-25	.840	15	28	43	21	18	7	14	8	
MAR.29	ORL	W	42-32	55	32	38	9	7	31-82	.378	9-38	.237	16-19	.842	9	27	36	20	20	4	28	1	
MAR.31	@DET	L	42-33	88	39	54	7	12	44-73	.603	13-23	.565	26-30	.867	7	27	34	33	22	7	21	5	
APR.1	SAC	L	42-34	84	39	54	29	7	42-92	.457	12-33	.364	27-29	.931	19	29	48	24	22	7	14	3	
APR.3	@MEM	W	43-34	72	24	46	12	5	34-85	.400	11-42	.262	17-26	.654	13	25	38	14	31	6	20	3	
APR.5	@BOS	L	43-35	85	30	76	16	15	47-88	.534	8-28	.286	13-16	.813	12	32	44	25	19	10	18	3	
APR.7	MIA	W	44-35	61	34	34	6	15	33-91	.363	12-44	.273	17-19	.895	10	34	44	26	15	3	15	3	
APR.9	MIA	W	45-35	69	45	58	14	12	46-82	.561	14-35	.400	8-14	.571	6	28	34	35	25	1	15	3	
APR.10	@NYK	L	45-36	69	43	58	9	11	41-75	.547	8-31	.258	22-27	.815	5	32	37	24	16	10	12	0	
APR.12	BKN	W	146-36	56	45	44	9	10	35-86	.407	9-34	.265	22-29	.759	13	25	38	21	27	9	16	0	
SEASONTOTALS				6193	2975	3932	1174	1027	3289-7047	.467	1029-2945	.349	1561-1968	.793	898	2619	3517	2006	1622	641	1318	411	
SEASONAVERAGES				75.5	36.3	48.0	14.3	12.5	40.1	85.9	12.5	35.9	19.0	24.0	11.0	31.9	42.9	24.5	19.8	7.8	16.1	5.0	
SEASONHIGHS				114	72	76	29	27	54-98	.603	20-49	.565	36-43	1.000	25	42	61	35	31	14	28	12	
SEASONLWS				40	15	28	3	4	31-67	.344	5-23	.167	7-8	.560	3	22	29	11	11	1	8	0	

** ITP= In the Paint, SCP= Second Chance Points, FBP= Fast Break Points**



NBA EASTERN CONFERENCE

ATLANTIC DIVISION

	W	L	PCT	GB	HOME	ROAD	LAST-10	STREAK
Boston	56	26	.683	-	30-11	26-15	8-2	Won 2
New York	53	29	.646	3	30-10	22-19	6-4	Lost 1
Toronto	46	36	.561	10	24-17	22-19	6-4	Won 1
Philadelphia	45	37	.549	11	23-18	22-19	6-4	Won 2
Brooklyn	20	62	.244	36	12-29	8-33	3-7	Lost 3

CENTRAL DIVISION

	W	L	PCT	GB	HOME	ROAD	LAST-10	STREAK
Detroit	60	22	.732	-	31-9	28-13	8-2	Won 3
Cleveland	52	30	.634	8	27-14	25-16	7-3	Won 1
Milwaukee	32	50	.390	28	19-22	13-28	3-7	Lost 1
Chicago	31	51	.378	29	18-23	13-28	2-8	Lost 2
Indiana	19	63	.232	41	11-30	8-33	3-7	Lost 2

SOUTHEAST DIVISION

	W	L	PCT	GB	HOME	ROAD	LAST-10	STREAK
Atlanta	46	36	.561	-	24-17	22-19	6-4	Lost 1
Orlando	45	37	.549	1	25-15	19-20	7-3	Lost 1
Charlotte	44	38	.537	9	21-20	23-18	6-4	Won 1
Miami	43	39	.524	3	26-15	17-24	5-5	Won 2
Washington	17	65	.207	29	11-30	6-35	0-10	Lost 10

SINGLE-GAME HIGHS AND LOWS / TEAMS

Field Goals -- 62, Utah vs. MEM, 4/10
 Fewest Field Goals -- 23, Brooklyn at NY, 1/21
 FG Attempts -- 122, Detroit at DAL, 12/18 (OT)
 FG Attempts -- 112, New Orleans vs. POR, 12/11
Fewest FG Attempts -- 67, San Antonio vs. TOR, 10/27
 Field Goal Pct. -- .667, Boston vs. BKN, 2/27
 Lowest Field Goal Pct. -- .291, Brooklyn at NY, 1/21
 3-Pt. Field Goals -- 29, Memphis vs. CLE, 4/6
 3-Pt. Field Goals -- 29, Boston vs. NO, 4/10
 3-Pt. FG Attempts -- 65, Cleveland at MIA, 11/10 (OT)
 3-Pt. FG Attempts -- 59, [3 times, most recently] Boston vs. NO, 4/10
 3-Pt. FG Pct. -- .655, Houston at BOS, 11/1
 Free Throws -- 47, Miami vs. WAS, 3/10
 Fewest Free Throws -- 1, Golden State vs. PHI, 2/3
 FT Attempts -- 59, Miami vs. WAS, 3/10
 Fewest FT Attempts -- 2, Golden State vs. PHI, 2/3
 Free Throw Pct. -- 1.000, [32 times, most recently] Memphis at HOU, 4/12
 Lowest Free Throw Pct. -- .333, Oklahoma City vs. PHO, 4/12
 Off. Rebounds -- 29, Portland at WAS, 1/27
 Fewest Off. Rebounds -- 1, [4 times, most recently] Chicago at MIA, 1/31
 Def. Rebounds -- 53, Indiana at BKN, 4/9
 Fewest Def. Rebounds -- 14, Memphis vs. NY, 4/1
 Rebounds -- 69, Portland at WAS, 1/27
Fewest Rebounds -- 20, Toronto at SA, 10/27
 Fewest Rebounds -- 20, Memphis vs. NY, 4/1
Assists -- 49, Toronto at UTA, 3/23
 Assists -- 49, Indiana at CHI, 4/1
 Fewest Assists -- 10, L.A. Clippers at GS, 10/28
 Personal Fouls -- 37, Indiana vs. OKC, 10/23 (2 OT)
 Personal Fouls -- 36, San Antonio at LAL, 11/5
 Fewest Personal Fouls -- 5, L.A. Clippers at GS, 10/28
 Steals -- 20, Golden State at MIN, 1/25
Steals -- 20, Toronto vs. ORL, 3/29
 Turnovers -- 29, L.A. Clippers at OKC, 12/18
 Fewest Turnovers -- 3, Oklahoma City vs. DEN, 3/9
 Fewest Turnovers -- 3, Phoenix vs. DEN, 3/24
 Blocks -- 15, Orlando at PHO, 2/21 (2 OT)
 Blocks -- 15, Dallas vs. DET, 12/18 (OT)
 Blocks -- 14, Houston at ATL, 1/29
 Points -- 157, Denver at POR, 2/20
 Points -- 157, Philadelphia vs. CHI, 3/25
 Fewest Points -- 66, Brooklyn at NY, 1/21

NBA WESTERN CONFERENCE

SOUTHWEST DIVISION

	W	L	PCT	GB	HOME	ROAD	LAST-10	STREAK
San Antonio	62	20	.756	-	32-8	29-12	8-2	Lost 1
Houston	52	30	.634	10	30-11	22-19	9-1	Won 1
New Orleans	26	56	.317	36	17-24	9-32	1-9	Lost 2
Dallas	26	56	.317	36	16-25	10-30	3-7	Won 1
Memphis	25	57	.305	37	13-27	11-29	1-9	Lost 8

NORTHWEST DIVISION

	W	L	PCT	GB	HOME	ROAD	LAST-10	STREAK
Oklahoma City	64	18	.780	-	34-7	30-10	7-3	Lost 2
Denver	54	28	.659	10	28-13	26-15	10-0	Won 12
Minnesota	49	33	.598	15	26-15	23-18	5-5	Won 2
Portland	42	40	.512	22	24-17	18-23	7-3	Won 2
Utah	22	60	.268	42	14-27	8-33	1-9	Lost 1

PACIFIC DIVISION

	W	L	PCT	GB	HOME	ROAD	LAST-10	STREAK
L.A. Lakers	53	29	.646	-	28-13	25-16	7-3	Won 3
Phoenix	45	37	.549	8	25-16	20-21	5-5	Won 1
L.A. Clippers	42	40	.512	11	23-18	19-22	6-4	Won 1
Golden State	37	45	.451	16	22-19	15-26	3-7	Lost 3
Sacramento	22	60	.268	31	15-26	7-34	3-7	Lost 1

SINGLE-GAME HIGHS / PLAYERS

Minutes -- 52, Maxey, PHI vs. ATL, 11/30 (2 OT)
 Minutes -- 48, [7 times, most recently] Mbeng, UTA at LAL, 4/12
 Field Goals -- 20, Flagg, DAL vs. CHA, 1/29
 Field Goals -- 20, Adebayo, MIA vs. WAS, 3/10
 FG Attempts -- 45, Cunningham, DET vs. WAS, 11/10 (OT)
 FG Attempts -- 43, Adebayo, MIA vs. WAS, 3/10
 3-Pt. Field Goals -- 12, Murphy II, NO at MIL, 2/4 (OT)
 3-Pt. Field Goals -- 12, St. Curry, GS at POR, 12/14
 3-Pt. FG Attempts -- 22, Adebayo, MIA vs. WAS, 3/10
 Free Throws -- 36, Adebayo, MIA vs. WAS, 3/10
 FT Attempts -- 43, Adebayo, MIA vs. WAS, 3/10
 Off. Rebounds -- 13, Clingan, POR at WAS, 1/27
 Def. Rebounds -- 19, Holmgren, OKC vs. DEN, 2/27 (OT)
 Def. Rebounds -- 19, Jokic, DEN vs. DAL, 3/25
Rebounds -- 25, Barnes, TOR vs. GS, 12/28 (OT)
 Rebounds -- 24, Drummond, PHI vs. MIA, 11/23
 Assists -- 23, Nembhard, DAL vs. CHI, 4/12
 Steals -- 8, Jones, NO vs. HOU, 12/18 (OT)
 Steals -- 8, Maxey, PHI vs. IND, 1/19
 Turnovers -- 10, Castle, SA at NO, 10/24 (OT)
 Turnovers -- 10, Jokic, DEN at MEM, 3/18
 Turnovers -- 10, Mashack, MEM at UTA, 4/10
 Blocks -- 9, Wembanyama, SA at NO, 10/24 (OT)
 Blocks -- 7, [6 times, most recently] Beringer, MIN vs. NO, 4/12
 Points -- 83, Adebayo, MIA vs. WAS, 3/10



LEAGUE LEADERS

SCORING AVERAGE					REBOUNDS PER GAME					ASSISTS PER GAME					
G	FG	FT	PTS	AVG	G	OFF	DEF	TOT	AVG	G	AST	AVG			
Doncic, LA-L	64	693	503	2143	33.5	Jokic, Den.	65	192	644	836	12.9	Jokic, Den.	65	697	10.7
Gilgeous-Alexander, OK	68	731	540	2117	31.1	Towns, N.Y.	75	233	656	889	11.9	Cunningham, Det.	64	634	9.9
Edwards, Min.	61	602	348	1757	28.8	Clingan, Por.	77	347	545	892	11.6	Doncic, LA-L	64	530	8.3
J. Brown, Bos.	71	736	426	2038	28.7	Wembanyama, S.A.	64	130	606	736	11.5	Harden, LA-C-Cle.	70	557	8.0
Maxey, Phi.	70	694	372	1980	28.3	Gobert, Min.	76	299	573	872	11.5	Johnson, Atl.	72	566	7.9
Leonard, LA-C	65	635	371	1813	27.9	Duren, Det.	70	265	472	737	10.5	Castle, S.A.	68	502	7.4
Mitchell, Cle.	70	678	372	1952	27.9	Johnson, Atl.	72	101	639	740	10.3	L. James, LA-L	60	432	7.2
Jokic, Den.	65	644	399	1799	27.7	Adebayo, Mia.	73	149	583	732	10.0	Collier, Utah	59	423	7.2
Booker, Pho.	64	546	454	1668	26.1	Mobley, Cle.	65	156	430	586	9.0	Ball, Cha.	72	514	7.1
Brunson, N.Y.	74	689	354	1927	26.0	Ware, Mia.	77	217	477	694	9.0	Murray, Den.	75	535	7.1
Durant, Hou.	78	716	408	2026	26.0	Holmgren, OKC.	69	130	485	615	8.9	Brunson, N.Y.	74	503	6.8
Murray, Den.	75	657	346	1905	25.4	Sengun, Hou.	72	215	425	640	8.9	Avdija, Por.	66	442	6.7
Wembanyama, S.A.	64	553	372	1600	25.0	Robinson, N.Y.	60	252	273	525	8.8	Westbrook, Sac.	64	426	6.7
Avdija, Por.	66	492	489	1598	24.2	Diabate, Cha.	73	273	362	635	8.7	Gilgeous-Alexander, OK	68	448	6.6
Siakam, Ind.	62	559	262	1485	24.0	Drummond, Phi.	63	200	332	532	8.4	Maxey, Phi.	70	461	6.6
Cunningham, Det.	64	548	310	1531	23.9	Vucevic, Chi.-Bos.	64	125	412	537	8.4	Mitchell, Mia.	70	453	6.5
Harden, LA-C-Cle.	70	487	463	1652	23.6	Banchero, Orl.	72	85	519	604	8.4	Fox, S.A.	72	445	6.2
Johnson, Atl.	72	600	301	1621	22.5	Queta, Bos.	76	230	406	636	8.4	Sengun, Hou.	72	445	6.2
Banchero, Orl.	72	529	457	1599	22.2	Ayton, LA-L	72	185	390	575	8.0	Booker, Pho.	64	386	6.0
Powell, Mia.	58	421	263	1261	21.7	Williams, Pho.	60	185	292	477	8.0	Quickley, Tor.	70	415	5.9
Murphy II, N.O.	66	494	218	1420	21.5	Thompson, Hou.	79	235	379	614	7.8	Barnes, Tor.	80	474	5.9
Ingram, Tor.	77	614	292	1655	21.5	Doncic, LA-L	64	41	454	495	7.7	Daniels, Atl.	76	449	5.9
Randle, Min.	79	580	398	1667	21.1	Okongwu, Atl.	74	140	422	562	7.6	Mitchell, Cle.	70	398	5.7
Flagg, Dal.	70	559	283	1473	21.0	Raynaud, Sac.	74	142	414	556	7.5	Rollins, Mil.	74	414	5.6
Williamson, N.O.	62	484	333	1302	21.0	Barnes, Tor.	80	149	451	600	7.5	Spencer, J. Mem.	72	400	5.6
L. James, LA-L	60	473	233	1256	20.9	Carter Jr., Orl.	78	162	415	577	7.4	Green, G.S.	68	376	5.5
Alexander-Walker, Atl.	78	548	277	1624	20.8	Hart, N.Y.	66	93	393	486	7.4	Sheard, Tor.	82	444	5.4
Sengun, Hou.	72	583	260	1466	20.4	Filipowski, Utah	77	144	408	552	7.2	Jones, Chi.	65	350	5.4
Miller, Cha.	65	454	199	1311	20.2	Queen, N.O.	81	136	436	572	7.1	White, Bos.	77	414	5.4
Adebayo, Mia.	73	506	329	1468	20.1	Williams III, Por.	59	141	274	415	7.0	Thompson, Hou.	79	420	5.3
Bane, Orl.	82	583	314	1647	20.1	J. Brown, Bos.	71	81	411	492	6.9	Nembhard, Dal.	60	316	5.3
Ball, Cha.	72	506	161	1445	20.1	Claxton, Bkn.	69	168	310	478	6.9	Banchero, Orl.	72	373	5.2
Towns, N.Y.	75	517	357	1504	20.1	Avdija, Por.	66	74	380	454	6.9	Pritchard, Bos.	79	408	5.2
Duren, Det.	70	522	321	1365	19.5	Smith Jr., Hou.	77	108	421	529	6.9	J. Brown, Bos.	71	364	5.1
McCollum, Was.-Atl.	76	525	183	1424	18.7	Daniels, Atl.	76	184	336	520	6.8	Randle, Min.	79	398	5.0
Fox, S.A.	72	509	187	1336	18.6	Achiuwa, Sac.	73	177	315	492	6.7	Schroder, Sac.-Cle.	70	341	4.9
Knueppel, Cha.	81	515	195	1498	18.5	Randle, Min.	79	132	400	532	6.7	Hart, N.Y.	66	317	4.8
DeRozan, Sac.	77	499	374	1419	18.4	Sharpe, Bkn.	62	171	242	413	6.7	Durant, Hou.	78	372	4.8
Thompson, Hou.	79	557	304	1443	18.3	Flagg, Dal.	70	86	380	466	6.7	Jaquez Jr., Mia.	75	352	4.7
Mobley, Cle.	65	469	180	1180	18.2	Siakam, Ind.	62	89	322	411	6.6	Carrington, Was.	82	381	4.6
FIELD GOAL PCT.					3-PT FIELD GOAL PCT.					FREE THROW PCT.					
FG	FGA	PCT	3FG	3GA	PCT	FT	FTA	PCT							
Gobert, Min.	335	491	.682	Kennard, Atl.-LA-L	117	245	.478	Spencer, J. Mem.	126	134	.940				
Ayton, LA-L	403	601	.671	Portis Jr., Mil.	135	296	.456	Curry, G.S.	204	221	.923				
Queta, Bos.	326	499	.653	Spencer, Mem.	146	325	.449	Bane, Orl.	314	346	.908				
Duren, Det.	522	803	.650	Tyson, Cle.	133	298	.446	Alexander-Walker, Atl	277	307	.902				
Allen, Cle.	337	528	.638	Hachimura, LA-L	116	262	.443	White, Bos.	184	204	.902				
G. Antetokounmpo, Mil	373	598	.624	Dosunmu, Chi.-Min.	123	280	.439	Ball, Cha.	161	179	.899				
Williamson, N.O.	484	807	.600	Murray, Den.	245	563	.435	Christie, Dal.	125	139	.899				
Claxton, Bkn.	333	583	.571	Johnson, Den.	110	256	.430	Markkanen, Utah	240	268	.896				
Raynaud, Sac.	383	671	.571	Knueppel, Cha.	273	642	.425	Miller, Cha.	199	223	.892				
Jokic, Den.	644	1132	.569	Joe, OKC.	181	428	.423	Maxey, Phi.	372	417	.892				
Holmgren, OKC.	434	779	.557	Merrill, Cle.	158	375	.421	Leonard, LA-C	371	416	.892				
Gilgeous-Alexander, OKC.	731	1321	.553	Green, Mil.	232	554	.419	George, Utah	337	378	.892				
Jones, Chi.	341	617	.553	Wiggins, Mia.	138	333	.414	Murray, Den.	346	390	.887				
Collins, LA-C	364	659	.552	Durant, Hou.	186	450	.413	Murphy II, N.O.	218	246	.886				
Mobley, Cle.	469	859	.546	McBride, N.Y.	112	271	.413	Harden, LA-C-Cle.	463	524	.884				
Thompson, Hou.	557	1044	.534	Hart, N.Y.	100	242	.413	LaVine, Sac.	125	142	.880				
Ware, Mia.	344	649	.530	McDaniels, Min.	103	250	.412	Gilgeous-Alexander, OKC.	540	614	.879				
Achiuwa, Sac.	316	598	.528	Robinson, Det.	220	536	.410	Porter Jr., Mil.	137	156	.878				
Thompson, Det.	303	577	.525	Walter, Tor.	110	269	.409	Dosunmu, Chi.-Min.	127	145	.876				
Mamukelashvili, Tor.	330	631	.523	Mykhailiuk, Utah	98	240	.408	Durant, Hou.	408	467	.874				
Clingan, Por.	356	684	.520	Carrington, Was.	169	414	.408	Booker, Pho.	454	520	.873				
Durant, Hou.	716	1376	.520	O'Neale, Pho.	212	520	.408	Reaves, LA-L	323	371	.871				
Johnson, S.A.	414	797	.519	Hardaway Jr., Den.	224	550	.407	Mitchell, OKC.	141	162	.870				
Sengun, Hou.	583	1123	.519	Collins, LA-C	89	219	.406	Mathurin, Ind.-LA-C	292	336	.869				
Daniels, Atl.	402	777	.517	Rollins, Mil.	184	453	.406	DeRozan, Sac.	374	431	.868				
Dosunmu, Chi.-Min.	386	747	.517	Christie, Dal.	180	446	.404	Harris, Det.	136	157	.866				
McDaniels, Min.	417	809	.515	Batum, LA-C	92	228	.404	Mitchell, Cle.	372	430	.865				
L. James, LA-L	473	919	.515	Sexton, Cha.-Chi.	112	279	.401	Butler, G.S.	248	287	.864				
Hachimura, LA-L	307	597	.514	Gillespie, Pho.	232	578	.401	Knueppel, Cha.	195	226	.863				
Wembanyama, S.A.	553	1080	.512	Moody, G.S.	151	377	.401	Porter Jr., Bkn.	195	227	.859				
Carter Jr., Orl.	326	637	.512	Scheierman, Bos.	97	243	.399	Towns, N.Y.	357	416	.858				
Marshall, Dal.	419	821	.510	Alexander-Walker, Atl	251	629	.399	Allen, Pho.	144	168	.857				
Hart, N.Y.	301	592	.508	Edwards, Min.	205	514	.399	Sexton, Cha.-Chi.	218	255	.855				
Jaquez Jr., Mia.	464	915	.507	Hardy, Dal.-Was.	104	262	.397	Ebiid, Phi.	286	335	.854				
Barnes, Tor.	569	1123	.507	Garland, Cle.-LA-C	122	308	.396	Coward, Mem.	140	166	.843				
Leonard, LA-C	635	1258	.505	Monk, Sac.	124	314	.395	Porzingis, Atl.-G.S.	133	158	.842				
Harper, S.A.	331	656	.505	Ware, Mia.	92	233	.395	Brooks, Pho.	170	202	.842				
Towns, N.Y.	517	1032	.501	Mitchell, Mia.	90	228	.395	Jones, Chi.	191	227	.841				
DeRozan, Sac.	499	1005	.497	Sheppard, Hou.	227	576	.394	Brunson, N.Y.	354	421	.841				
Vucevic, Chi.-Bos.	394	799	.493	Hauser, Bos.	198	504	.393	Bey, N.O.	248	295	.841				



STEALS PER GAME	G	STL	AVG
Thompson, Det.	73	146	2.00
Daniels, Atl.	76	149	1.96
Wallace, OKC.	77	150	1.95
Leonard, LA-C	65	122	1.88
Maxey, Phi.	70	130	1.86
Doncic, LA-L	64	105	1.64
Dunn, LA-C	82	131	1.60
Anunoby, N.Y.	67	104	1.55
Goodwin, Pho.	70	106	1.51
Thompson, Hou.	79	119	1.51
Murphy II, N.O.	66	99	1.50
Sheppard, Hou.	82	122	1.49
Rollins, Mil.	74	110	1.49
Mitchell, Cle.	70	104	1.49
Cunningham, Det.	64	92	1.44
Smith, Mia.	70	100	1.43
Edgecombe, Phi.	75	107	1.43
Barnes, Tor.	80	114	1.43
Black, OrL.	64	91	1.42
Jokic, Den.	65	92	1.42
Smart, LA-L	62	87	1.40
Gilgeous-Alexander, OKC.	68	95	1.40
Edwards, Min.	61	83	1.36
Quickley, Tor.	70	92	1.31
Alexander-Walker, Atl.	78	102	1.31
Bridges, N.Y.	82	107	1.30
Westbrook, Sac.	64	83	1.30
DiVincenzo, Min.	82	104	1.27
LaRavia, LA-L	82	104	1.27
Green, Det.	82	102	1.24
Gillespie, Pho.	80	99	1.24
Fox, S.A.	72	89	1.24
Johnson, Atl.	72	89	1.24
Ball, Cha.	72	87	1.21
Eason, Hou.	60	72	1.20
Flagg, Dal.	70	84	1.20
L. James, LA-L	60	72	1.20
Fears, N.O.	82	97	1.18
Sengun, Hou.	72	85	1.18
Holland II, Det.	78	92	1.18

ROOKIE LEAGUE LEADERS

SCORING AVERAGE	G	FG	FT	PTS	AVG
Flagg, Dal.	70	559	283	1473	21.0
Knueppel, Cha.	81	515	195	1498	18.5
Edgecombe, Phi.	75	451	148	1199	16.0
Fears, N.O.	82	437	194	1169	14.3
Bailey, Utah	72	395	66	993	13.8
Coward, Mem.	62	305	140	843	13.6
Raynaud, Sac.	74	383	132	922	12.5
Johnson, Was.	60	271	76	733	12.2
Harper, S.A.	69	331	90	813	11.8
Queen, N.O.	81	354	217	948	11.7
Love, Por.	49	190	36	509	10.4
Riley, Was.	74	271	144	764	10.3
Demin, Bkn.	52	179	54	536	10.3
Small, Mem.	41	134	68	396	9.7
Wolf, Bkn.	57	178	84	508	8.9
Traore, Bkn.	56	182	74	499	8.9
Clifford, Sac.	75	249	70	645	8.6
Murray-Boyles, Tor.	57	198	71	484	8.5
Clayton Jr., Utah-Mem.	69	177	109	538	7.8
Kalkbrenner, Cha.	69	219	83	521	7.6
FIELD GOAL PCT.	FG	FGA	PCT		
Kalkbrenner, Cha.	219	291	.753		
Murray-Boyles, Tor.	198	342	.579		
Raynaud, Sac.	383	671	.571		
Harper, S.A.	331	656	.505		
Knueppel, Cha.	515	1084	.475		
Queen, N.O.	354	748	.473		
Coward, Mem.	305	648	.471		
Richard, G.S.	162	346	.468		
Flagg, Dal.	559	1194	.468		
Sanders, LA-C	179	384	.466		

STEALS PER GAME	G	STL	AVG
Edgecombe, Phi.	75	107	1.43
Flagg, Dal.	70	84	1.20
Mashack, Mem.	31	37	1.19
Fears, N.O.	82	97	1.18
Richard, G.S.	69	80	1.16
Watkins, Was.	50	54	1.08
Queen, N.O.	81	84	1.04
Murray-Boyles, Tor.	57	52	0.91
Clifford, Sac.	75	68	0.91
Saraf, Bkn.	44	38	0.86

BLOCKS PER GAME	G	BLK	AVG
Wembanyama, S.A.	64	197	3.08
Holmgren, OKC.	69	131	1.90
Huff, Ind.	82	153	1.87
Mobley, Cle.	65	113	1.74
Clingan, Por.	77	130	1.69
Gobert, Min.	76	124	1.63
Turner, Mil.	71	115	1.62
Stewart, Det.	58	93	1.60
Missi, N.O.	66	101	1.53
Buzelis, Chi.	77	116	1.51
Williams III, Por.	59	87	1.47
Kalkbrenner, Cha.	69	101	1.46
Barnes, Tor.	80	116	1.45
Queta, Bos.	76	100	1.32
White, Bos.	77	98	1.27
Robinson, N.Y.	60	70	1.17
Lopez, LA-C	75	87	1.16
Bona, Phi.	71	82	1.15
Claxton, Bkn.	69	77	1.12
Ware, Mia.	77	84	1.09
Sengun, Hou.	72	77	1.07
Okongwu, Atl.	74	79	1.07
Wiggins, Mia.	68	69	1.01
Reid, Min.	77	78	1.01
McDaniels, Min.	73	73	1.00
Diabate, Cha.	73	72	0.99
Ayton, LA-L	72	70	0.97
Kornet, S.A.	68	65	0.96
Bitadze, OrL.	64	61	0.95
Thompson, Det.	73	69	0.95
Reed, Det.	65	60	0.92
Smith Jr., Hou.	77	71	0.92
Williams, Pho.	60	55	0.92
Flagg, Dal.	70	64	0.91
Queen, N.O.	81	74	0.91
Durant, Hou.	78	71	0.91
Matkovic, N.O.	62	54	0.87
Cunningham, Det.	64	54	0.84
Duren, Det.	70	59	0.84
Capela, Hou.	75	63	0.84

REBOUNDS PER GAME	G	OFF	DEF	TOT	AVG
Cardwell, Sac.	44	147	185	332	7.5
Raynaud, Sac.	74	142	414	556	7.5
Queen, N.O.	81	136	436	572	7.1
Flagg, Dal.	70	86	380	466	6.7
Coward, Mem.	62	83	281	364	5.9
Cisse, Dal.	38	89	127	216	5.7
Edgecombe, Phi.	75	122	301	423	5.6
Kalkbrenner, Cha.	69	167	210	377	5.5
Knueppel, Cha.	81	97	335	432	5.3
Murray-Boyles, Tor.	57	133	152	285	5.0
Wolf, Bkn.	57	57	224	281	4.9
Bailey, Utah	72	104	198	302	4.2
Watkins, Was.	50	49	145	194	3.9
Clifford, Sac.	75	65	217	282	3.8
Fears, N.O.	82	60	240	300	3.7
James, Cha.	82	49	238	287	3.5
Harper, S.A.	69	54	180	234	3.4
Gonzalez, Bos.	74	62	184	246	3.3
Demin, Bkn.	52	21	144	165	3.2
Penda, OrL.	59	67	120	187	3.2

3PT FIELD GOAL PCT.	3P	3PA	PCT
Knueppel, Cha.	273	642	.425
Jakucionis, Mia.	66	156	.423
Small, Mem.	60	142	.423
Sanders, LA-C	80	196	.408
Demin, Bkn.	124	322	.385
Diawara, N.Y.	48	130	.369
Gonzalez, Bos.	42	116	.362
Johnson, Was.	115	321	.358
Nembhard, Dal.	48	135	.356
Edgecombe, Phi.	149	421	.354

MINUTES PER GAME	G	MIN	AVG
Maxey, Phi.	70	2661	38.0
Thompson, Hou.	79	2953	37.4
Durant, Hou.	78	2840	36.4
Doncic, LA-L	64	2289	35.8
Murphy II, N.O.	66	2341	35.5
Murray, Den.	75	2652	35.4
Johnson, Atl.	72	2532	35.2
Smith Jr., Hou.	77	2705	35.1
Edwards, Min.	61	2137	35.0
Brunson, N.Y.	74	2590	35.0
Edgecombe, Phi.	75	2623	35.0
Jokic, Den.	65	2265	34.8
Harden, LA-C-Cle.	70	2438	34.8
Banchero, OrL.	72	2502	34.7
. Brown, Bos.	71	2443	34.4
White, Bos.	77	2625	34.1
Cunningham, Det.	64	2172	33.9
Ingram, Tor.	77	2604	33.8
Bane, OrL.	82	2756	33.6
Booker, Pho.	64	2146	33.5
Barnes, Tor.	80	2681	33.5
Flagg, Dal.	70	2344	33.5
Mitchell, Cle.	70	2342	33.5
Alexander-Walker, Atl.	78	2603	33.4
Avdija, Por.	66	2199	33.3
Camara, Por.	82	2731	33.3
Sengun, Hou.	72	2398	33.3
Gilgeous-Alexander, O.	68	2259	33.2
Anunoby, N.Y.	67	2224	33.2
Siakam, Ind.	62	2057	33.2
Daniels, Atl.	76	2520	33.2
. James, LA-L	60	1989	33.2
Randle, Min.	79	2610	33.0
Bridges, N.Y.	82	2692	32.8
Adebayo, Mia.	73	2365	32.4
Pritchard, Bos.	79	2556	32.3
Rollins, Mil.	74	2375	32.1
Leonard, LA-C	65	2085	32.1
Mobley, Cle.	65	2074	31.9
Quickley, Tor.	70	2231	31.9

ASSISTS PER GAME	G	AST	AVG
Nembhard, Dal.	60	316	5.3
Flagg, Dal.	70	316	4.5
Edgecombe, Phi.	75	315	4.2
Clayton Jr., Utah-Mem.	69	279	4.0
Harper, S.A.	69	266	3.9
Traore, Bkn.	56	213	3.8
Small, Mem.	41	151	3.7
Queen, N.O.	81	298	3.7
Fears, N.O.	82	279	3.4
Knueppel, Cha.	81	274	3.4
Demin, Bkn.	52	173	3.3
Saraf, Bkn.	44	145	3.3
Jones, Ind.	37	119	3.2
Coward, Mem.	62	171	2.8
Jakucionis, Mia.	53	137	2.6
Love, Por.	49	123	2.5
Clifford, Sac.	75	179	2.4
Wolf, Bkn.	57	127	2.2
Mashack, Mem.	31	69	2.2

FREE THROW PCT.	FT	FTA	PCT
Clayton Jr., Utah-Mem	109	121	.901
Powell, Bkn.	69	77	.896
Johnson, Was.	76	87	.874
Knueppel, Cha.	195	226	.863
Coward, Mem.	140	166	.843
James, Cha.	82	98	.837
Saraf, Bkn.	73	88	.830
Small, Mem.	68	82	.829
Flagg, Dal.	283	342	.827
Edgecombe, Phi.	148	181	.818

BLOCKS PER GAME	G	BLK	AVG
Cardwell, Sac.	44	67	1.52
Kalkbrenner, Cha.	69	101	1.46
Cisse, Dal.	38	45	1.18
Murray-Boyles, Tor.	57	53	0.93
Flagg, Dal.	70	64	0.91
Queen, N.O.	81	74	0.91
Konon Niederhauser, LA-C	41	30	0.73
Maluach, Pho.	46	33	0.72
Bailey, Utah	72	49	0.68
Beringer, Min.	40	26	0.65

MINUTES PER GAME	G	MIN	AVG
Edgecombe, Phi.	75	2623	35.0
Flagg, Dal.	70	2344	33.5
Knueppel, Cha.	81	2551	31.5
Bailey, Utah	72	1988	27.6
Raynaud, Sac.	74	1964	26.5
Coward, Mem.	62	1598	25.8
Fears, N.O.	82	2112	25.8
Demin, Bkn.	52	1308	25.2
Clifford, Sac.	75	1882	25.1
Queen, N.O.	81	2023	25.0



NBA SEASON REVIEW

TEAMS' STATISTICS (TOTALS) / INCLUDES GAMES OF SUNDAY, APRIL 12, 2026

TEAM	G	FIELD GOALS			3-PT FG			FREE THROWS			REBOUNDS			MISCELLANEOUS					SCORING		
		MADE	ATT.	PCT.	MADE	ATT.	PCT.	MADE	ATT.	PCT.	OFF.	DEF.	TOT.	AST	PF	DQ	STL	TO	BLK	PTS	AVG.
Den.	82	3570	7196	.496	1161	2934	.396	1709	2116	.808	801	2805	3606	2375	1569	8	560	1057	325	10010	122.1
Miami	82	3582	7648	.468	1123	3107	.361	1624	2051	.792	970	2825	3795	2374	1547	4	709	1120	349	9911	120.9
S.A.	82	3562	7371	.483	1116	3108	.359	1586	2016	.787	935	2921	3856	2302	1546	10	617	1103	447	9826	119.8
Clev.	82	3554	7381	.482	1173	3261	.360	1520	1959	.776	961	2682	3643	2321	1605	8	697	1147	409	9801	119.5
OKC.	82	3534	7307	.484	1135	3111	.365	1557	1905	.817	784	2834	3618	2113	1555	5	796	1031	449	9760	119.0
Atl.	82	3575	7541	.474	1201	3237	.371	1363	1762	.774	900	2670	3570	2471	1612	12	768	1162	384	9714	118.5
Minn.	82	3495	7260	.481	1128	3049	.370	1558	2072	.752	907	2708	3615	2138	1738	13	717	1214	476	9676	118.0
Det.	82	3560	7340	.485	902	2534	.356	1635	2144	.763	1073	2663	3736	2281	1803	15	856	1241	523	9657	117.8
Utah	82	3489	7469	.467	1036	3006	.345	1628	2071	.786	984	2609	3593	2429	1733	11	729	1272	309	9642	117.6
N.Y.	82	3500	7328	.478	1168	3133	.373	1381	1743	.792	1040	2700	3740	2250	1638	14	666	1119	322	9549	116.5
LA-L	82	3448	6863	.502	970	2701	.359	1674	2194	.763	774	2587	3361	2122	1517	6	701	1188	351	9540	116.3
Chi.	82	3476	7417	.469	1169	3287	.356	1416	1824	.776	849	2845	3694	2335	1561	6	627	1257	410	9537	116.3
Cha.	82	3357	7292	.460	1343	3549	.378	1456	1780	.818	1048	2730	3778	2160	1564	4	577	1264	369	9513	116.0
Phil.	82	3422	7404	.462	1011	2896	.349	1647	2035	.809	967	2612	3579	2017	1667	4	750	1117	464	9502	115.9
Orl.	82	3363	7244	.464	961	2799	.343	1804	2251	.801	898	2659	3557	2177	1719	14	697	1162	387	9491	115.7
N.O.	82	3455	7420	.466	914	2635	.347	1549	2104	.784	1002	2596	3598	2058	1634	7	726	1163	424	9473	115.5
Port.	82	3350	7389	.453	1186	3462	.343	1683	2069	.765	1157	2614	3771	2062	1634	14	677	1417	448	9469	115.5
Hou.	82	3523	7361	.479	940	2580	.364	1463	1917	.763	1233	2713	3946	2083	1501	7	701	1261	473	9449	115.2
Bos.	82	3456	7398	.467	1268	3456	.367	1238	1534	.807	1025	2777	3802	2021	1562	8	585	1014	410	9418	114.9
Mem.	82	3390	7431	.456	1143	3241	.353	1480	1867	.793	916	2538	3454	2283	1680	16	723	1236	393	9403	114.7
Tor.	82	3495	7250	.482	932	2633	.354	1478	1922	.769	895	2557	3452	2417	1710	4	722	1121	395	9400	114.6
G.S.	82	3357	7280	.461	1286	3616	.356	1398	1732	.807	932	2540	3472	2369	1608	7	796	1284	346	9398	114.6
Dall.	82	3432	7366	.466	899	2615	.344	1595	2113	.755	863	2803	3666	2072	1508	5	619	1193	423	9358	114.1
LA-C	82	3322	6857	.484	1019	2772	.368	1666	2025	.823	784	2545	3329	1947	1549	6	738	1176	400	9329	113.8
Wash.	82	3428	7409	.463	1070	2983	.359	1332	1738	.766	900	2536	3436	2054	1750	11	655	1284	452	9258	112.9
Phoe.	82	3362	7389	.455	1210	3348	.361	1298	1663	.781	1064	2471	3535	2021	1691	7	781	1188	347	9232	112.6
Ind.	82	3346	7304	.458	1097	3084	.356	1430	1842	.776	806	2633	3439	2269	1710	9	605	1190	374	9219	112.4
Sac.	82	3408	7299	.467	843	2476	.340	1443	1870	.772	943	2523	3466	2095	1614	10	658	1175	372	9102	111.0
Milw.	82	3345	7012	.477	1240	3205	.387	1142	1564	.730	731	2610	3341	2116	1617	6	607	1247	326	9072	110.6
Bkn.	82	3071	6933	.443	1073	3152	.340	1471	1885	.780	847	2378	3225	2050	1728	10	653	1292	350	8686	105.9

OPPONENTS' STATISTICS (TOTALS) / INCLUDES GAMES OF SUNDAY, APRIL 9, 2023

TEAM	FIELD GOALS			3-PT FG			FREE THROWS			REBOUNDS			MISCELLANEOUS					SCORING			
	MADE	ATT.	PCT.	MADE	ATT.	PCT.	MADE	ATT.	PCT.	OFF.	DEF.	TOT.	AST	PF	DQ	STL	TO	BLK	PTS	AVG.	DIFF.
Bos.	3145	7115	.442	1149	3208	.358	1348	1740	.775	890	2489	3379	2029	1508	2	505	1018	339	8787	107.2	+7.7
OKC.	3170	7247	.437	1176	3189	.369	1330	1798	.740	973	2732	3705	2046	1670	13	622	1372	358	8846	107.9	+11.1
Det.	3096	6988	.443	1040	3015	.345	1756	2228	.788	924	2400	3324	1925	1745	19	727	1385	476	8988	109.6	+8.2
Hou.	3320	7217	.460	1014	2892	.351	1367	1809	.756	928	2309	3237	2011	1640	19	738	1102	385	9021	110.0	+5.2
N.Y.	3223	7014	.460	1138	3145	.362	1446	1859	.778	819	2505	3324	2050	1595	10	596	1180	355	9030	110.1	+6.3
Phoe.	3296	7011	.470	998	2876	.347	1522	1938	.785	967	2614	3581	2058	1547	4	649	1333	366	9112	111.1	+1.5
Cha.	3364	7207	.467	1051	2924	.359	1338	1671	.801	835	2386	3221	2126	1627	5	672	1041	364	9117	111.2	+4.8
S.A.	3366	7469	.451	1066	3028	.352	1347	1705	.790	856	2635	3491	2148	1659	11	628	1064	374	9145	111.5	+8.3
Tor.	3289	7047	.467	1029	2945	.349	1561	1968	.793	898	2619	3517	2006	1622	8	641	1318	411	9168	111.8	+2.8
LA-C	3365	7177	.469	1089	2988	.364	1417	1781	.796	946	2529	3475	2144	1646	9	693	1174	377	9236	112.6	+1.1
LA-L	3485	7221	.483	1050	2982	.352	1376	1737	.792	893	2467	3360	2250	1721	9	731	1198	283	9396	114.6	+1.8
Minn.	3395	7352	.462	990	2786	.355	1621	2076	.781	964	2623	3587	2136	1677	14	683	1232	337	9401	114.6	+3.4
Orl.	3421	7191	.476	993	2813	.353	1604	2053	.781	858	2694	3552	2071	1792	13	675	1221	441	9439	115.1	+0.6
G.S.	3474	7240	.480	1060	2942	.360	1436	1790	.802	944	2684	3628	2220	1524	5	722	1304	342	9444	115.2	-0.6
Clev.	3387	7303	.464	1163	3127	.372	1527	1922	.794	923	2616	3539	2208	1684	6	708	1233	354	9464	115.4	+4.1
Port.	3446	7323	.471	1027	2869	.358	1574	1992	.790	982	2540	3522	2162	1804	10	888	1280	469	9493	115.8	-0.3
Bkn.	3457	6949	.497	1027	2696	.381	1564	2018	.775	834	2739	3573	2254	1595	9	750	1189	436	9505	115.9	-10.0
Atl.	3473	7334	.474	1056	2973	.355	1514	1906	.794	914	2796	3710	2185	1515	5	695	1317	402	9516	116.0	+2.4
Phil.	3430	7348	.467	1097	3108	.353	1560	1987	.785	991	2723	3714	2260	1634	8	597	1265	420	9517	116.1	-0.2
Milw.	3407	7198	.473	1216	3241	.375	1551	1975	.785	910	2736	3646	2284	1443	7	712	1071	340	9581	116.8	-6.2
Den.	3503	7481	.468	1119	3208	.349	1463	1898	.771	922	2590	3512	2254	1760	16	642	966	380	9588	116.9	+5.1
Miami	3550	7629	.465	1146	3196	.359	1474	1834	.804	949	2855	3804	2254	1668	6	647	1233	402	9720	118.5	+2.3
Dall.	3676	7695	.478	1050	2996	.350	1408	1828	.770	980	2855	3835	2325	1723	10	712	1096	432	9810	119.6	-5.5
N.O.	3589	7519	.477	1164	3323	.350	1500	1939	.774	1040	2715	3755	2307	1659	10	656	1187	475	9842	120.0	-4.5
Ind.	3630	7424	.489	993	2794	.355	1621	2096	.773	921	2905	3826	2168	1633	5	668	1106	390	9874	120.4	-8.0
Mem.	3615	7458	.485	1151	3162	.364	1515	1954	.775	1044	2792	3836	2314	1599	6	724	1272	434	9896	120.7	-6.0
Sac.	3605	7294	.494	1134	2991	.379	1578	2001	.789	911	2692	3603	2297	1502	5	717	1147	386	9922	121.0	-10.0
Chi.	3676	7687	.478	1153	3133	.368	1459	1884	.774	925	2824	3749	2358	1545	6	747	1063	457	9964	121.5	-5.2
Wash.	3682	7543	.488	1123	3048	.368	1753	2200	.797	1077	2842	3919	2413	1465	6	798	1131	445	10240	124.9	-12.0
Utah	3692	7478	.494	1255	3372	.372	1694	2181	.777	971	2778	3749									



TEAMS' STATISTICS (PER GAME) / INCLUDES GAMES OF SUNDAY, APRIL 12, 2026

TEAM	G	FIELD GOALS			3-PT FG			FREE THROWS			REBOUNDS			MISCELLANEOUS						
		MADE	ATT	PCT	MADE	ATT	PCT	MADE	ATT	PCT	OFF	DEF	TOT	AST	PF	DQ	STL	TO	BLK	PTS
Atl.	82	43.60	91.96	.474	14.65	39.48	.371	16.62	21.49	.774	10.98	32.56	43.54	30.13	19.66	0.15	9.37	14.17	4.68	118.5
Bkn.	82	37.45	84.55	.443	13.09	38.44	.340	17.94	22.99	.780	10.33	29.00	39.33	25.00	21.07	0.12	7.96	15.76	4.27	105.9
Bos.	82	42.15	90.22	.467	15.46	42.15	.367	15.10	18.71	.807	12.50	33.87	46.37	24.65	19.05	0.10	7.13	12.37	5.00	114.9
Cha.	82	40.94	88.93	.460	16.38	43.28	.378	17.76	21.71	.818	12.78	33.29	46.07	26.34	19.07	0.05	7.04	15.41	4.50	116.0
Chi.	82	42.39	90.45	.469	14.26	40.09	.356	17.27	22.24	.776	10.35	34.70	45.05	28.48	19.04	0.07	7.65	15.33	5.00	116.3
Clev.	82	43.34	90.01	.482	14.30	39.77	.360	18.54	23.89	.776	11.72	32.71	44.43	28.30	19.57	0.10	8.50	13.99	4.99	119.5
Dall.	82	41.85	89.83	.466	10.96	31.89	.344	19.45	25.77	.755	10.52	34.18	44.71	25.27	18.39	0.06	7.55	14.55	5.16	114.1
Den.	82	43.54	87.76	.496	14.16	35.78	.396	20.84	25.80	.808	9.77	34.21	43.98	28.96	19.13	0.10	6.83	12.89	3.96	122.1
Det.	82	43.41	89.51	.485	11.00	30.90	.356	19.94	26.15	.763	13.09	32.48	45.56	27.82	21.99	0.18	10.44	15.13	6.38	117.8
G.S.	82	40.94	88.78	.461	15.68	44.10	.356	17.05	21.12	.807	11.37	30.98	42.34	28.89	19.61	0.09	9.71	15.66	4.22	114.6
Hou.	82	42.96	89.77	.479	11.46	31.46	.364	17.84	23.38	.763	15.04	33.09	48.12	25.40	18.30	0.09	8.55	15.38	5.77	115.2
Ind.	82	40.80	89.07	.458	13.38	37.61	.356	17.44	22.46	.776	9.83	32.11	41.94	27.67	20.85	0.11	7.38	14.51	4.56	112.4
LA-C	82	40.51	83.62	.484	12.43	33.80	.368	20.32	24.70	.823	9.56	31.04	40.60	23.74	18.89	0.07	9.00	14.34	4.88	113.8
LA-L	82	42.05	83.70	.502	11.83	32.94	.359	20.41	26.76	.763	9.44	31.55	40.99	25.88	18.50	0.07	8.55	14.49	4.28	116.3
Mem.	82	41.34	90.62	.456	13.94	39.52	.353	18.05	22.77	.793	11.17	30.95	42.12	27.84	20.49	0.20	8.82	15.07	4.79	114.7
Miami	82	43.68	93.27	.468	13.70	37.89	.361	19.80	25.01	.792	11.83	34.45	46.28	28.95	18.87	0.05	8.65	13.66	4.26	120.9
Milw.	82	40.79	85.51	.477	15.12	39.09	.387	13.93	19.07	.730	8.91	31.83	40.74	25.80	19.72	0.07	7.40	15.21	3.98	110.6
Minn.	82	42.62	88.54	.481	13.76	37.18	.370	19.00	25.27	.752	11.06	33.02	44.09	26.07	21.20	0.16	8.74	14.80	5.80	118.0
N.O.	82	42.13	90.49	.466	11.15	32.13	.347	20.11	25.66	.784	12.22	31.66	43.88	25.10	19.93	0.09	8.85	14.18	5.17	115.5
N.Y.	82	42.68	89.37	.478	14.24	38.21	.373	16.84	21.26	.792	12.68	32.93	45.61	27.44	19.98	0.17	8.12	13.65	3.93	116.5
OKC.	82	43.10	89.11	.484	13.84	37.94	.365	18.99	23.23	.817	9.56	34.56	44.12	25.77	18.96	0.06	9.71	12.57	5.48	119.0
Orl.	82	41.01	88.34	.464	11.72	34.13	.343	22.00	27.45	.801	10.95	32.43	43.38	26.55	20.96	0.17	8.50	14.17	4.72	115.7
Phil.	82	41.73	90.29	.462	12.33	35.32	.349	20.09	24.82	.809	11.79	31.85	43.65	24.60	20.33	0.05	9.15	13.62	5.66	115.9
Phoe.	82	41.00	90.11	.455	14.76	40.83	.361	15.83	20.28	.781	12.98	30.13	43.11	24.65	20.62	0.09	9.52	14.49	4.23	112.6
Port.	82	40.85	90.11	.453	14.46	42.22	.343	19.30	25.23	.765	14.11	31.88	45.99	25.15	19.93	0.17	8.26	17.28	5.46	115.5
Sac.	82	41.56	89.01	.467	10.28	30.20	.340	17.60	22.80	.772	11.50	30.77	42.27	25.55	19.68	0.12	8.02	14.33	4.54	111.0
S.A.	82	43.44	89.89	.483	13.61	37.90	.359	19.34	24.59	.787	11.40	35.62	47.02	28.07	18.85	0.12	7.52	13.45	5.45	119.8
Tor.	82	42.62	88.41	.482	11.37	32.11	.354	18.02	23.44	.769	10.91	31.18	42.10	29.48	20.85	0.05	8.80	13.67	4.82	114.6
Utah	82	42.55	91.09	.467	12.63	36.66	.345	19.85	25.26	.786	12.00	31.82	43.82	29.62	21.13	0.13	8.89	15.51	3.77	117.6
Wash.	82	41.80	90.35	.463	13.05	36.38	.359	16.24	21.20	.766	10.98	30.93	41.90	25.05	21.34	0.13	7.99	15.66	5.51	112.9

OPPONENTS' STATISTICS (PER GAME) / INCLUDES GAMES OF SUNDAY, APRIL 9, 2023

TEAM	G	FIELD GOALS			3-PT FG			FREE THROWS			REBOUNDS			MISCELLANEOUS						
		MADE	ATT	PCT	MADE	ATT	PCT	MADE	ATT	PCT	OFF	DEF	TOT	AST	PF	DQ	STL	TO	BLK	PTS
Atl.	82	42.35	89.44	.474	12.88	36.26	.355	18.46	23.24	.794	11.15	34.10	45.24	26.65	18.48	0.06	8.48	16.06	4.90	116.0
Bkn.	82	42.16	84.74	.497	12.52	32.88	.381	19.07	24.61	.775	10.17	33.40	43.57	27.49	19.45	0.11	9.15	14.50	5.32	115.9
Bos.	82	38.35	86.77	.442	14.01	39.12	.358	16.44	21.22	.775	10.85	30.35	41.21	24.74	18.39	0.02	6.16	12.41	4.13	107.2
Cha.	82	41.02	87.89	.467	12.82	35.66	.359	16.32	20.38	.801	10.18	29.10	39.28	25.93	19.84	0.06	8.20	12.70	4.44	111.2
Chi.	82	44.83	93.74	.478	14.06	38.21	.368	17.79	22.98	.774	11.28	34.44	45.72	28.76	18.84	0.07	9.11	12.96	5.57	121.5
Clev.	82	41.30	89.06	.464	14.18	38.13	.372	18.62	23.44	.794	11.26	31.90	43.16	26.93	20.54	0.07	8.63	15.04	4.32	115.4
Dall.	82	44.83	93.84	.478	12.80	36.54	.350	17.17	22.29	.770	11.95	34.82	46.77	28.35	21.01	0.12	8.79	13.37	5.27	119.6
Den.	82	42.72	91.23	.468	13.65	39.12	.349	17.84	23.15	.771	11.24	31.59	42.83	27.49	21.46	0.20	7.83	11.78	4.63	116.9
Det.	82	37.76	85.22	.443	12.68	36.77	.345	21.41	27.17	.788	11.27	29.27	40.54	23.48	21.28	0.23	8.87	16.89	5.80	109.6
G.S.	82	42.37	88.29	.480	12.93	35.88	.360	17.51	21.83	.802	11.51	32.73	44.24	27.07	18.59	0.06	8.80	15.90	4.17	115.2
Hou.	82	40.49	88.01	.460	12.37	35.27	.351	16.67	22.06	.756	11.32	28.16	39.48	24.52	20.00	0.23	9.00	13.44	4.70	110.0
Ind.	82	44.27	90.54	.489	12.11	34.07	.355	19.77	25.56	.773	11.23	35.43	46.66	26.44	19.91	0.06	8.15	13.49	4.76	120.4
LA-C	82	41.04	87.52	.469	13.28	36.44	.364	17.28	21.72	.796	11.54	30.84	42.38	26.15	20.07	0.11	8.45	14.32	4.60	112.6
LA-L	82	42.50	88.06	.483	12.80	36.37	.352	16.78	21.18	.792	10.89	30.09	40.98	27.44	20.99	0.11	8.91	14.61	3.45	114.6
Mem.	82	44.09	90.95	.485	14.04	38.56	.364	18.48	23.83	.775	12.73	34.05	46.78	28.22	19.50	0.07	8.83	15.51	5.29	120.7
Miami	82	43.29	93.04	.465	13.98	38.98	.359	17.98	22.37	.804	11.57	34.82	46.39	27.49	20.34	0.07	7.89	15.04	4.90	118.5
Milw.	82	41.55	87.78	.473	14.83	39.52	.375	18.91	24.09	.785	11.10	33.37	44.46	27.85	17.60	0.09	8.68	13.06	4.15	116.8
Minn.	82	41.40	89.66	.462	12.07	33.98	.355	19.77	25.32	.781	11.76	31.99	43.74	26.05	20.45	0.17	8.33	15.02	4.11	114.6
N.O.	82	43.77	91.70	.477	14.20	40.52	.350	18.29	23.65	.774	12.68	33.11	45.79	28.13	20.23	0.12	8.00	14.48	5.79	120.0
N.Y.	82	39.30	85.54	.460	13.88	38.35	.362	17.63	22.67	.778	9.99	30.55	40.54	25.00	19.45	0.12	7.27	14.39	4.33	110.1
OKC.	82	38.66	88.38	.437	14.34	38.89	.369	16.22	21.93	.740	11.87	33.32	45.18	24.95	20.37	0.16	7.59	16.73	4.37	107.9
Orl.	82	41.72	87.70	.476	12.11	34.30	.353	19.56	25.04	.781	10.46	32.85	43.32	25.26	21.85	0.16	8.23	14.89	5.38	115.1
Phil.	82	41.83	89.61	.467	13.38	37.90	.353	19.02	24.23	.785	12.09	33.21	45.29	27.56	19.93	0.10	7.28	15.43	5.12	116.1
Phoe.	82	40.20	85.50	.470	12.17	35.07	.347	18.56	23.63	.785	11.79	31.88	43.67	25.10	18.87	0.05	7.91	16.26	4.46	111.1
Port.	82	42.02	89.30	.471	12.52	34.99	.358	19.20	24.29	.790	11.98	30.98	42.95	26.37	22.00	0.12	10.83	15.61	5.72	115.8
Sac.	82	43.96	88.95	.494	13.83	36.48	.379	19.24	24.40	.789	11.11	32.83	43.94	28.01	18.32	0.06	8.74	13.99	4.71	121.0
S.A.	82	41.05	91.09	.451	13.00	36.93	.352	16.43	20.79	.790	10.44	32.13	42.57	26.20	20.23	0.13	7.66	12.98	4.56	111.5
Tor.	82	40.11	85.94	.467	12.55	35.91	.349	19.04	24.00	.793	10.95 </									



NBA SEASON REVIEW

TEAMS' STATISTICS, RANK WITHIN LEAGUE

	ATL	BOS	BRK	CHA	CHI	CLE	DAL	DEN	DET	GS	HOU	IND	LAC	LAL	MEM	MIA	MIL	MIN	NO	NY	OKC	ORL	PHI	PHO	POR	SAC	SA	TOR	UTA	WAS
Points/gm	6	19	30	13	12	4	23	1	8	22	18	27	24	11	20	2	29	7	16	10	5	15	14	26	17	28	3	21	9	25
FGpct.	13	16	30	25	14	8	19	2	3	24	10	26	4	1	27	15	12	9	20	11	5	21	23	28	29	18	6	7	17	22
FTpct.	20	7	16	2	18	19	28	5	27	6	25	17	1	26	9	11	30	29	14	10	3	8	4	15	24	21	12	22	13	23
3-ptFG pct.	5	8	30	3	19t	13	26	1	17	19t	10	18	7	14	22	11	2	6	24	4	9	27	23	12	28	29	15	21	25	16
Off.Reb./gm	18t	7	24	5	23	12	22	26	3	15	1	25	27t	29	16	10	30	17	8	6	27t	20	11	4	2	13	14	21	9	18t
Def.Reb./gm	13	7	30	8	2	12	6	5	14	25	9	16	24	22	26	4	19	10	21	11	3	15	18	29	17	28	1	23	20	27
Rebounds/gm	18	3	30	5	9	11	10	14	8	21	1	25	29	27	23	4	28	13	15	7	12	19	17	20	6	22	2	24	16	26
Assists/gm	1	27t	26	15	7	8	22	4	11	6	21	12	30	17	10	5	18	16	24	13	19	14	29	27t	23	20	9	3	2	25
Steals/gm	5	28	22	29	23	16t	24	30	1	2t	14t	27	7	14t	10	13	26	12	9	19	2t	16t	6	4	18	20	25	11	8	21
Turnovers/gm10t	1	29	25	23	9	18	3	21	27t	24	17	14	15t	20	7	22	19	12	6	2	10t	5	15t	30	13	4	8	26	27t	
Blocks/gm	18	11t	23	21	11t	13	10	28	1	26	3	19	14	22	16	24	27	2	9	29	6	17	4	25	7	20	8	15	30	5
Pers.Fouls/gm	14	9	26	10	8	12	2	11	30	13	1	23t	6	3	21	5	16	28	17t	19	7	25	20	22	17t	15	4	23t	27	29
DQ/game	24	15t	19t	1t	7t	15t	5t	15t	29	11t	11t	18	7t	7t	30	1t	7t	25	11t	26t	5t	26t	1t	11t	26t	19t	19t	1t	22t	22t

OPPONENTS' STATISTICS, RANK WITHIN LEAGUE

	ATL	BOS	BRK	CHA	CHI	CLE	DAL	DEN	DET	GS	HOU	IND	LAC	LAL	MEM	MIA	MIL	MIN	NO	NY	OKC	ORL	PHI	PHO	POR	SAC	SA	TOR	UTA	WAS
Points/gm	18	1	17	7	28	15	23	21	3	14	4	25	10	11	26	22	20	12	24	5	2	13	19	6	16	27	8	9	30	29
FGpct.	18	2	30	11	22	8	21	13	3	23	6	27	14	24	25	9	17	7	20	5	1	19	12	15	16	29	4	10	28	26
FTpct.	24	8	9	28	7	25	3	4	18	29	2	5	26	22	10	30	16	13	6	12	1	14	15	17	21	19	20	23	11	27
3-ptFG pct.	12	16	30	18	23	26	6	3	1	19	7	14	22	9	21	17	28	13	5	20	25	11	10	2	15	29	8	4	27	24
Off.Reb./gm	11	6	2	3	16	14	25	13	15	18	17	12	19	7	29	20	9	21	28	1	24	5	27	22	26	10	4	8	23	30
Def.Reb./gm	25	5	22	2	26	11	28t	9	3	15	1	30	7	4	24	28t	21	13	18	6	20	17	19	10	8	16	14	12	23	27
Rebounds/gm	21	6	14	1	23t	12	28t	9	3t	18	2	27	7	5	29	26	19	16	25	3t	20	13	22	15	11	17	8	10	23t	30
Assists/gm	15	4	19t	9	28	16	27	19t	1	17	3	14	11	18	26	19t	23	10	25	6	5	8	22	7	13	24	12	2	30	29
Steals/gm	16	1	27	12	26	17	20	7	23	21	25	11	15	24	22	8	18	14	10	2	4	13	3	9	30	19	5	6	28	29
Turnovers/gm	5	29	16	28	27	10t	24	30	1	6	23	22	19	14	8	10t	25	12	17	18	2	13	9	3	7	20	26	4	15	21
Blocks/gm	17t	3	23	9	26	6	21	13	29	5	14	16	12	1	22	17t	4	2	28	7	8	24	20	10	27	15	11	19	30	25
Pers.Fouls/gm	26	27	21t	18	24	7	5	3	4	25	15	17	14	6	20	10t	30	8	12t	21t	9	2	16	23	1	28	12t	19	10t	29
DQ/game	23t	30	12t	23t	18t	18t	8t	3	1t	23t	1t	23t	12t	12t	18t	18t	17	4	8t	8t	5t	5t	15t	29	8t	23t	7	15t	23t	18t

COMBINATION TEAM/OPPONENT STATISTICS, RANK WITHIN LEAGUE

	ATL	BOS	BRK	CHA	CHI	CLE	DAL	DEN	DET	GS	HOU	IND	LAC	LAL	MEM	MIA	MIL	MIN	NO	NY	OKC	ORL	PHI	PHO	POR	SAC	SA	TOR	UTA	WAS
Pts/game/diff.	12	4	28	8	22	9	23	7	3	20	6	26	16	14	24	13	25	10	21	5	1	17	18	15	19	29	2	11	27	30
Off.Reb. Pct	20	6	25	4	27	9	26	24	3	14	1	29	23	22	19	17	30	15	8	5	28	18	10	7	2	13	11	16	12	21
Def.Reb. Pct	10	4	18	3	6	12	16	7	14	22	9	17	23	13	29	8	15	20	28	2	11	5	26	27	25	21	1	19	24	30
Total Reb. Pct	17	5	23	2	20	8	24	16	4	19	1	27	26	22	28	11	29	13	21	3	25	10	18	9	6	14	7	12	15	30

MISCELLANEOUS STATISTICS

TEAM	POINTS PER GAME		FG PCT		TURNOVERS PER GAME		REB. PCT			BELOW 100		OVERTIME	3 PTS ORLESS	10 PTS ORMORE
	OWN	OPP.	OWN	OPP.	OWN	OPP.	OFF.	DEF.	TOT.	OWN	OPP.	W	L	W
Atlanta	118.5	116.0	.474	.474	14.2	16.1	.244	.745	.494	7	8	2-0	7-8	33-19
Boston	114.8	107.2*	.467	.442	12.4*	12.4	.292	.757	.524	9	18	1-0	5-7	38-10
Brooklyn	105.9	115.9	.443	.497	15.8	14.5	.236	.740	.488	26	6	0-2	2-4	12-43
Charlotte	116.0	111.2	.460	.467	15.4	12.7	.305	.766	.535	6	19	2-1	3-6	32-19
Chicago	116.3	121.5	.469	.478	15.3	13.0	.231	.755	.493	7	3	1-1	10-6	13-33
Cleveland	119.5	115.4	.482	.464	14.0	15.0	.269	.744	.506	4	8	0-3	2-5	27-17
Dallas	114.1	119.6	.466	.478	14.6	13.4	.232	.741	.487	10	3	2-4	5-7	9-30
Denver	122.1*	116.9	.496	.468	12.9	11.8	.236	.753	.494	2	6	5-4	9-11	28-9
Detroit	117.8	109.6	.485	.443	15.1	16.9*	.309	.742	.526	5	13	2-3	10-6	34-8
GoldenState	114.6	115.2	.461	.480	15.7	15.9	.258	.729	.493	12	11	3-2	5-6	20-23
Houston	115.2	110.0	.479	.460	15.4	13.4	.348*	.745	.547*	7	14	1-7	5-9	27-11
Indiana	112.4	120.4	.458	.489	14.5	13.5	.217	.741	.479	11	5	1-1	7-6	7-38
L.A.Clippers	113.8	112.6	.484	.469	14.3	14.3	.237	.729	.483	9	12	3-0	7-8	25-23
L.A.Lakers	116.3	114.6	.502*	.483	14.5	14.6	.239	.743	.491	8	7	1-0	8-3	28-21
Memphis	114.7	120.7	.456	.485	15.1	15.5	.247	.709	.478	6	5	1-1	3-5	9-32
Miami	120.9	118.5	.468	.465	13.7	15.0	.254	.749	.501	6	6	1-0	6-4	29-23
Milwaukee	110.6	116.8	.477	.473	15.2	13.1	.211	.741	.476	16	8	2-1	6-6	19-33
Minnesota	118.0	114.7	.481	.462	14.8	15.0	.257	.737	.497	5	7	2-2	6-4	28-18
NewOrleans	115.5	120.0	.466	.477	14.2	14.5	.270	.714	.492	7	4	1-4	2-5	15-25
New York	116.5	110.1	.478	.460	13.7	14.4	.293	.767	.530	10	17	1-1	9-4	32-19
OklahomaCity	119.0	107.9	.484	.437*	12.6	16.7	.223	.744	.484	2	18	5-0	5-6	43-9
Orlando	115.7	115.1	.464	.476	14.2	14.9	.250	.756	.503	8	7	3-2	11-5	19-19
Philadelphia	115.9	116.1	.462	.467	13.6	15.4	.262	.725	.494	7	5	4-3	6-8	26-20
Phoenix	112.6	111.1	.455	.470	14.5	16.3	.289	.719	.504	11	12	1-1	7-10	25-17
Portland	115.5	115.8	.453	.471	17.3	15.6	.313	.727	.520	12	7	1-2	6-5	23-18
Sacramento	111.0	121.0	.467	.494	14.3	14.0	.259	.735	.497	15	2	2-1	3-4	6-40
San Antonio	119.8	111.5	.483	.451	13.4	13.0	.262	.773*	.518	3	11	1-1	8-5	43-8
Toronto	114.6	111.8	.482	.467	13.7	16.1	.255	.740	.497	14	13	2-2	7-4	33-23
Utah	117.6	126.0	.467	.494	15.5	14.6	.262	.729	.495	5	2	3-2	5-8	9-41
Washington	112.9	124.9	.463	.488	15.7	13.8	.241	.702	.471	10	3	0-3	2-2	8-51

* - League Leader



INCLUDES GAMES OF SUNDAY, APRIL 12, 2026

ASSISTS PER TURNOVER / TEAMS

Team	AST	TO	RATIO
Denver	2375	1057	2.25
Toronto	2417	1121	2.16
Atlanta	2471	1162	2.13
Miami	2374	1120	2.12
San Antonio	2302	1103	2.09
Oklahoma City	2113	1031	2.05
Cleveland	2321	1147	2.02
New York	2250	1119	2.01
Boston	2021	1014	1.99
Utah	2429	1272	1.91
Indiana	2269	1190	1.91
Orlando	2177	1162	1.87
Chicago	2335	1257	1.86
Memphis	2283	1236	1.85
Golden State	2369	1284	1.85
Detroit	2281	1241	1.84
Philadelphia	2017	1117	1.81
L.A. Lakers	2122	1188	1.79
Sacramento	2095	1175	1.78
New Orleans	2058	1163	1.77
Minnesota	2138	1214	1.76
Dallas	2072	1193	1.74
Charlotte	2160	1264	1.71
Phoenix	2021	1188	1.70
Milwaukee	2116	1247	1.70
L.A. Clippers	1947	1176	1.66
Houston	2083	1261	1.65
Washington	2054	1284	1.60
Brooklyn	2050	1292	1.59
Portland	2062	1417	1.46

STEALS PER TURNOVER / TEAMS

Team	STL	TO	RATIO
Oklahoma City	796	1031	0.77
Detroit	856	1241	0.69
Philadelphia	750	1117	0.67
Atlanta	768	1162	0.66
Phoenix	781	1188	0.66
Toronto	722	1121	0.64
Miami	709	1120	0.63
L.A. Clippers	738	1176	0.63
New Orleans	726	1163	0.62
Golden State	796	1284	0.62
Cleveland	697	1147	0.61
Orlando	697	1162	0.60
New York	666	1119	0.60
Minnesota	717	1214	0.59
L.A. Lakers	701	1188	0.59
Memphis	723	1236	0.58
Boston	585	1014	0.58
Utah	729	1272	0.57
Sacramento	658	1175	0.56
San Antonio	617	1103	0.56
Houston	701	1261	0.56
Denver	560	1057	0.53
Dallas	619	1193	0.52
Washington	655	1284	0.51
Indiana	605	1190	0.51
Brooklyn	653	1292	0.51
Chicago	627	1257	0.50
Milwaukee	607	1247	0.49
Portland	677	1417	0.48
Charlotte	577	1264	0.46

ASSISTS PER TURNOVER / PLAYERS

Name	AST	TO	RATIO
McConnell, Ind.	287	64	4.48
Spencer, Mem.	400	93	4.30
Mitchell, Mia.	453	108	4.19
Quickley, Tor.	415	102	4.07
Sheard, Tor.	444	112	3.96
Jones, Chi.	350	92	3.80
Pritchard, Bos.	408	109	3.74
Nembhard, Dal.	316	85	3.72
Bridges, N.Y.	304	83	3.66
Porter Jr., Cle.	205	59	3.47
Daniels, Atl.	449	135	3.33
DeRozan, Sac.	316	96	3.29
Nembhard, Ind.	437	137	3.19
Murray, Den.	535	171	3.13
White, Bos.	414	134	3.09
Alvarado, N.O.-N.Y.	234	77	3.04
Gillespie, Pho.	371	125	2.97
Gilgeous-Alexander, OKC.	448	151	2.97
Brunson, N.Y.	503	175	2.87
Jokic, Den.	697	243	2.87

STEALS PER TURNOVER / PLAYERS

Name	STL	TO	RATIO
Konchar, Mem.-Utah	83	35	2.37
Green, Det.	102	45	2.27
Wallace, OKC.	150	73	2.05
Ellis, Sac.-Cle.	83	41	2.02
Smith, Mia.	100	55	1.82
Goodwin, Pho.	106	68	1.56
Thompson, Det.	146	110	1.33
Bridges, N.Y.	107	83	1.29
Jones, N.O.	88	73	1.21
LaRavia, LA-L	104	87	1.20
Dunn, LA-C	131	111	1.18
Daniels, Atl.	149	135	1.10
Sheppard, Hou.	122	123	0.99
Holland II, Det.	92	96	0.96
Smart, LA-L	87	92	0.95
Brown, Den.	85	91	0.93
Leonard, LA-C	122	133	0.92
Quickley, Tor.	92	102	0.90
DiVincenzo, Min.	104	118	0.88
Anunoby, N.Y.	104	123	0.85

**PLAYOFF
OPPONENTS**



OPPONENTS



(46-36)

6th in Eastern Conference

SERIES RECAP

Current Streak.....	Won 6
Current Home Streak.....	Won 2
Current Road Streak.....	Won 5
All-Time Record vs. Atlanta.....	59-54
All-Time Home Record vs. Atlanta.....	30-26
All-Time Road Record vs. Atlanta.....	29-28
Playoff Record vs. Atlanta.....	0-0

HEAD-TO-HEAD VS. ATLANTA

TORONTO RAPTORS (4-0)

PLAYER	G-GS	MIN	FG-FGA	PCT	3FG-FGA	PCT	FT-FTA	PCT	OFF	DEF	TOT	AST	PF-DQ	STL	TO	BLK	PTS	AVG
Barrett, R	4-4	125	34-63	54.0	10-26	38.5	12-17	70.6	5	18	23	14	11-0	6	12	0	90	22.5
Ingram, B	4-4	130	33-64	51.6	6-17	35.3	12-13	92.3	5	28	33	11	10-0	6	13	5	84	21.0
Barnes, S	4-4	136	30-60	50.0	0-5	0.0	14-15	93.3	5	26	31	27	11-0	5	6	6	74	18.5
Quickley, I	4-4	126	20-47	42.6	8-29	27.6	14-17	82.4	2	12	14	22	8-0	5	7	0	62	15.5
Poeltl, J	2-2	48	11-13	84.6	0-0	0.0	4-5	80.0	6	10	16	3	10-1	1	4	2	26	13.0
Dick, G	4-0	71	15-26	57.7	8-12	66.7	12-13	92.3	3	12	15	0	7-0	4	2	0	50	12.5
Mamukelashvili, S	4-0	92	17-34	50.0	4-14	28.6	6-7	85.7	6	22	28	15	5-0	2	3	4	44	11.0
Murray-Boyles, C	3-2	75	12-19	63.2	1-3	33.3	1-2	50.0	5	9	14	10	8-0	3	3	5	26	8.7
Shead, J	4-0	65	8-18	44.4	4-12	33.3	5-6	83.3	1	5	6	16	7-0	4	6	0	25	6.3
Mogbo, J	1-0	11	2-4	50.0	0-0	0.0	0-0	0.0	1	3	4	0	1-0	0	0	0	4	4.0
Walter, J	3-0	34	2-8	25.0	1-6	16.7	3-4	75.0	0	3	3	1	6-0	1	2	1	8	2.7
Battle, J	2-0	15	1-4	25.0	0-3	0.0	0-0	0.0	1	2	3	0	0-0	1	0	0	2	1.0
Bamba, M	1-0	2	0-2	0.0	0-0	0.0	0-0	0.0	1	1	2	0	0-0	0	0	0	0	0.0
Martin, A	1-0	1	0-0	0.0	0-0	0.0	0-0	0.0	0	0	0	0	0-0	0	0	0	0	0.0
Lawson, A	0-0	0	0-0	0.0	0-0	0.0	0-0	0.0	0	0	0	0	0-0	0	0	0	0	0.0
Temple, G	0-0	0	0-0	0.0	0-0	0.0	0-0	0.0	0	0	0	0	0-0	0	0	0	0	0.0
RAPTORS	4	960	187-368	50.8	42-131	32.1	83-99	83.8	42	154	223	121	88-1	41	61	23	499	124.8
HAWKS	4	960	148-366	40.4	48-146	32.9	88-100	88.0	42	128	209	109	83-1	36	66	17	432	108

ATLANTA HAWKS (0-4)

PLAYER	G-GS	MIN	FG-FGA	PCT	3FG-FGA	PCT	FT-FTA	PCT	OFF	DEF	TOT	AST	PF-DQ	STL	TO	BLK	PTS	AVG
Young, T	1-1	34	5-14	35.7	1-7	14.3	11-13	84.6	0	1	1	5	4-0	1	2	0	22	22.0
Johnson, J	4-4	142	30-63	47.6	6-20	30.0	20-26	76.9	6	29	35	28	4-0	3	19	2	86	21.5
Alexander-Walker, N4-3	127	23-62	37.1	12-28	42.9	17-19	89.5	1	14	15	14	7-0	3	13	1	75	18.8	
Porzingis, K	3-2	75	11-40	27.5	6-19	31.6	18-18	100	5	10	15	6	6-0	0	2	6	46	15.3
Risacher, Z	4-4	104	23-51	45.1	5-19	26.3	5-5	100	5	13	18	4	14-1	3	2	2	56	14.0
Okongwu, O	4-2	122	19-46	41.3	3-11	27.3	5-6	83.3	10	22	32	8	12-0	6	5	1	46	11.5
Daniels, D	4-4	131	17-40	42.5	1-7	14.3	7-8	87.5	8	14	22	25	14-0	6	8	3	42	10.5
Kennard, L	2-0	52	5-12	41.7	4-9	44.4	2-2	100	0	4	4	7	3-0	3	3	0	16	8.0
Krejci, V	3-0	68	7-15	46.7	6-12	50.0	3-3	100	1	7	8	6	11-0	5	3	0	23	7.7
Wallace, K	3-0	48	7-14	50.0	4-10	40.0	0-0	0.0	0	6	6	4	5-0	4	2	1	18	6.0
Gueye, M	4-0	48	1-8	12.5	0-3	0.0	0-0	0.0	5	8	13	2	1-0	2	0	1	2	0.5
Newell, A	1-0	8	0-0	0.0	0-0	0.0	0-0	0.0	1	0	1	0	2-0	0	0	0	0	0.0
Houstan, C	1-0	1	0-1	0.0	0-1	0.0	0-0	0.0	0	0	0	0	0-0	0	0	0	0	0.0
Dante, N	0-0	0	0-0	0.0	0-0	0.0	0-0	0.0	0	0	0	0	0-0	0	0	0	0	0.0
Williams, M	0-0	0	0-0	0.0	0-0	0.0	0-0	0.0	0	0	0	0	0-0	0	0	0	0	0.0
HAWKS	4	960	148-366	40.4	48-146	32.9	88-100	88.0	42	128	209	109	83-1	36	66	17	432	108
RAPTORS	4	960	187-368	50.8	42-131	32.1	83-99	83.8	42	154	223	121	88-1	41	61	23	499	124.8



GAME #1 - TORONTO 138, ATLANTA 118

October 22, 2025 - State Farm Arena

NATIONAL BASKETBALL ASSOCIATION OFFICIAL SCORER'S REPORT FINAL BOX

Wednesday, October 22, 2025 State Farm Arena, Atlanta, GA
Officials: #4 Sean Wright, #96 Brent Barnaky, #9 Natalie Sago

Game Duration: 2:26
Attendance: 17811 (Sellout)

VISITOR: Toronto Raptors (1-0)

POS	MIN	FG	FGA	3P	3PA	FT	FTA	OR	DR	TOT	A	PF	ST	TO	BS	+/-	PTS
3 Brandon Ingram	F	26:52	7	16	0	2	2	3	2	7	9	3	2	5	0	14	16
4 Scottie Barnes	F	31:53	9	14	0	0	4	4	0	6	6	9	4	1	2	9	22
19 Jakob Poeltl	C	22:22	7	8	0	0	0	1	3	3	6	2	6	0	2	-3	14
9 RJ Barrett	G	29:58	9	12	2	4	5	2	6	8	5	2	4	0	0	25	25
5 Immanuel Quickley	G	28:42	5	12	0	7	3	4	0	4	4	8	3	1	3	0	13
1 Grady Dick		23:58	6	10	2	4	7	8	1	4	5	0	1	1	0	0	18
30 Ochai Agbaji		19:57	2	5	0	3	0	0	1	2	3	1	3	2	0	0	15
54 Sandro Mamukelashvili		17:09	3	6	1	1	0	0	4	4	3	4	0	2	1	21	7
23 Jamal Sheard		19:18	3	5	1	2	3	4	1	1	2	5	1	1	2	0	11
2 Jonathan Mogbo		10:46	2	4	0	0	0	0	1	3	4	0	1	0	0	2	4
77 Jamison Battle		09:05	1	3	0	2	0	0	1	2	3	0	0	0	0	0	4
17 Garrett Temple	DNP - Coach's Decision																
240:00 54 95 6 25 24 29 12 42 54 36 31 10 19 4 20 138																	
56.8% 24% 82.8% TM REB: 6 TOT TO: 19 (23 PTS) TM FGA: 0																	

HOME: ATLANTA HAWKS (0-1)

POS	MIN	FG	FGA	3P	3PA	FT	FTA	OR	DR	TOT	A	PF	ST	TO	BS	+/-	PTS
10 Zaccharie Risacher	F	20:36	7	13	2	6	0	2	0	2	0	1	0	0	1	-14	16
1 Jalen Johnson	F	34:49	7	13	0	2	8	10	0	7	8	1	1	0	1	-15	22
8 Kristaps Porzingis	C	25:34	5	12	4	7	6	2	5	7	2	4	0	2	2	-11	20
5 Dyson Daniels	G	22:44	2	4	0	1	0	0	1	2	3	2	5	2	3	-3	4
11 Trae Young	G	34:18	5	14	1	7	11	13	0	1	5	4	1	1	2	-14	22
7 Nickeil Alexander-Walker		28:05	2	15	1	5	5	6	1	3	4	2	1	1	0	-2	10
2 Keaton Wallace		08:41	0	0	0	0	0	0	0	0	0	2	1	1	0	-11	0
3 Luke Kennard		30:27	2	7	1	5	1	1	0	4	3	3	1	3	0	-16	6
17 Onyeka Okongwu		29:45	8	12	1	2	1	2	4	6	1	2	0	0	0	-19	18
18 Mouhamed Gueye		05:01	0	0	0	0	0	0	0	0	0	0	0	0	1	-5	0
12 N'Faly Dante	DNP - Coach's Decision																
27 Vit Krejci	DNP - Coach's Decision																
33 Caleb Houston	DNP - Coach's Decision																
14 Asa Newell	DNP - Coach's Decision																
240:00 38 90 10 35 32 37 8 26 34 25 24 7 15 6 20 118																	
42.2% 28.6% 86.5% TM REB: 10 TOT TO: 16 (22 PTS) TM FGA: 1																	

SCORE BY PERIOD

PERIOD	1	2	3	4	FINAL
Raptors	36	29	45	28	138
HAWKS	34	25	28	31	118

Inactive: Raptors - Hepburn (G League - Two-Way), Lawson (G League - Two-Way), Martin (G League - Two-Way), Murray-Boyles (Injury/Illness - Right Forearm Muscle Strain), Walter (Injury/Illness - NA; Illness)
Inactive: Hawks - Djurisic, Houston (G League - Two-Way), Ndiaye (G League - Two-Way), Toppin (G League - Two-Way)
Points in the Paint: Raptors 86 (43/50), HAWKS 56 (29/50)
2nd Chance Points: Raptors 19 (9/12), HAWKS 15 (4/7)
Fast Break Points: Raptors 34 (14/20), HAWKS 11 (4/8)
Biggest Lead: Raptors 29, HAWKS 2
Lead Changes: 1
Times Tied: 2
Technical fouls - Non-Unsportsmanlike
Raptors (1); Mogbo 10/03 2nd (Defensive Three Seconds)
HAWKS (0); NONE

GAME #9 - TORONTO 109, ATLANTA 97

November 7, 2025 - State Farm Arena

NATIONAL BASKETBALL ASSOCIATION OFFICIAL SCORER'S REPORT FINAL BOX

Friday, November 7, 2025 State Farm Arena, Atlanta, GA
Officials: #15 Zach Zarba, #52 Scott Twardoski, #82 Suyash Mehta

Game Duration: 2:14
Attendance: 16340

VISITOR: Toronto Raptors (5-4)

POS	MIN	FG	FGA	3P	3PA	FT	FTA	OR	DR	TOT	A	PF	ST	TO	BS	+/-	PTS
3 Brandon Ingram	F	34:44	7	19	2	8	4	4	1	5	6	4	3	1	2	1	20
4 Scottie Barnes	F	35:03	5	16	0	2	4	4	3	7	10	4	3	1	0	2	-14
19 Jakob Poeltl	C	25:13	4	5	0	0	0	4	3	7	10	1	4	1	2	1	6
9 RJ Barrett	G	33:16	7	15	2	6	3	3	2	3	5	4	3	0	1	0	5
5 Immanuel Quickley	G	34:14	5	11	3	7	5	6	0	5	6	2	3	2	0	5	
54 Sandro Mamukelashvili		20:43	5	9	1	4	1	2	2	4	6	1	0	1	0	0	12
1 Grady Dick		13:25	3	7	3	4	2	2	0	1	1	0	2	1	0	0	7
12 Collin Murray-Boyles		17:34	1	4	1	2	0	0	2	2	4	1	2	0	2	5	3
23 Jamal Sheard		13:46	0	3	0	3	0	0	0	1	1	2	1	1	1	0	7
14 Ja'Kobe Walter		05:46	0	1	0	1	0	0	0	0	0	0	1	2	0	-9	0
77 Jamison Battle		06:16	0	1	0	1	0	0	0	0	0	0	0	1	0	0	0
30 Ochai Agbaji	DNP - Coach's Decision																
17 Garrett Temple	DNP - Coach's Decision																
240:00 37 91 12 38 23 25 13 35 48 23 21 11 12 6 12 109																	
40.7% 31.8% 82.8% TM REB: 7 TOT TO: 13 (19 PTS) TM FGA: 0																	

HOME: ATLANTA HAWKS (4-5)

POS	MIN	FG	FGA	3P	3PA	FT	FTA	OR	DR	TOT	A	PF	ST	TO	BS	+/-	PTS
10 Zaccharie Risacher	F	30:26	6	16	1	5	3	3	2	3	5	0	4	2	0	1	4
1 Jalen Johnson	F	33:02	8	14	2	5	3	3	1	6	7	4	2	1	6	0	-9
8 Kristaps Porzingis	C	29:40	4	16	1	7	8	3	4	7	3	0	4	0	0	4	5
5 Dyson Daniels	G	34:48	2	10	1	3	2	2	5	3	8	2	2	2	2	-1	7
7 Nickeil Alexander-Walker	G	29:38	7	14	3	6	3	4	0	2	2	3	0	3	0	-13	20
17 Onyeka Okongwu		26:00	2	12	0	3	3	3	4	7	11	0	4	1	2	0	-11
18 Mouhamed Gueye		18:58	1	6	0	3	0	0	3	4	7	1	0	0	0	-12	2
27 Vit Krejci		17:34	0	3	0	3	0	0	1	3	4	2	2	0	1	0	-16
2 Keaton Wallace		16:54	3	5	1	3	0	0	0	3	3	3	2	2	1	-5	7
12 N'Faly Dante	DNP - Coach's Decision																
33 Caleb Houston	DNP - Coach's Decision																
14 Asa Newell	DNP - Coach's Decision																
240:00 33 96 9 38 22 23 19 35 54 24 19 8 15 7 -12 97																	
34.4% 23.7% 95.7% TM REB: 11 TOT TO: 19 (17 PTS) TM FGA: 0																	

SCORE BY PERIOD

PERIOD	1	2	3	4	FINAL
Raptors	25	18	29	36	109
HAWKS	26	27	24	20	97

Inactive: Raptors - Hepburn (G League - Two-Way), Lawson (G League - Two-Way), Martin (G League - Two-Way), Mogbo (G League - On Assignment)
Inactive: Hawks - Djurisic (Injury/Illness - Right Elbow Sprain), Kennard (Injury/Illness - NA; Illness), Ndiaye (G League - Two-Way), Toppin (G League - Two-Way), Young (Injury/Illness - Right Knee; MCL Sprain)
Points in the Paint: Raptors 44 (22/41), HAWKS 42 (21/48)
2nd Chance Points: Raptors 14 (6/13), HAWKS 21 (6/18)
Fast Break Points: Raptors 21 (7/15), HAWKS 11 (4/10)
Biggest Lead: Raptors 12, HAWKS 13
Lead Changes: 4
Times Tied: 5
Technical fouls - Individual
Hawks (0); NONE
RAPTORS (1); Barrett 10:57 2nd

GAME #36 - TORONTO 134, ATLANTA 117

January 3, 2026 - Scotiabank Arena

NATIONAL BASKETBALL ASSOCIATION OFFICIAL SCORER'S REPORT FINAL BOX

Saturday, January 3, 2026 Scotiabank Arena, Toronto, ON
Officials: #77 Karl Lane, #30 John Butler, #82 Suyash Mehta

Game Duration: 2:09
Attendance: 19028

VISITOR: Atlanta Hawks (17-20)

POS	MIN	FG	FGA	3P	3PA	FT	FTA	OR	DR	TOT	A	PF	ST	TO	BS	+/-	PTS
10 Zaccharie Risacher	F	30:10	3	11	0	3	2	2	1	6	7	0	0	0	0	-9	8
1 Jalen Johnson	F	37:09	10	21	4	9	6	9	2	5	7	9	1	0	4	0	-11
17 Onyeka Okongwu	G	30:18	2	9	0	3	0	0	3	3	4	3	1	2	1	-16	4
5 Dyson Daniels	C	34:14	9	13	0	1	2	2	1	4	5	12	3	2	1	-5	20
7 Nickeil Alexander-Walker	G	35:56	10	19	6	11	5	5	0	4	4	3	1	2	6	0	-16
14 Asa Newell		08:05	0	0	0	0	0	0	1	0	1	0	2	0	0	-4	0
27 Vit Krejci		23:05	4	6	4	4	1	1	0	2	2	5	2	1	0	-8	13
2 Keaton Wallace		19:02	4	6	3	7	0	0	0	3	3	1	1	0	0	-13	11
18 Mouhamed Gueye		20:27	0	2	0	0	0	0	2	2	4	1	0	2	0	-3	0
33 Caleb Houston		01:33	0	1	0	1	0	0	0	0	0	0	0	0	0	0	0
3 Luke Kennard	DND - Injury/Illness - Back; Soreness																
35 Malik Williams	DNP - Coach's Decision																
240:00 42 91 17 39 16 19 7 29 36 32 19 10 15 3 -17 117																	
46.2% 43.6% 94.2% TM REB																	



OPPONENTS



(56-26)

2nd in Eastern Conference

SERIES RECAP

Current Streak.....	Lost 5
Current Home Streak.....	Lost 3
Current Road Streak.....	Lost 9
All-Time Record vs. Boston.....	43-77
All-Time Home Record vs. Boston.....	29-31
All-Time Road Record vs. Boston.....	14-46
Playoff Record vs. Boston.....	3-4

HEAD-TO-HEAD VS. BOSTON

TORONTO RAPTORS (0-4)

PLAYER	G-GS	MIN	FG-FGA	PCT	3FG-FGA	PCT	FT-FTA	PCT	OFF	DEF	TOT	AST	PF-DQ	STL	TO	BLK	PTS	AVG
Ingram, B	3-3	104	27 - 50	54.0	7-15	46.7	8 - 11	72.7	2	9	11	14	3-0	0	9	2	69	23.0
Barrett, R	2-2	63	12 - 32	37.5	4-9	44.4	6 - 6	100	3	6	9	11	2-0	0	4	1	34	17.0
Mamukelashvili, S	4-2	102	24 - 37	64.9	9-16	56.3	6 - 6	100	6	19	25	6	7-0	0	3	2	63	15.8
Barnes, S	3-3	102	16 - 41	39.0	1-9	11.1	7 - 8	87.5	5	21	26	22	9-0	4	10	3	40	13.3
Poeltl, J	2-2	45	11 - 18	61.1	0-0	0.0	2 - 2	100	2	4	6	0	5-0	0	3	0	24	12.0
Walter, J	4-3	91	15 - 29	51.7	11-20	55.0	1 - 5	20.0	1	7	8	3	7-0	3	1	3	42	10.5
Quickley, I	3-3	98	11 - 37	29.7	5-21	23.8	4 - 5	80.0	1	6	7	25	5-0	3	4	2	31	10.3
Sheard, J	4-0	96	12 - 31	38.7	7-16	43.8	4 - 4	100	3	6	9	18	6-0	2	6	1	35	8.8
Murray-Boyles, C	4-1	76	12 - 23	52.2	1-5	20.0	3 - 6	50.0	7	8	15	11	9-0	4	3	2	28	7.0
Lawson, A	3-0	25	5 - 13	38.5	3-7	42.9	0 - 0	0.0	2	5	7	0	5-0	0	0	0	13	4.3
Dick, G	4-0	46	6 - 12	50.0	1-6	16.7	1 - 1	100	1	2	3	3	8-0	2	0	1	14	3.5
Mogbo, J	2-0	21	3 - 3	100	0-0	0.0	0 - 0	0.0	0	3	3	3	0-0	0	1	0	6	3.0
Martin, A	3-0	21	3 - 8	37.5	1-5	20.0	0 - 0	0.0	0	1	1	3	0-0	1	1	1	7	2.3
Battle, J	3-0	19	2 - 4	50.0	0-2	0.0	0 - 0	0.0	0	4	4	2	0-0	1	0	0	4	1.3
Temple, G	1-0	2	0 - 1	0.0	0-1	0.0	0 - 0	0.0	0	1	1	0	0-0	0	0	0	0	0.0
Jackson-Davis, T	1-0	1	0 - 0	0.0	0-0	0.0	0 - 0	0.0	0	0	0	0	0-0	0	0	0	0	0.0
Hepburn, C	0-0	0	0 - 0	0.0	0-0	0.0	0 - 0	0.0	0	0	0	0	0-0	0	0	0	0	0.0
RAPTORS	4	960	164-351	46.7	51-136	37.5	48-60	80.0	35	106	181	122	70-0	20	47	20	427	106.8
CELTICS	4	960	182-362	50.3	54-142	38.0	55-64	85.9	52	128	208	99	74-1	28	50	21	473	118.3

BOSTON CELTICS (4-0)

PLAYER	G-GS	MIN	FG-FGA	PCT	3FG-FGA	PCT	FT-FTA	PCT	OFF	DEF	TOT	AST	PF-DQ	STL	TO	BLK	PTS	AVG
Brown, J	3-3	111	26-54	48.1	5-10	50.0	24-27	88.9	8	14	22	15	3-0	3	12	1	81	27.0
Pritchard, P	4-3	135	38-67	56.7	11-25	44.0	5-5	100	3	14	17	27	3-0	4	3	1	92	23.0
Tatum, J	1-1	34	7-15	46.7	2-6	33.3	7-8	87.5	0	13	13	7	3-0	3	5	0	23	23.0
White, D	4-4	146	26-62	41.9	14-37	37.8	4-4	100	1	17	18	23	5-0	1	9	6	70	17.5
Simons, A	3-0	73	17-40	42.5	6-18	33.3	2-2	100	2	6	8	8	5-0	2	0	0	42	14.0
Queta, N	4-4	117	24-30	80.0	0-0	0.0	5-7	71.4	16	13	29	8	13-0	4	3	5	53	13.3
Hauser, S	4-3	112	15-30	50.0	11-23	47.8	1-1	100	2	14	16	4	6-0	2	3	2	42	10.5
Garza, L	2-0	47	7-17	41.2	0-2	0.0	4-6	66.7	12	5	17	3	9-0	0	1	2	18	9.0
Gonzalez, H	4-0	50	9-14	64.3	1-4	25.0	1-2	50.0	2	13	15	0	6-0	2	0	2	20	5.0
Minott, J	2-0	28	2-3	66.7	2-3	66.7	2-2	100	1	3	4	2	3-0	0	2	1	8	4.0
Vucevic, N	1-0	13	2-5	40.0	0-2	0.0	0-0	0.0	2	2	4	1	4-0	0	2	0	4	4.0
Walsh, J	4-2	63	6-14	42.9	1-5	20.0	0-0	0.0	2	8	10	0	6-1	4	1	1	13	3.3
Scheieman, B	3-0	31	3-11	27.3	1-7	14.3	0-0	0.0	1	6	7	1	8-0	3	1	0	7	2.3
Harper Jr., R	1-0	2	0-0	0.0	0-0	0.0	0-0	0.0	0	0	0	0	0-0	0	0	0	0	0.0
Tonje, J	0-0	0	0-0	0.0	0-0	0.0	0-0	0.0	0	0	0	0	0-0	0	0	0	0	0.0
Shulga, M	0-0	0	0-0	0.0	0-0	0.0	0-0	0.0	0	0	0	0	0-0	0	0	0	0	0.0
Boucher, C	0-0	0	0-0	0.0	0-0	0.0	0-0	0.0	0	0	0	0	0-0	0	0	0	0	0.0
Williams, A	0-0	0	0-0	0.0	0-0	0.0	0-0	0.0	0	0	0	0	0-0	0	0	0	0	0.0
CELTICS	4	960	182-362	50.3	54-142	38.0	55-64	85.9	52	128	208	99	74-1	28	50	21	473	118.3
RAPTORS	4	960	164-351	46.7	51-136	37.5	48-60	80.0	35	106	181	122	70-0	20	47	20	427	106.8



GAME #25 - BOSTON 121, TORONTO 113

December 7, 2025 - Scotiabank Arena

NATIONAL BASKETBALL ASSOCIATION

OFFICIAL SCORER'S REPORT
FINAL BOX

Sunday, December 7, 2025 Scotiabank Arena, Toronto, ON
Officials: #10 John Goble, #52 Scott Twardowski, #94 Biniam Maru

Game Duration: 2:11
Attendance: 18492

VISITOR: Boston Celtics (15-9)

POS	MIN	FG	FGA	3P	3PA	FT	FTA	OR	DR	TOT	A	PF	ST	TO	BS	+/-	PTS	
7 Jaylen Brown	F	38:52	9	19	3	4	9	9	4	4	8	5	1	3	1	18	30	
27 Jordan Walsh	F	25:58	4	8	1	2	0	0	2	4	6	0	6	3	0	0	10	9
88 Neemias Queta	C	33:40	4	7	0	0	3	4	6	5	11	4	3	1	2	2	11	11
11 Payton Pritchard	G	37:52	6	12	3	8	0	0	1	3	4	6	1	1	0	0	16	15
9 Derrick White	G	37:17	10	21	6	15	1	1	0	4	4	5	4	0	5	3	8	27
4 Anfernee Simons	F	20:39	5	14	2	8	0	0	1	2	3	2	1	0	0	0	-9	12
30 Sam Hauser	F	26:13	3	7	3	7	0	0	3	3	0	3	1	0	2	0	9	9
8 Josh Minott	G	10:47	1	1	1	1	0	0	0	0	0	2	1	0	1	-12	3	
55 Baylor Scheierman	G	06:17	0	1	0	1	0	0	0	1	0	2	1	0	0	-5	0	
28 Hugo Gonzalez	G	02:26	2	2	1	1	0	0	0	1	1	0	0	0	0	5	5	
99 Chris Boucher	DNP	DNP - Coach's Decision																
52 Luka Garza	DNP	DNP - Coach's Decision																
26 Xavier Tillman	DNP	DNP - Coach's Decision																
240:00		44	92	20	47	13	14	14	27	41	24	22	8	11	9	8	121	
		47.8%		42.6%		92.9%		TM REB: 5		TOT TO: 11 (16 PTS)		TM FGA: 0						

HOME: TORONTO RAPTORS (15-10)

POS	MIN	FG	FGA	3P	3PA	FT	FTA	OR	DR	TOT	A	PF	ST	TO	BS	+/-	PTS	
3 Brandon Ingram	F	35:13	11	20	4	7	4	6	0	4	4	3	0	0	4	0	-12	30
4 Scottie Barnes	F	37:16	6	12	0	1	6	7	2	9	11	8	5	1	2	1	-8	18
19 Jakob Poeltl	C	24:49	4	9	0	0	2	2	1	3	4	0	1	0	0	0	-18	10
14 Ja'Kobe Walter	G	11:53	0	2	0	1	0	0	0	0	0	1	0	0	1	-16	0	
5 Immanuel Quickley	G	31:19	4	9	0	4	3	3	0	1	5	1	1	1	0	-14	11	
23 Jamal Sheard	F	22:24	4	10	1	3	0	0	2	2	4	3	1	2	2	0	4	9
30 Ochai Agbaji	F	22:14	4	7	1	1	2	2	2	4	3	3	0	0	2	7	11	
1 Grady Dick	G	07:28	0	0	0	0	0	0	0	2	2	1	1	0	0	0	1	
54 Sandro Mamukelashvili	F	23:16	6	10	2	1	2	4	6	0	0	0	1	0	1	0	12	14
0 A.J. Lawson	F	13:28	4	8	2	3	0	0	1	4	5	0	5	0	0	0	-5	10
12 Collin Murray-Boyles	G	06:15	0	0	0	0	0	0	1	2	1	1	1	0	1	0	3	0
55 Alijah Martin	G	04:25	0	1	0	0	0	0	0	0	0	0	0	0	1	0	0	6
24 Chucky Hepburn	DNP	DNP - Coach's Decision																
2 Jonathan Mogbo	DNP	DNP - Coach's Decision																
17 Garrett Temple	DNP	DNP - Coach's Decision																
240:00		43	88	9	22	18	21	11	31	42	22	18	5	12	3	-8	113	
		48.9%		40.9%		85.7%		TM REB: 9		TOT TO: 13 (10 PTS)		TM FGA: 0						

SCORE BY PERIOD

PERIOD	1	2	3	4	FINAL
Celtics	34	43	20	24	121
Raptors	26	33	32	22	113

Inactive: Celtics - Harper Jr. (G League - Two-Way), Shulga (G League - Two-Way), Tatum (Injury/Illness - Right Achilles; Repair), Williams (G League - Two-Way)
 Inactive: Raptors - Barrett (Injury/Illness - Right Knee; Sprain), Hepburn (G League - Two-Way), Lawson (G League - Two-Way), Martin (G League - Two-Way)
 Points in the Paint: Celtics 42 (21/33), RAPTORS 56 (28/58) Biggest Lead: Celtics 23, RAPTORS 3
 2nd Chance Points: Celtics 17 (8/13), RAPTORS 4 (2/10) Lead Changes: 4
 Fast Break Points: Celtics 16 (6/13), RAPTORS 19 (7/14) Times Tied: 2

GAME #29 - BOSTON 112, TORONTO 96

December 20, 2025 - Scotiabank Arena

NATIONAL BASKETBALL ASSOCIATION

OFFICIAL SCORER'S REPORT
FINAL BOX

Saturday, December 20, 2025 Scotiabank Arena, Toronto, ON
Officials: #4 Sean Wright, #14 JB DeRosa, #98 Sha'Rae Mitchell

Game Duration: 2:09
Attendance: 19533

VISITOR: Boston Celtics (17-11)

POS	MIN	FG	FGA	3P	3PA	FT	FTA	OR	DR	TOT	A	PF	ST	TO	BS	+/-	PTS	
30 Sam Hauser	F	27:21	2	6	2	5	0	0	1	5	6	1	1	0	1	0	-8	6
27 Jordan Walsh	F	12:44	0	1	0	0	0	0	0	0	4	4	0	1	1	-15	0	
88 Neemias Queta	C	22:08	7	7	0	0	0	1	2	3	5	0	4	1	1	0	-12	14
11 Payton Pritchard	G	37:00	13	24	4	9	3	2	5	7	10	0	1	0	4	3	33	
9 Derrick White	G	35:55	5	20	4	12	1	1	0	5	7	0	0	2	1	1	15	
4 Anfernee Simons	F	26:00	6	15	1	6	2	2	1	2	3	1	2	2	0	0	32	15
8 Josh Minott	F	17:25	1	2	1	2	2	2	1	3	4	0	2	0	1	0	5	
28 Hugo Gonzalez	F	27:49	5	9	0	2	0	0	1	9	10	4	0	2	0	1	37	10
52 Luka Garza	F	25:43	4	9	2	4	6	9	1	10	2	4	0	1	1	2	22	12
55 Baylor Scheierman	G	07:55	1	2	0	1	0	0	0	1	1	4	2	1	0	9	2	
99 Chris Boucher	DNP	DNP - Coach's Decision																
7 Jaylen Brown	DNP	DNP - Injury/Illness - Illness; Non-Covid																
26 Xavier Tillman	DNP	DNP - Coach's Decision																
240:00		44	95	12	39	12	15	17	38	55	22	21	7	9	4	16	112	
		46.3%		30.8%		80%		TM REB: 6		TOT TO: 11 (6 PTS)		TM FGA: 0						

HOME: TORONTO RAPTORS (17-12)

POS	MIN	FG	FGA	3P	3PA	FT	FTA	OR	DR	TOT	A	PF	ST	TO	BS	+/-	PTS	
3 Brandon Ingram	F	35:10	10	17	3	7	1	2	1	3	4	7	2	0	3	1	8	24
4 Scottie Barnes	F	33:08	5	15	1	5	1	1	2	7	9	6	2	0	4	2	-10	12
54 Sandro Mamukelashvili	C	29:47	9	13	6	9	0	0	1	4	5	1	4	0	2	1	-6	24
30 Ochai Agbaji	C	27:08	1	5	0	3	4	4	0	3	3	1	0	0	0	8	6	
5 Immanuel Quickley	G	31:33	1	12	1	7	0	0	1	3	4	7	2	1	1	4	3	
12 Collin Murray-Boyles	F	22:40	4	8	1	3	0	1	4	2	6	4	2	0	1	1	-18	9
1 Grady Dick	G	13:20	2	4	0	2	1	5	0	0	0	1	2	1	0	0	-21	5
23 Jamal Sheard	F	23:38	2	5	2	4	0	0	0	3	2	1	0	1	0	-15	6	
14 Ja'Kobe Walter	F	15:11	2	6	2	5	1	2	0	0	0	0	0	0	0	-29	7	
77 Jamison Battle	G	06:27	0	1	0	1	0	0	0	2	2	1	0	0	0	0	1	
17 Garrett Temple	G	01:58	0	1	0	1	0	0	0	1	1	0	0	0	0	-2	0	
19 Jakob Poeltl	DNP	DNP - Injury/Illness - Lower Back; Injury Management																
240:00		36	87	16	47	8	11	9	28	37	30	18	2	12	7	-16	96	
		41.4%		34%		72.7%		TM REB: 11		TOT TO: 12 (19 PTS)		TM FGA: 1						

SCORE BY PERIOD

PERIOD	1	2	3	4	FINAL
Celtics	32	17	34	29	112
Raptors	20	31	29	16	96

Inactive: Celtics - Harper Jr. (G League - Two-Way), Shulga (G League - Two-Way), Tatum (Injury/Illness - Right Achilles; Repair), Williams (G League - Two-Way)
 Inactive: Raptors - Barrett (Injury/Illness - Right Knee; Sprain), Hepburn (G League - Two-Way), Lawson (G League - Two-Way), Martin (G League - Two-Way)
 Points in the Paint: Celtics 54 (27/46), RAPTORS 32 (16/30) Biggest Lead: Celtics 16, RAPTORS 7
 2nd Chance Points: Celtics 23 (8/17), RAPTORS 17 (7/13) Lead Changes: 14
 Fast Break Points: Celtics 10 (4/7), RAPTORS 10 (4/10) Times Tied: 6
 Flagrant Fouls: None
 Technical Fouls: 2; 21-22 Queta-FLG1
 RAPTORS (0): NONE

GAME #39 - BOSTON 125, TORONTO 117

January 9, 2026 - TD Garden

NATIONAL BASKETBALL ASSOCIATION

OFFICIAL SCORER'S REPORT
FINAL BOX

Friday, January 9, 2026 TD Garden, Boston, MA
Officials: #19 James Capers, #54 Ray Acosta, #87 Danielle Scott

Game Duration: 2:04
Attendance: 19156 (Sellout)

VISITOR: Toronto Raptors (23-16)

POS	MIN	FG	FGA	3P	3PA	FT	FTA	OR	DR	TOT	A	PF	ST	TO	BS	+/-	PTS	
14 Ja'Kobe Walter	F	31:26	7	12	5	9	0	0	1	5	6	1	3	1	0	1	-20	19
54 Sandro Mamukelashvili	F	24:55	7	10	0	2	1	1	3	5	8	1	1	0	0	1	-5	15
12 Collin Murray-Boyles	C	21:07	3	7	0	2	1	1	1	2	4	3	0	0	0	-16	7	
9 RJ Barrett	G	27:53	6	15	3	5	4	2	2	4	7	0	1	0	1	-14	19	
5 Immanuel Quickley	G	34:48	6	16	4	10	1	2	0	2	13	2	1	2	1	-20	17	
2 Jonathan Mogbo	F	19:22	3	3	0	0	0	0	0	3	3	0	0	1	0	1	6	
1 Grady Dick	F	23:37	4	8	1	4	0	0	1	0	1	5	1	0	1	14	9	
23 Jamal Sheard	F	24:02	4	8	3	6	2	2	0	1	8	3	0	1	1	2	13	
77 Jamison Battle	F	11:37	1	2	0	1	0	0	2	2	1	0	1	0	0	13	2	
55 Alijah Martin	F																	



OPPONENTS



(52-30)

4th in Eastern Conference

SERIES RECAP

Current Streak.....	Won 3
Current Home Streak.....	Won 1
Current Road Streak.....	Won 2
All-Time Record vs. Cleveland.....	54-60
All-Time Home Record vs. Cleveland.....	31-26
All-Time Road Record vs. Cleveland.....	23-34
Playoff Record vs. Cleveland.....	2-12

HEAD-TO-HEAD VS. CLEVELAND

TORONTO RAPTORS (3-0)

PLAYER	G-GS	MIN	FG-FGA	PCT	3FG-FGA	PCT	FT-FTA	PCT	OFF	DEF	TOT	AST	PF-DQ	STL	TO	BLK	PTS	AVG
Ingram, B	3-3	108	27-60	45.0	5-20	25.0	9-13	69.2	1	19	20	11	5-0	3	9	1	68	22.7
Barnes, S	3-3	107	26-49	53.1	2-10	20.0	6-9	66.7	6	25	31	19	4-0	3	9	6	60	20.0
Barrett, R	2-2	63	11-24	45.8	3-8	37.5	4-5	80.0	1	11	12	6	6-0	3	3	0	29	14.5
Poeltl, J	2-2	56	10-14	71.4	0-0	0.0	7-7	100	6	14	20	4	5-0	4	2	0	27	13.5
Quickley, I	3-3	92	17-36	47.2	6-17	35.3	0-0	0.0	0	8	8	19	3-0	3	6	0	40	13.3
Mamukelashvili, S	3-0	57	11-17	64.7	5-11	45.5	9-9	100	4	16	20	7	2-0	1	5	2	36	12.0
Sheard, J	3-0	70	9-15	60.0	4-7	57.1	4-5	80.0	3	6	9	18	8-0	1	4	0	26	8.7
Battle, J	3-0	22	8-8	100	6-6	100	3-3	100	0	2	2	0	1-0	0	2	1	25	8.3
Murray-Boyles, C	2-1	31	3-6	50.0	0-0	0.0	4-6	66.7	3	3	6	1	3-0	0	1	0	10	5.0
Walter, J	3-1	48	5-15	33.3	2-9	22.2	0-0	0.0	6	1	7	3	7-0	3	1	0	12	4.0
Dick, G	3-0	37	3-10	30.0	2-7	28.6	0-0	0.0	0	0	0	2	5-0	1	1	0	8	2.7
Temple, G	1-0	2	0-0	0.0	0-0	0.0	0-0	0.0	0	0	0	0	0-0	0	0	1	0	0.0
Hepburn, C	0-0	0	0-0	0.0	0-0	0.0	0-0	0.0	0	0	0	0	0-0	0	0	0	0	0.0
Lawson, A	0-0	0	0-0	0.0	0-0	0.0	0-0	0.0	0	0	0	0	0-0	0	0	0	0	0.0
Mogbo, J	0-0	0	0-0	0.0	0-0	0.0	0-0	0.0	0	0	0	0	0-0	0	0	0	0	0.0
RAPTORS	3	720	133-260	51.2	35-97	36.1	47-59	79.7	31	111	172	92	52-0	23	48	12	348	116
CAVALIERS	3	720	113-268	42.2	38-135	28.1	49-62	79.0	33	83	136	77	48-0	28	38	20	313	104.3

CLEVELAND CAVALIERS (0-3)

PLAYER	G-GS	MIN	FG-FGA	PCT	3FG-FGA	PCT	FT-FTA	PCT	OFF	DEF	TOT	AST	PF-DQ	STL	TO	BLK	PTS	AVG
Mitchell, D	2-2	69	13-38	34.2	5-21	23.8	17-19	89.5	1	6	7	14	2-0	2	9	2	48	24.0
Hunter, D	2-2	61	15-34	44.1	5-17	29.4	7-10	70.0	1	7	8	8	5-0	0	3	2	42	21.0
Mobley, E	3-3	102	18-31	58.1	5-11	45.5	9-14	64.3	6	16	22	10	4-0	4	8	2	50	16.7
Tyson, J	2-2	67	13-23	56.5	6-11	54.5	1-1	100	4	8	12	6	6-0	1	5	4	33	16.5
Tomlin, N	2-0	53	14-18	77.8	2-4	50.0	2-2	100	5	5	10	0	9-0	3	0	0	32	16.0
Merrill, S	1-1	27	4-11	36.4	3-9	33.3	1-1	100	1	1	2	3	1-0	0	0	0	12	12.0
Ball, L	2-2	60	6-22	27.3	4-16	25.0	0-0	0.0	1	11	12	12	1-0	3	4	1	16	8.0
Porter Jr., C	2-0	45	6-11	54.5	3-6	50.0	0-2	0.0	2	3	5	6	2-0	2	1	4	15	7.5
Livingston, C	1-0	14	3-5	60.0	0-2	0.0	1-1	100	0	3	3	1	2-0	1	0	0	7	7.0
Proctor, T	3-0	45	7-24	29.2	1-13	7.7	4-4	100	1	4	5	4	3-0	2	2	0	19	6.3
Allen, J	1-1	21	3-6	50.0	0-0	0.0	0-0	0.0	2	6	8	0	2-0	1	2	1	6	6.0
Bryant, T	3-0	31	6-12	50.0	1-5	20.0	0-1	0.0	3	2	5	2	3-0	2	0	1	13	4.3
Wade, D	2-1	51	2-12	16.7	1-8	12.5	2-2	100	3	4	7	5	2-0	3	0	2	7	3.5
Travers, L	3-0	28	1-11	9.1	0-5	0.0	5-5	100	2	5	7	3	2-0	2	1	1	7	2.3
Nance Jr., L	3-1	45	2-10	20.0	2-7	28.6	0-0	0.0	1	2	3	3	4-0	2	2	0	6	2.0
CAVALIERS	3	720	113-268	42.2	38-135	28.1	49-62	79.0	33	83	136	77	48-0	28	38	20	313	104.3
RAPTORS	3	720	133-260	51.2	35-97	36.1	47-59	79.7	31	111	172	92	52-0	23	48	12	348	116



GAME #6 - TORONTO 112, CLEVELAND 101

October 31, 2025 - Rocket Arena

GAME #12 - TORONTO 126, CLEVELAND 113

November 13, 2025 - Rocket Arena

NATIONAL BASKETBALL ASSOCIATION OFFICIAL SCORER'S REPORT FINAL BOX

Friday, October 31, 2025 Rocket Arena, Cleveland, OH
Officials: #64 Justin Van Duyne, #52 Scott Twardoski, #44 Brett Nansel

Game Duration: 2:15
Attendance: 19432 (Sellout)

VISITOR: Toronto Raptors (2-4)

POS	MIN	FG	FGA	3P	3PA	FT	FTA	OR	DR	TOT	A	PF	ST	TO	BS	+/-	PTS	
3 Brandon Ingram	F	35:06	7	15	0	3	6	7	1	7	8	5	3	2	2	0	7	20
4 Scottie Barnes	F	34:36	6	14	1	4	1	4	2	7	10	5	2	1	3	1	-7	14
12 Collin Murray-Boyles	C	20:02	2	5	0	0	2	2	2	4	0	3	0	0	0	-16	6	
9 RJ Barrett	G	36:11	8	15	3	5	1	1	0	3	3	2	2	2	2	0	2	20
5 Immanuel Quickley	G	26:43	2	9	0	3	0	0	0	1	6	0	2	2	0	1	4	
30 Ochai Agbaji	F	16:50	1	3	0	1	1	2	1	6	7	2	3	1	1	1	21	3
23 Jamal Sheard	F	21:17	3	4	1	1	2	2	2	5	7	4	4	0	1	0	10	9
54 Sandro Mamukelashvili	F	18:35	2	4	1	3	6	6	1	5	6	3	0	1	3	1	13	11
1 Grady Dick	F	05:23	1	2	0	1	0	0	0	0	0	0	0	0	0	5	2	
14 Ja'Kobe Walter	F	10:15	1	4	1	3	0	0	0	1	0	0	0	0	1	0	-9	3
77 Jamison Battle	F	15:03	7	7	6	6	0	0	0	1	1	0	1	0	1	1	28	20
2 Jonathan Mogbo	DNP - Coach's Decision																	
17 Garrett Temple	DNP - Coach's Decision																	
240:00		40	82	13	30	19	24	10	38	48	27	18	9	16	4	11	112	
		48.8%		43.3%		79.2%		TM REB: 8		TOT TO: 18 (17 PTS)		TM FGA: 0						

HOME: CLEVELAND CAVALIERS (3-3)

POS	MIN	FG	FGA	3P	3PA	FT	FTA	OR	DR	TOT	A	PF	ST	TO	BS	+/-	PTS	
12 De'Andre Hunter	F	33:56	8	18	4	12	6	8	1	5	6	2	3	0	3	-3	26	
32 Dean Wade	F	30:17	1	7	1	5	2	2	1	3	4	4	1	3	0	2	4	5
4 Evan Mobley	C	35:35	11	17	2	5	8	3	5	8	3	2	3	3	1	-7	29	
20 Jaylon Tyson	G	33:20	7	14	4	8	0	0	1	2	3	4	4	0	2	3	18	
2 Lonzo Ball	G	25:57	3	7	2	4	0	0	1	4	5	0	1	2	0	5	8	
9 Craig Porter Jr.	F	20:51	2	5	1	2	0	2	2	2	4	1	1	1	2	-17	5	
22 Larry Nance Jr.	F	19:30	0	6	0	4	0	0	1	1	2	0	3	0	0	-10	0	
24 Tyrese Proctor	F	14:00	2	7	0	3	0	0	1	2	2	2	0	1	1	0	-11	4
3 Thomas Bryant	F	12:02	2	4	0	1	0	1	2	3	1	0	1	0	0	-4	4	
33 Luke Travers	F	14:32	0	5	0	2	2	2	2	3	5	2	1	0	1	-14	2	
35 Nae'Qwan Tomlin	DNP - Coach's Decision																	
240:00		36	90	14	46	15	23	15	27	42	24	15	10	13	10	-11	101	
		40%		30.4%		65.2%		TM REB: 11		TOT TO: 14 (12 PTS)		TM FGA: 0						

SCORE BY PERIOD 1 2 3 4 FINAL

Raptors	30	18	33	31	112
Cavaliers	22	21	34	24	101

Inactive: Raptors - Hepburn (G League - Two-Way), Lawson (G League - Two-Way), Martin (G League - Two-Way), Poeltl (Injury/Illness - Low Back; Tightness)
 Inactive: Cavaliers - Allen (Injury/Illness - Left Hand; 4th Finger - Fracture), Garland (Injury/Illness - Left Great Toe; Surgical Recovery), Merrill (Injury/Illness - Right Hip; Contusion), Mitchell (Injury/Illness - Left Hamstring; Tightness), Strus (Injury/Illness - Left Foot; Surgery - Jones Fracture)
 Points in the Paint: Raptors 44 (22/42), CAVALIERS 40 (20/38)
 2nd Chance Points: Raptors 18 (9/9), CAVALIERS 17 (7/15)
 Fast Break Points: Raptors 12 (6/14), CAVALIERS 11 (3/12)
 MEMO: Jamison Battle sets season high with 20 points.
 MEMO: Evan Mobley sets season high in points with 29.
 MEMO: De'Andre Hunter sets a season high with 26 Points

NATIONAL BASKETBALL ASSOCIATION OFFICIAL SCORER'S REPORT FINAL BOX

Thursday, November 13, 2025 Rocket Arena, Cleveland, OH
Officials: #58 Josh Tiven, #34 Kevin Cutler, #87 Danielle Scott

Game Duration: 2:18
Attendance: 19432 (Sellout)

VISITOR: Toronto Raptors (7-5)

POS	MIN	FG	FGA	3P	3PA	FT	FTA	OR	DR	TOT	A	PF	ST	TO	BS	+/-	PTS		
3 Brandon Ingram	F	35:19	5	15	0	6	1	1	0	5	5	4	1	0	3	1	5	11	
4 Scottie Barnes	F	34:34	12	22	1	4	3	2	8	10	8	0	1	2	5	18	28		
19 Jakob Poeltl	C	29:25	7	10	0	0	6	6	3	4	7	3	3	2	0	0	7	20	
9 RJ Barrett	G	26:57	3	9	0	3	3	4	1	8	9	4	4	1	1	0	2	9	
5 Immanuel Quickley	G	31:53	10	13	5	7	0	0	0	1	6	2	0	2	0	13	25		
1 Grady Dick	F	20:56	2	3	2	3	0	0	0	0	0	0	0	2	2	1	1	0	6
14 Ja'Kobe Walter	F	12:52	2	3	0	1	0	0	3	0	3	2	3	1	0	0	-16	4	
23 Jamal Sheard	F	23:49	3	7	2	4	0	0	1	2	4	0	2	0	0	15	8		
54 Sandro Mamukelashvili	F	17:01	4	5	2	3	3	1	4	5	1	1	0	1	0	8	13		
77 Jamison Battle	F	05:40	1	1	0	0	0	0	0	1	0	0	0	0	1	0	5	2	
17 Garrett Temple	F	01:34	0	0	0	0	0	0	0	0	0	0	0	0	0	0	-2	0	
30 Ochai Agbaji	DND - Injury/Illness - Lower Back; Spasms																		
240:00		49	88	12	31	16	17	11	32	43	37	20	6	13	7	13	126		
		55.7%		38.7%		94.1%		TM REB: 10		TOT TO: 14 (20 PTS)		TM FGA: 1							

HOME: CLEVELAND CAVALIERS (8-5)

POS	MIN	FG	FGA	3P	3PA	FT	FTA	OR	DR	TOT	A	PF	ST	TO	BS	+/-	PTS	
12 De'Andre Hunter	F	27:27	7	16	1	5	1	2	0	2	2	6	2	0	0	-7	16	
4 Evan Mobley	F	34:47	2	7	1	3	2	4	3	6	9	3	2	1	1	0	-18	7
31 Jarrett Allen	C	20:54	3	6	0	0	0	0	2	6	8	0	2	1	2	1	-6	6
5 Sam Merrill	G	27:12	4	11	3	9	1	1	1	2	3	1	0	0	0	-2	12	
45 Donovan Mitchell	G	35:41	7	18	2	9	15	17	1	5	6	6	2	1	7	2	-18	31
9 Craig Porter Jr.	F	24:25	4	6	2	4	0	0	0	1	5	1	1	0	2	5	10	
24 Tyrese Proctor	F	11:08	3	8	1	5	0	0	0	0	0	0	0	0	0	-7	7	
32 Dean Wade	F	20:49	1	5	0	3	0	0	2	1	3	1	1	0	0	-1	2	
22 Larry Nance Jr.	F	07:03	0	0	0	0	0	0	0	0	0	0	0	1	1	0	-13	0
35 Nae'Qwan Tomlin	F	21:31	8	10	0	1	2	2	5	1	6	0	5	2	0	-10	18	
3 Thomas Bryant	F	06:49	2	4	0	2	0	0	0	0	0	0	0	0	0	0	8	4
33 Luke Travers	F	02:14	0	0	0	0	0	0	0	0	0	0	0	0	0	0	-4	0
240:00		41	91	10	41	21	26	14	23	37	26	20	7	12	6	-13	113	
		45.1%		24.4%		80.8%		TM REB: 6		TOT TO: 12 (20 PTS)		TM FGA: 0						

SCORE BY PERIOD 1 2 3 4 FINAL

Raptors	29	38	23	36	126
Cavaliers	30	24	31	29	113

Inactive: Raptors - Hepburn (G League - Two-Way), Lawson (G League - Two-Way), Martin (G League - Two-Way), Mogbo (G League - On Assignment), Murray-Boyles (Injury/Illness - N/A; Illness)
 Inactive: Cavaliers - Ball (Rest - Left Knee Injury Management), Garland (Injury/Illness - Left Great Toe; Injury Management), Livingston (G League - Two-Way), Strus (Injury/Illness - Left Foot; Surgery - Jones Fracture), Tyson (Injury/Illness - Head; Concussion)
 Points in the Paint: Raptors 60 (30/47), CAVALIERS 54 (27/60)
 2nd Chance Points: Raptors 14 (6/13), CAVALIERS 19 (8/15)
 Fast Break Points: Raptors 28 (12/15), CAVALIERS 6 (2/9)
 MEMO: Nae'Qwan Tomlin sets season high in points with 18
 MEMO: Immanuel Quickley sets season high in points with 25
 MEMO: Jakob Poeltl sets season high in points with 20
 Times Tied: 3

GAME #18 - TORONTO 110, CLEVELAND 99

November 24, 2025 - Scotiabank Arena

NATIONAL BASKETBALL ASSOCIATION OFFICIAL SCORER'S REPORT FINAL BOX

Monday, November 24, 2025 Scotiabank Arena, Toronto, ON
Officials: #29 Mark Lindsay, #64 Justin Van Duyne, #86 Brandon Schwab

Game Duration: 2:13
Attendance: 17127

VISITOR: Cleveland Cavaliers (12-7)

POS	MIN	FG	FGA	3P	3PA	FT	FTA	OR	DR	TOT	A	PF	ST	TO	BS	+/-	PTS	
20 Jaylon Tyson	F	33:47	6	9	2	3	1	1	3	6	9	2	2	1	3	1	-11	15
22 Larry Nance Jr.	F	18:08	2	4	2	3	0	0	0	1	2	0	0	0	0	5	6	
4 Evan Mobley	C	31:11	5	7	2	3	2	2	0	5	5	4	0	4	1	-21	14	
45 Donovan Mitchell	G	33:46	6	20	3	12	2	0	1	1	8	0	1	2	0	-22	17	
2 Lonzo Ball	G	34:03	3	15	2	12	0	0	0	7	7	1	2	2	1	-7	8	
24 Tyrese Proctor	F	19:32	2	9	0	5	4	4	0	3	3	1	1	1	1	0	-7	8
35 Nae'Qwan Tomlin	F	31:52	6	8	2	3	0	0	4	4	0	4	1	0	0	-5	14	
33 Luke Travers	F	11:02	1	6	0	3	3	0	2	2	1	1	1	0	0	-3	5	
3 Thomas Bryant	F	12:36	2	4	1	2	0	0	1	2	1	2	1	0	1	4	5	
8 Chris Livingston	F	14:03	3	5	0	2	1	1	0	3	3	1	2	1	0	0	12	7
32 Dean Wade	DND - Injury/Illness - Right Knee; Hyperextension																	
240:00		36	87	14	48	13	13	4	33	37	27	13						



(60-22)

1st in Eastern Conference

SERIES RECAP

Current Streak.....	Lost 1
Current Home Streak.....	Won 1
Current Road Streak.....	Lost 5
All-Time Record vs. Detroit.....	44-68
All-Time Home Record vs. Detroit.....	23-31
All-Time Road Record vs. Detroit.....	21-37
Playoff Record vs. Detroit.....	2-3

HEAD-TO-HEAD VS. DETROIT

TORONTO RAPTORS (1-2)

PLAYER	G-GS	MIN	FG-FGA	PCT	3FG-FGA	PCT	FT-FTA	PCT	OFF	DEF	TOT	AST	PF-DQ	STL	TO	BLK	PTS	AVG
Ingram, B	3-3	102	24 - 47	51.1	6-17	35.3	15 - 18	83.3	1	1	2	0	8-0	0	6	1	69	23.0
Barrett, R	3-3	100	22 - 35	62.9	4-10	40.0	19 - 22	86.4	2	13	15	8	6-0	3	7	1	67	22.3
Poeltl, J	3-3	80	19 - 28	67.9	0-0	0.0	5 - 9	55.6	14	14	28	6	9-0	1	1	1	43	14.3
Murray-Boyles, C	1-0	24	7 - 13	53.8	0-1	0.0	0 - 2	0.0	7	3	10	0	2-0	2	2	1	14	14.0
Lawson, A	1-0	19	4 - 5	80.0	3-3	100	2 - 3	66.7	0	3	3	0	0-0	1	1	0	13	13.0
Barnes, S	3-3	95	12 - 32	37.5	0-6	0.0	12 - 16	75.0	9	9	18	25	8-0	7	5	8	36	12.0
Quickley, I	2-2	65	8 - 27	29.6	5-15	33.3	3 - 4	75.0	0	3	3	12	3-0	3	1	0	24	12.0
Mamukelashvili, S	3-0	57	12 - 28	42.9	4-14	28.6	3 - 4	75.0	6	11	17	3	7-0	3	4	0	31	10.3
Dick, G	2-0	20	3 - 8	37.5	2-4	50.0	2 - 2	100	2	0	2	0	1-0	0	3	0	10	5.0
Sheard, J	3-0	78	3 - 16	18.8	1-9	11.1	3 - 4	75.0	0	4	4	18	3-0	2	5	1	10	3.3
Walter, J	3-1	57	3 - 11	27.3	3-10	30.0	0 - 0	0.0	2	7	9	7	12-1	6	3	1	9	3.0
Martin, A	1-0	4	1 - 2	50.0	0-0	0.0	0 - 0	0.0	0	1	1	0	0-0	0	0	0	2	2.0
Mogbo, J	1-0	3	1 - 1	100	0-0	0.0	0 - 0	0.0	1	2	3	0	3-0	0	0	0	2	2.0
Jackson-Davis, T	1-0	10	0 - 1	0.0	0-0	0.0	0 - 0	0.0	1	2	3	1	0-0	1	1	0	0	0.0
Battle, J	1-0	4	0 - 0	0.0	0-0	0.0	0 - 0	0.0	0	0	0	0	0-0	0	0	0	0	0.0
Temple, G	1-0	1	0 - 0	0.0	0-0	0.0	0 - 0	0.0	0	0	0	0	0-0	0	0	0	0	0.0
RAPTORS	3	720	119-255	46.7	28-89	31.5	64-84	76.2	45	73	146	80	62-1	29	44	14	330	110
PISTONS	3	720	126 - 247	51.0	37-83	44.6	59-79	74.7	37	83	151	80	69-0	23	50	18	348	116

DETROIT PISTONS (2-1)

PLAYER	G-GS	MIN	FG-FGA	PCT	3FG-FGA	PCT	FT-FTA	PCT	OFF	DEF	TOT	AST	PF-DQ	STL	TO	BLK	PTS	AVG
Cunningham, C	2-2	67	21 - 38	55.3	8-19	42.1	11 - 14	78.6	1	9	5.0	18	5-0	5	7	1	61	30.5
Duren, J	2-2	71	20 - 24	83.3	0-0	0.0	11 - 14	78.6	6	14	10.0	3	8-0	0	4	1	51	25.5
Harris, T	3-3	97	17 - 30	56.7	5-10	50.0	6 - 8	75.0	3	19	7.3	8	3-0	0	2	1	45	15.0
Jenkins, D	2-1	53	8 - 18	44.4	2-5	40.0	11 - 12	91.7	3	5	4.0	6	4-0	0	5	1	29	14.5
Reed, P	3-1	57	17 - 27	63.0	1-2	50.0	1 - 2	50.0	5	8	4.3	8	8-0	4	5	8	36	12.0
Robinson, D	3-3	78	10 - 19	52.6	7-15	46.7	6 - 9	66.7	0	8	2.7	6	11-0	2	3	1	33	11.0
LeVert, C	3-0	57	11 - 23	47.8	6-10	60.0	2 - 3	66.7	3	3	2.0	4	6-0	2	3	3	30	10.0
Huerter, K	3-0	57	7 - 18	38.9	4-10	40.0	2 - 2	100	2	4	2.0	4	5-0	2	6	0	20	6.7
Thompson, A	3-3	75	6 - 17	35.3	0-0	0.0	1 - 4	25.0	6	6	4.0	12	6-0	4	6	2	13	4.3
Sasser, M	3-0	23	5 - 11	45.5	3-5	60.0	0 - 0	0.0	1	0	0.3	4	5-0	0	3	0	13	4.3
Green, J	3-0	37	2 - 7	28.6	1-4	25.0	6 - 6	100	4	3	2.3	4	1-0	2	1	0	11	3.7
Smith, T	1-0	15	1 - 3	33.3	0-0	0.0	1 - 3	33.3	2	1	3.0	2	2-0	0	1	0	3	3.0
Holland II, R	2-0	26	1 - 8	12.5	0-1	0.0	1 - 2	50.0	1	3	2.0	1	4-0	1	0	0	3	1.5
Klintman, B	1-0	4	0 - 2	0.0	0-1	0.0	0 - 0	0.0	0	0	0.0	0	1-0	1	0	0	0	0.0
Lanier, C	1-0	3	0 - 2	0.0	0-1	0.0	0 - 0	0.0	0	0	0.0	0	0-0	0	0	0	0	0.0
Stewart, I	0-0	0	0 - 0	0.0	0-0	0.0	0 - 0	0.0	0	0	0.0	0	0-0	0	0	0	0	0.0
PISTONS	3	720	126-247	51.0	37-83	44.6	59-79	74.7	37	83	151	80	69-0	23	50	18	348	116
RAPTORS	3	720	119-255	46.7	28-89	31.5	64-84	76.2	45	73	146	80	62-1	29	44	14	330	110



GAME #55 - DETROIT 113, TORONTO 95

February 11, 2026 - Scotiabank Arena

GAME #67 - TORONTO 119, DETROIT 108

March 15, 2026 - Scotiabank Arena

NATIONAL BASKETBALL ASSOCIATION OFFICIAL SCORER'S REPORT FINAL BOX

Wednesday, February 11, 2026 Scotiabank Arena, Toronto, ON
Officials: #50 Gediminas Petraitis, #13 Ashley Moyer-Gleich, #56 John Conley

VISITOR: Detroit Pistons (40-13)

POS	MIN	FG	FGA	3P	3PA	FT	FTA	OR	DR	TOT	A	PF	ST	TO	BS	+/-	PTS	
9 Ausar Thompson	F	24:26	2	3	0	0	0	3	1	4	4	2	1	2	1	19	4	
12 Tobias Harris	F	31:15	4	9	1	4	3	4	2	10	12	0	1	0	0	13	12	
7 Paul Reed	C	32:36	10	17	2	1	2	3	2	5	3	3	2	4	21	22	22	
55 Duncan Robinson	G	24:31	4	8	2	5	3	4	0	4	4	1	1	1	17	13	13	
2 Cade Cunningham	G	30:07	9	14	6	11	4	6	0	7	7	1	3	3	1	26	28	
31 Javonte Green	F	16:17	0	4	0	2	3	3	3	1	4	2	0	0	1	0	4	3
8 Caris LeVert	F	17:34	3	8	3	4	0	0	1	2	1	3	1	1	0	2	9	
24 Daniss Jenkins	F	16:46	3	9	0	1	2	3	2	1	3	1	0	2	0	-13	8	
27 Kevin Huertler	F	20:51	4	9	1	3	0	0	1	2	3	0	3	0	1	0	5	9
35 Tolu Smith	F	15:19	1	3	0	0	1	3	2	1	3	2	2	0	1	0	-3	3
25 Marcus Sasser	G	03:51	1	1	0	0	0	0	0	0	1	0	0	0	1	0	-2	2
34 Bobi Klintman	G	03:51	0	2	0	1	0	0	0	0	0	0	1	1	0	0	-1	0
0 Chaz Lanier	DNP	02:36	0	2	0	1	0	0	0	0	0	0	0	0	0	0	0	0
0 Jalen Duren	DNP	00:00	0	0	0	0	0	0	0	0	0	0	0	0	0	0	0	0
28 Isaiah Stewart	DNP	00:00	0	0	0	0	0	0	0	0	0	0	0	0	0	0	0	0
240:00		41	89	14	34	17	25	17	30	47	24	21	10	15	8	118	113	
		46.1%		41.2%		68%				TM REB: 16	TOT TO: 16	(16 PTS)	TM FGA: 0					

HOME: TORONTO RAPTORS (32-23)

POS	MIN	FG	FGA	3P	3PA	FT	FTA	OR	DR	TOT	A	PF	ST	TO	BS	+/-	PTS	
3 Brandon Ingram	F	32:19	5	7	1	2	2	2	0	0	0	4	0	2	1	-12	13	
4 Scottie Barnes	F	29:54	5	13	0	3	7	7	4	3	7	5	4	3	0	-1	17	
19 Jakob Poeltl	C	20:08	4	7	0	0	1	2	2	4	6	0	2	0	1	0	-2	9
9 RJ Barrett	G	30:11	4	6	1	2	7	8	0	3	3	4	2	1	2	-10	16	
5 Immanuel Quickley	G	31:31	7	15	4	9	0	0	2	2	5	2	0	0	0	-22	18	
23 Jamal Shead	F	23:47	0	5	0	3	0	0	0	2	2	3	1	1	4	0	-10	0
32 Trayce Jackson-Davis	F	05:48	0	1	0	0	0	1	2	3	1	0	1	1	0	0	-15	0
54 Sandro Mamukelashvili	F	19:37	2	8	1	6	2	2	1	5	6	1	2	0	1	0	-10	7
1 Grady Dick	F	16:05	3	8	2	4	2	2	0	2	0	1	0	3	0	-1	10	
14 Ja'Kobe Walter	F	18:58	1	3	1	3	0	0	1	2	3	2	1	2	1	-9	3	
55 Alijah Martin	G	03:51	1	2	0	0	0	0	1	1	0	0	0	0	0	1	2	
77 Jamison Battle	G	03:51	0	0	0	0	0	0	0	0	0	0	0	0	0	0	0	
DNP - Coach's Decision	DNP	00:00	0	0	0	0	0	0	0	0	0	0	0	0	0	0	0	
240:00		32	75	10	32	21	23	11	24	35	22	20	7	16	6	-18	95	
		42.7%		31.2%		91.3%				TM REB: 3	TOT TO: 17	(15 PTS)	TM FGA: 0					

SCORE BY PERIOD

PERIOD	1	2	3	4	FINAL
Pistons	29	38	27	19	113
Raptors	19	33	22	21	95

Inactive: Pistons - Holland II (Personal), Jones (G League - Two-Way), Moore Jr. (G League - Two-Way)
Inactive: Raptors - Hepburn (G League - Two-Way), Lawson (G League - Two-Way), Mogbo (G League - On Assignment), Murray-Boyles (Injury/Illness - Left Thumb; Sprain - injury management), Paul (Not With Team)
Points in the Paint: Pistons 50 (25/46), RAPTORS 34 (17/33) Biggest Lead: Pistons 23, RAPTORS 0
2nd Chance Points: Pistons 19 (5/17), RAPTORS 14 (5/8) Lead Changes: 0
Fast Break Points: Pistons 14 (6/11), RAPTORS 11 (3/8) Times Tied: 0

NATIONAL BASKETBALL ASSOCIATION OFFICIAL SCORER'S REPORT FINAL BOX

Sunday, March 15, 2026 Scotiabank Arena, Toronto, ON
Officials: #8 Marc Davis, #37 Eric Dalen, #42 Eric Lewis

VISITOR: Detroit Pistons (48-19)

POS	MIN	FG	FGA	3P	3PA	FT	FTA	OR	DR	TOT	A	PF	ST	TO	BS	+/-	PTS	
9 Ausar Thompson	F	24:09	2	8	0	0	0	2	1	0	1	3	2	1	1	-9	4	
12 Tobias Harris	F	32:46	9	12	3	3	0	0	1	4	5	2	1	0	1	0	-2	21
0 Jalen Duren	C	36:38	8	11	0	0	4	7	4	7	11	0	3	0	1	0	-7	20
55 Duncan Robinson	G	24:18	0	2	0	2	2	0	3	3	3	5	0	1	0	2	1	
2 Cade Cunningham	G	37:13	12	24	2	8	7	8	1	2	3	9	4	2	4	-13	33	
27 Kevin Huertler	F	13:57	1	3	1	3	0	0	0	1	1	1	1	1	0	0	-2	3
5 Ronald Holland II	F	13:18	1	4	0	1	0	0	0	2	2	1	2	0	0	0	-8	2
8 Caris LeVert	F	20:10	3	8	2	4	1	2	2	1	3	1	1	1	1	1	-10	9
7 Paul Reed	F	11:22	2	4	0	0	0	0	2	4	6	0	2	0	2	0	-4	4
25 Marcus Sasser	G	11:32	1	6	1	3	0	0	1	0	1	2	4	0	1	0	2	3
31 Javonte Green	F	14:37	2	3	1	2	3	1	2	3	1	1	1	0	0	-4	8	
DNP - Coach's Decision	DNP	00:00	0	0	0	0	0	0	0	0	0	0	0	0	0	0	0	
DNP - Coach's Decision	DNP	00:00	0	0	0	0	0	0	0	0	0	0	0	0	0	0	0	
240:00		41	85	10	26	16	24	13	26	39	23	26	6	13	5	-11	108	
		48.2%		38.5%		66.7%				TM REB: 7	TOT TO: 13	(16 PTS)	TM FGA: 0					

HOME: TORONTO RAPTORS (38-29)

POS	MIN	FG	FGA	3P	3PA	FT	FTA	OR	DR	TOT	A	PF	ST	TO	BS	+/-	PTS	
3 Brandon Ingram	F	38:49	12	25	4	9	8	8	1	0	1	0	2	0	3	0	14	34
4 Scottie Barnes	F	37:38	5	11	0	1	4	5	5	10	8	2	1	1	3	22	14	
19 Jakob Poeltl	C	36:26	9	12	0	0	3	5	9	18	5	3	0	0	1	2	21	
9 RJ Barrett	G	39:24	11	17	1	4	4	4	2	4	6	2	3	1	3	0	3	27
5 Immanuel Quickley	G	33:42	1	12	1	6	3	4	0	1	1	7	1	3	1	0	14	6
14 Ja'Kobe Walter	F	11:48	1	2	1	2	0	0	0	2	2	4	2	0	0	-8	3	
23 Jamal Shead	F	24:28	1	4	0	2	2	2	0	2	2	3	0	0	0	-1	4	
54 Sandro Mamukelashvili	F	14:52	3	7	1	4	1	2	3	5	0	2	2	2	0	8	8	
2 Jonathan Mogbo	F	02:53	1	1	0	0	0	1	2	3	0	3	0	0	0	2	2	
77 Jamison Battle	DNP	00:00	0	0	0	0	0	0	0	0	0	0	0	0	0	0	0	
DNP - Coach's Decision	DNP	00:00	0	0	0	0	0	0	0	0	0	0	0	0	0	0	0	
DNP - Coach's Decision	DNP	00:00	0	0	0	0	0	0	0	0	0	0	0	0	0	0	0	
32 Trayce Jackson-Davis	DNP	00:00	0	0	0	0	0	0	0	0	0	0	0	0	0	0	0	
0 A.J. Lawson	DNP	00:00	0	0	0	0	0	0	0	0	0	0	0	0	0	0	0	
55 Alijah Martin	DNP	00:00	0	0	0	0	0	0	0	0	0	0	0	0	0	0	0	
17 Garrett Temple	DNP	00:00	0	0	0	0	0	0	0	0	0	0	0	0	0	0	0	
240:00		44	91	8	28	23	30	20	28	48	25	20	9	10	5	11	119	
		48.4%		28.6%		75.7%				TM REB: 12	TOT TO: 13	(12 PTS)	TM FGA: 0					

SCORE BY PERIOD

PERIOD	1	2	3	4	FINAL
Pistons	32	32	17	27	108
Raptors	33	26	34	26	119

Inactive: Pistons - Jones (G League - Two-Way), Klintman (G League - On Assignment), Lanier (G League - On Assignment), Moore Jr. (G League - Two-Way), Stewart (Injury/Illness - Left Calf; Strain)
Inactive: Raptors - Hepburn (G League - Two-Way), Murray-Boyles (Injury/Illness - Left Thumb; Sprain)
Points in the Paint: Pistons 50 (25/47), RAPTORS 56 (28/45) Biggest Lead: Pistons 6, RAPTORS 14
2nd Chance Points: Pistons 15 (5/13), RAPTORS 30 (13/20) Lead Changes: 17
Fast Break Points: Pistons 17 (6/13), RAPTORS 10 (4/8) Times Tied: 0
Technical fouls - Individual
Pistons (1): Cunningham 1:09 3rd
RAPTORS (0): NONE
Technical fouls - Non-Sportsmanlike
Pistons (0): NONE
RAPTORS (1): Poeltl 9:45 1st (Defensive Three Seconds)

GAME #75 - DETROIT 127, TORONTO 116

March 31, 2026 - Little Caesars Arena

NATIONAL BASKETBALL ASSOCIATION OFFICIAL SCORER'S REPORT FINAL BOX

Tuesday, March 31, 2026 Little Caesars Arena, Detroit, MI
Officials: #25 Tony Brothers, #30 John Butler, #28 Mousa Dagher

VISITOR: Toronto Raptors (42-33)

POS	MIN	FG	FGA	3P	3PA	FT	FTA	OR	DR	TOT	A	PF	ST	TO	BS	+/-	PTS
4 Scottie Barnes	F	27:43	2	8	0	2	1	4	0	1	12	2	3	4	2		



OPPONENTS



(53-29)

3rd in Eastern Conference

SERIES RECAP

Current Streak.....	Lost 13
Current Home Streak.....	Lost 7
Current Road Streak.....	Lost 6
All-Time Record vs. New York.....	61-58
All-Time Home Record vs. New York.....	35-24
All-Time Road Record vs. New York.....	26-34
Playoff Record vs. New York.....	3-5

HEAD-TO-HEAD VS. NEW YORK

TORONTO RAPTORS (0-5)

PLAYER	G-GS	MIN	FG-FGA	PCT	3FG-FGA	PCT	FT-FTA	PCT	OFF	DEF	TOT	AST	PF-DQ	STL	TO	BLK	PTS	AVG
Ingram, B	4-4	141	36 - 65	55.4	9-18	50.0	22 - 28	78.6	1	14	15	16	4-0	6	12	1	103	25.8
Barrett, R	2-2	61	12 - 26	46.2	2-7	28.6	8 - 10	80.0	2	10	12	6	4-0	0	2	0	34	17.0
Barnes, S	4-4	136	24 - 57	42.1	7-19	36.8	7 - 8	87.5	9	15	24	14	10-0	6	13	4	62	15.5
Quickley, I	3-3	97	14 - 37	37.8	8-22	36.4	3 - 5	60.0	0	9	9	23	9-0	3	7	0	39	13.0
Poeltl, J	2-2	55	9 - 13	69.2	0-0	0.0	1 - 1	100	6	10	16	3	6-0	2	4	1	19	9.5
Murray-Boyles, C	3-1	72	9 - 14	64.3	0-1	0.0	3 - 9	33.3	11	7	18	9	7-0	1	6	5	21	7.0
Sheard, J	4-1	97	9 - 29	31.0	5-19	26.3	4 - 6	66.7	1	8	9	17	7-0	7	7	0	27	6.8
Mamukelashvili, S	4-0	83	9 - 27	33.3	1-11	9.1	5 - 6	83.3	5	12	17	4	6-0	3	5	5	24	6.0
Walter, J	4-1	78	8 - 24	33.3	4-17	23.5	0 - 0	0.0	2	5	7	2	7-0	2	1	2	20	5.0
Dick, G	4-0	42	3 - 15	20.0	1-4	25.0	6 - 6	100	1	6	7	0	1-0	1	3	0	13	3.3
Battle, J	3-1	18	2 - 4	50.0	0-2	0.0	0 - 0	0.0	0	1	1	0	0-0	0	1	0	4	1.3
Mogbo, J	4-0	9	2 - 5	40.0	0-0	0.0	1 - 1	100	2	1	3	1	0-0	1	1	0	5	1.3
Lawson, A	2-0	4	0 - 2	0.0	0-1	0.0	2 - 2	100	0	0	0	0	0-0	0	0	2	2	1.0
Hepburn, C	2-0	13	0 - 6	0.0	0-5	0.0	0 - 0	0.0	0	1	1	2	2-0	1	1	0	0	0.0
Temple, G	2-0	5	0 - 1	0.0	0-1	0.0	0 - 0	0.0	0	0	0	0	1-0	0	0	0	0	0.0
Martin, A	2-0	3	0 - 1	0.0	0-1	0.0	0 - 0	0.0	0	0	0	0	0-0	0	0	0	0	0.0
Jackson-Davis, T	1-0	1	0 - 0	0.0	0-0	0.0	0 - 0	0.0	0	0	0	0	0-0	0	0	0	0	0.0
RAPTORS	4	960	141-334	42.2	37-129	28.7	63-83	75.9	43	105	178	99	71-0	35	67	21	382	95.5
KNICKS	4	960	177-347	51.0	56-147	38.1	53-74	71.6	58	142	227	110	72-0	40	68	19	463	115.8

NEW YORK (5-0)

PLAYER	G-GS	MIN	FG-FGA	PCT	3FG-FGA	PCT	FT-FTA	PCT	OFF	DEF	TOT	AST	PF-DQ	STL	TO	BLK	PTS	AVG
Brunson, J	5-5	171	46-91	50.5	11-30	36.7	18 - 20	90.0	2	13	15	27	7-0	3	13	2	121	24.2
Towns, K	5-5	156	33 - 66	50.0	4-15	26.7	17 - 20	85.0	19	49	68	16	13-0	2	11	4	87	17.4
Bridges, M	5-5	171	33 - 56	58.9	12-26	46.2	5 - 5	100	4	8	12	18	16-0	8	6	5	83	16.6
Hart, J	5-5	167	29-43	67.4	12-23	52.2	8 - 13	61.5	8	26	34	26	8-0	12	13	2	78	15.6
Anunoby, O	4-4	112	21-39	53.8	5-17	29.4	9 - 11	81.8	1	18	19	9	12-0	8	5	4	56	14.0
McBride, M	1-1	35	5-11	45.5	4-8	50.0	0 - 0	0.0	2	3	5	2	1-0	2	2	0	14	14.0
Shamet, L	3-0	73	11-28	39.3	7-21	33.3	0 - 0	0.0	1	4	5	2	7-0	4	2	0	29	9.7
Clarkson, J	4-0	73	14-34	41.2	3-13	23.1	4 - 6	66.7	3	3	6	6	4-0	0	4	1	35	8.8
Alvarado, J	2-0	36	6-10	60.0	1-5	20.0	3 - 6	50.0	0	6	6	7	2-0	1	2	0	16	8.0
Kolek, T	4-0	43	5-11	45.5	1-3	33.3	2 - 2	100	1	3	4	14	3-0	3	4	0	13	3.3
Diawara, M	5-0	42	3-11	27.3	2-8	25.0	3 - 4	75.0	1	4	5	1	2-0	1	3	0	11	2.2
Robinson, M	3-0	53	2 - 5	40.0	0-0	0.0	2 - 10	20.0	13	17	30	4	7-0	3	3	1	6	2.0
Hukportii, A	5-0	26	4 - 4	100	0-0	0.0	2 - 2	100	5	8	13	1	4-0	0	3	0	10	2.0
Dadiet, P	1-0	4	0 - 2	0.0	0-2	0.0	2 - 2	100	0	1	1	0	0-0	0	0	0	2	2.0
McCullar Jr., K	2-0	2	1 - 1	100	1-1	100	0 - 0	0.0	0	1	1	0	0-0	0	0	0	3	1.5
Sochan, J	2-0	7	0 - 0	0.0	0-0	0.0	0 - 0	0.0	1	0	1	0	1-0	1	0	0	0	0.0
Jemison III, T	1-0	3	0 - 0	0.0	0-0	0.0	0 - 0	0.0	0	0	0	0	0-0	0	1	0	0	0.0
Jones, D	0-0	0	0 - 0	0.0	0-0	0.0	0 - 0	0.0	0	0	0	0	0-0	0	0	0	0	0.0
KNICKS	5	1200	218-422	51.7	64-178	36.0	75-101	74.3	63	174	270	134	88-0	50	80	19	575	115
RAPTORS	5	1200	177-407	43.5	47-154	30.5	76-103	73.8	50	130	218	123	95-0	42	85	21	477	95.4



GAME #61 - NEW YORK 111, TORONTO 95

March 3, 2026 - Scotiabank Arena

NATIONAL BASKETBALL ASSOCIATION OFFICIAL SCORER'S REPORT FINAL BOX

Tuesday, March 3, 2026 Scotiabank Arena, Toronto, ON
 Officials: #61 Courtney Kirkland, #30 John Butler, #78 Evan Scott

Game Duration: 2:12
 Attendance: 19800 (Sellout)

VISITOR: New York Knicks (40-22)

POS	MIN	FG	FGA	3P	3PA	FT	FTA	OR	DR	TOT	A	PF	ST	TO	BS	+/-	PTS
8 OG Anunoby	F 26:47	5	6	2	2	3	4	0	5	5	0	4	0	2	0	8	15
3 Josh Hart	F 30:45	6	7	0	1	0	2	1	6	7	7	0	3	2	2	14	12
32 Karl-Anthony Towns	C 28:58	10	17	1	4	0	0	2	10	12	6	3	1	3	1	7	21
25 Mikal Bridges	G 32:15	4	7	1	2	2	2	0	2	2	4	3	0	2	1	11	11
11 Jalen Brunson	G 36:35	10	22	2	7	4	4	0	2	2	10	1	1	1	0	7	26
23 Mitchell Robinson	20:17	1	1	0	0	0	0	0	2	8	10	1	2	1	0	0	2
44 Landry Shamet	24:06	5	11	2	7	0	0	0	0	0	0	3	2	1	0	6	12
51 Mohamed Diawara	19:15	3	6	2	4	0	0	0	2	2	0	1	0	2	0	4	8
5 Jose Alvarado	17:23	2	4	0	2	0	0	0	1	1	5	1	1	1	0	19	4
20 Jeremy Sochan	01:00	0	0	0	0	0	0	0	0	0	0	0	0	0	0	2	0
55 Ariel Hukportl	01:00	0	0	0	0	0	0	1	1	2	0	0	0	1	0	2	0
9 Kevin McCullar Jr.	00:50	0	0	0	0	0	0	0	0	0	0	0	0	0	0	0	0
13 Tyler Kolek	00:50	0	0	0	0	0	0	0	0	0	0	0	0	0	0	0	0
00 Jordan Clarkson	DNP - Coach's Decision																
240:00		46	81	10	29	9	12	6	37	43	32	17	10	16	4	16	111
		56.8%		34.5%		75%		TM REB: 8		TOT TO: 18 (22 PTS)		TM FGA: 0					

HOME: TORONTO RAPTORS (35-26)

POS	MIN	FG	FGA	3P	3PA	FT	FTA	OR	DR	TOT	A	PF	ST	TO	BS	+/-	PTS
3 Brandon Ingram	F 36:39	11	20	3	5	6	7	0	2	2	4	0	1	2	1	-7	31
4 Scottie Barnes	F 35:38	5	9	1	3	3	3	2	2	2	4	1	2	3	1	-2	14
19 Jakob Poeltl	C 29:54	4	6	0	0	1	1	2	5	7	0	3	0	2	1	-10	9
9 RJ Barrett	G 37:14	9	13	1	3	1	2	0	4	4	3	2	0	2	0	-16	20
5 Immanuel Quickley	G 32:48	4	14	3	10	2	2	0	3	3	12	2	2	0	0	-9	13
23 Jamal Shead	24:03	1	4	0	2	2	2	0	3	3	3	1	0	2	0	-8	4
54 Sandro Mamukelashvili	16:22	1	6	0	1	2	1	3	4	1	3	0	0	0	0	-2	4
14 Ja'Kobe Walter	18:27	0	3	0	3	0	0	0	1	1	0	2	2	0	0	-14	0
77 Jamison Battle	04:45	0	0	0	0	0	0	0	0	0	0	0	0	0	0	-11	0
0 A.J. Lawson	00:50	0	0	0	0	0	0	0	0	0	0	0	0	0	0	0	0
1 Grady Dick	00:50	0	1	0	0	0	0	0	0	0	0	0	0	0	0	0	0
2 Jonathan Mogbo	00:50	0	0	0	0	0	0	0	0	0	0	0	0	0	0	0	0
32 Trayce Jackson-Davis	00:50	0	0	0	0	0	0	0	0	0	0	0	0	0	0	0	0
55 Alijah Martin	00:50	0	1	0	1	0	0	0	0	0	0	0	0	0	0	0	0
17 Garrett Temple	DNP - Coach's Decision																
240:00		35	77	8	28	17	19	5	23	28	24	15	8	13	3	-16	95
		45.5%		28.6%		89.5%		TM REB: 3		TOT TO: 15 (17 PTS)		TM FGA: 0					

SCORE BY PERIOD

PERIOD	1	2	3	4	FINAL
Knicks	32	36	19	24	111
Raptors	31	27	24	13	95

Inactive: Knicks - Dedielt (G League - On Assignment), Jemison III (G League - Two-Way), Jones (G League - Two-Way), McBride (Injury/Illness - Pelvic; Core Muscle Surgery)
 Inactive: Raptors - Hepburn (Injury/Illness - Right Knee; Surgery Recovery), Jackson-Davis (Injury/Illness - Illness; Illness), Murray-Boyles (Injury/Illness - Neck; Sprain), Quickley (Injury/Illness - Right Foot; Injury Management), Piantar Fasciitis)
 Points in the Paint: Knicks 52 (26/40), RAPTORS 42 (21/36)
 2nd Chance Points: Knicks 12 (4/9), RAPTORS 4 (2/6)
 Fast Break Points: Knicks 17 (7/8), RAPTORS 13 (6/8)
 Biggest Lead: Knicks 16, RAPTORS 10
 Lead Changes: 4
 Times Tied: 2

Technical fouls - Individual
 Knicks (1): Brunson 1:17 and
 Raptors (0): NONE

Copyright (c) 2025-2026 NBA Properties, Inc. All Rights Reserved

GAME #81 - NEW YORK 112, TORONTO 95

April 10, 2026 - Madison Square Garden

NATIONAL BASKETBALL ASSOCIATION OFFICIAL SCORER'S REPORT FINAL BOX

Friday, April 10, 2026 Madison Square Garden, New York, NY
 Officials: #74 Curtis Blair, #33 Sean Corbin, #94 Biniam Maru

Game Duration: 2:12
 Attendance: 19812 (Sellout)

VISITOR: Toronto Raptors (45-36)

POS	MIN	FG	FGA	3P	3PA	FT	FTA	OR	DR	TOT	A	PF	ST	TO	BS	+/-	PTS
4 Scottie Barnes	F 34:17	6	13	0	1	3	3	2	2	4	5	1	0	2	0	-10	15
3 Brandon Ingram	F 35:21	8	15	0	2	0	4	0	4	4	6	2	1	1	0	-9	16
19 Jakob Poeltl	C 19:25	2	3	0	0	0	0	1	2	3	1	3	1	2	0	-14	4
23 Jamal Shead	G 27:15	2	7	1	3	0	0	0	0	0	2	3	0	2	0	-9	5
14 Ja'Kobe Walter	G 29:27	5	9	4	7	1	2	0	2	2	1	2	1	1	0	-20	15
0 A.J. Lawson	22:21	1	5	1	4	2	2	2	2	4	6	1	1	1	0	0	3
2 Jonathan Mogbo	17:01	2	2	0	0	2	2	0	5	5	1	4	0	2	0	-4	6
54 Sandro Mamukelashvili	25:00	5	9	3	6	4	6	2	6	8	3	1	1	4	0	-3	17
55 Alijah Martin	11:41	1	5	0	1	1	0	0	0	0	2	0	0	3	0	-7	3
77 Jamison Battle	06:12	1	1	0	0	0	0	0	0	0	1	0	0	0	0	-10	2
1 Grady Dick	12:00	3	4	1	1	0	0	0	0	0	1	5	2	0	0	-2	7
9 RJ Barrett	DND - Injury/Illness - Right Knee; Soreness																
17 Garrett Temple	DNP - Coach's Decision																
240:00		36	73	10	25	13	20	7	25	32	24	24	7	17	0	-17	95
		49.3%		40%		65%		TM REB: 8		TOT TO: 18 (27 PTS)		TM FGA: 0					

HOME: NEW YORK KNICKS (53-28)

POS	MIN	FG	FGA	3P	3PA	FT	FTA	OR	DR	TOT	A	PF	ST	TO	BS	+/-	PTS
8 OG Anunoby	F 15:23	1	4	0	3	0	0	0	5	5	3	2	0	0	0	9	2
3 Josh Hart	F 29:58	0	2	0	1	3	4	0	4	4	2	2	2	2	0	11	3
32 Karl-Anthony Towns	C 29:54	8	12	1	3	5	5	2	8	10	5	3	0	1	0	11	22
25 Mikal Bridges	G 33:05	5	10	2	6	1	1	0	1	1	3	2	3	1	0	13	13
11 Jalen Brunson	G 31:20	12	18	2	5	3	3	0	3	3	2	1	2	3	0	4	29
00 Jordan Clarkson	18:15	4	8	0	1	2	2	1	0	1	4	1	0	1	0	3	10
20 Jeremy Sochan	06:07	0	0	0	0	0	0	0	1	0	1	1	0	0	0	-3	0
44 Landry Shamet	28:24	3	7	2	5	0	0	0	1	1	1	1	0	0	0	11	8
5 Jose Alvarado	18:07	4	6	1	3	3	6	0	5	5	2	1	0	1	0	14	12
55 Ariel Hukportl	12:34	4	4	0	0	0	0	1	3	4	1	2	0	0	0	8	8
51 Mohamed Diawara	10:41	0	2	0	2	3	4	0	1	1	1	0	1	0	0	3	3
4 Pacome Dadiet	03:35	0	2	0	2	2	2	0	1	0	0	0	0	0	0	0	2
50 Trey Jemison III	02:37	0	0	0	0	0	0	0	0	0	0	0	0	0	0	1	0
1 Dillon Jones	DNP - Coach's Decision																
9 Kevin McCullar Jr.	DNP - Coach's Decision																
240:00		41	75	8	31	22	27	5	32	37	24	16	10	10	0	17	112
		54.7%		25.8%		81.5%		TM REB: 6		TOT TO: 12 (12 PTS)		TM FGA: 0					

SCORE BY PERIOD

PERIOD	1	2	3	4	FINAL
Raptors	21	15	28	31	95
KNICKS	22	29	28	33	112

Inactive: Raptors - Hepburn (Injury/Illness - Right Knee; Surgery Recovery), Jackson-Davis (Injury/Illness - Illness; Illness), Murray-Boyles (Injury/Illness - Neck; Sprain), Quickley (Injury/Illness - Right Foot; Injury Management), Piantar Fasciitis)
 Inactive: Knicks - Kolek (Injury/Illness - Right Oblique; Right Oblique Strain), McBride (Injury/Illness - Pelvic; Core Muscle Injury Management), Robinson (Injury/Illness - Left Ankle; Left Ankle Injury Management)
 Points in the Paint: Raptors 40 (20/33), KNICKS 58 (29/33)
 2nd Chance Points: Raptors 8 (3/6), KNICKS 9 (3/4)
 Fast Break Points: Raptors 9 (4/9), KNICKS 11 (5/6)
 Biggest Lead: Raptors 1, KNICKS 19
 Lead Changes: 4
 Times Tied: 1

Technical fouls - Non-Unsportsmanlike
 Raptors (1): Poeltl 6:53 3rd (Defensive Three Seconds)
 Knicks (0): NONE



OPPONENTS



(45-37)

7th in Eastern Conference

SERIES RECAP

Current Streak.....	Lost 1
Current Home Streak.....	Lost 1
Current Road Streak.....	Won 1
All-Time Record vs. Philadelphia.....	68-51
All-Time Home Record vs. Philadelphia.....	37-22
All-Time Road Record vs. Philadelphia.....	31-29
Playoff Record vs. Philadelphia.....	9-11

HEAD-TO-HEAD VS. PHILADELPHIA

TORONTO RAPTORS (2-2)

PLAYER	G-GS	MIN	FG-FGA	PCT	3FG-FGA	PCT	FT-FTA	PCT	OFF	DEF	TOT	AST	PF-DQ	STL	TO	BLK	PTS	AVG
Barrett, R	2-2	69	13-24	54.2	4-9	44.4	14-16	87.5	1	5	6	10	7-0	0	1	0	44	22.0
Barnes, S	4-4	146	30-66	45.5	3-14	21.4	17-20	85.0	9	16	25	20	14-1	5	14	4	80	20.0
Ingram, B	3-3	103	19-42	45.2	2-7	28.6	20-21	95.2	7	11	18	17	11-0	0	8	0	60	20.0
Quickley, I	4-4	147	29-71	40.8	13-36	36.1	7-11	63.6	3	19	22	19	6-0	8	5	0	78	19.5
Poeltl, J	1-1	32:50	8-10	80.0	0-0	0.0	3-4	75.0	3	5	8	4	3-0	1	1	0	19	19.0
Murray-Boyles, C	3-2	96	17-27	63.0	1-1	100	6-9	66.7	15	14	29	10	9-0	6	4	5	41	13.7
Sheard, J	4-2	111	11-30	36.7	5-17	29.4	7-9	77.8	1	6	7	23	6-0	4	5	0	34	8.5
Lawson, A	2-0	27	6-13	46.2	3-8	37.5	1-1	100	1	2	3	1	4-0	2	1	0	16	8.0
Martin, A	2-0	42	4-14	28.6	0-5	0.0	7-8	87.5	5	5	10	3	5-0	4	1	2	15	7.5
Mamukelashvili, S	4-0	71	8-20	40.0	1-9	11.1	8-12	66.7	3	5	8	8	9-0	4	2	2	25	6.3
Walter, J	3-1	30	6-14	42.9	4-9	44.4	0-0	0.0	0	1	1	2	3-0	3	1	0	16	5.3
Dick, G	4-0	49	5-20	25.0	1-12	8.3	2-2	100	1	3	4	2	6-0	3	2	1	13	3.3
Battle, J	4-0	26	4-11	36.4	1-6	16.7	1-3	33.3	1	3	4	0	4-0	0	2	0	10	2.5
Mogbo, J	1-0	2	1-1	100	0-0	0.0	0-0	0.0	0	1	1	0	0-0	0	0	0	2	2.0
Temple, G	1-0	2	0-0	0.0	0-0	0.0	0-0	0.0	0	0	0	0	0-0	0	0	0	0	0.0
RAPTORS	4	985	164-369	44.4	38-136	27.9	93-116	80.2	51	104	208	120	91-1	40	50	15	459	114.8
76ERS	4	985	170-347	49.0	48-137	35.0	84-100	84.0	48	127	217	88	95-0	28	73	28	472	118

PHILADELPHIA 76ERS (2-2)

PLAYER	G-GS	MIN	FG-FGA	PCT	3FG-FGA	PCT	FT-FTA	PCT	OFF	DEF	TOT	AST	PF-DQ	STL	TO	BLK	PTS	AVG
Maxe, T	4-4	161	43-81	53.1	16-35	45.7	24-28	85.7	3	11	14	23	10-0	7	10	5	126	31.5
Embiid, J	2-2	62	19-33	57.6	2-10	20.0	16-17	94.1	4	10	14	8	4-0	2	9	1	56	28.0
Edgecombe, V	4-4	151	24-61	39.3	8-24	33.3	8-11	72.7	5	14	19	20	15-0	9	12	2	64	16.0
George, P	1-1	29	5-13	38.5	1-6	16.7	4-5	80.0	0	4	4	6	3-0	0	1	0	15	15.0
Grimes, Q	4-0	110	17-35	48.6	9-20	45.0	10-11	90.9	2	13	15	7	13-0	3	9	0	53	13.3
Oubre Jr., K	3-2	100	16-32	50.0	3-11	27.3	4-5	80.0	3	10	13	1	12-0	4	7	5	39	13.0
Barlow, D	3-3	69	9-14	64.3	2-4	50.0	2-2	100	4	11	15	3	6-0	0	7	4	22	7.3
Watford, T	4-1	62	11-15	73.3	2-4	50.0	5-7	71.4	5	17	22	12	6-0	0	4	2	29	7.3
Walker, J	4-0	59	9-18	50.0	2-8	25.0	2-4	50.0	8	10	18	3	8-0	0	3	1	22	5.5
Drummond, A	3-2	70	6-16	37.5	0-2	0.0	2-2	100	8	17	25	1	6-0	2	4	3	14	4.7
McCain, J	3-0	29	5-13	38.5	2-6	33.3	0-0	0.0	0	3	3	1	3-0	0	1	0	12	4.0
Edwards, J	3-1	31	3-8	37.5	1-4	25.0	4-4	100	2	2	4	3	3-0	1	3	1	11	3.7
Bona, A	3-0	51	3-5	60.0	0-0	0.0	3-4	75.0	4	5	9	0	6-0	0	2	4	9	3.0
Lowry, K	1-0	2	0-3	0.0	0-3	0.0	0-0	0.0	0	0	0	0	0-0	0	0	0	0	0.0
Broome, J	0-0	0	0-0	0.0	0-0	0.0	0-0	0.0	0	0	0	0	0-0	0	0	0	0	0.0
Sallis, H	0-0	0	0-0	0.0	0-0	0.0	0-0	0.0	0	0	0	0	0-0	0	0	0	0	0.0
Gordon, E	0-0	0	0-0	0.0	0-0	0.0	0-0	0.0	0	0	0	0	0-0	0	0	0	0	0.0
76ERS	4	985	170-347	49.0	48-137	35.0	84-100	84.0	48	127	217	88	95-0	28	73	28	472	118
RAPTORS	4	985	164-369	44.4	38-136	27.9	93-116	80.2	51	104	208	120	91-1	40	50	15	459	114.8



PLAYOFF HISTORY



ALL-TIME PLAYOFF RESULTS

2000 FIRST ROUND - NEW YORK (3) vs. TORONTO (0)

DATE	RESULT	VENUE	ATTENDANCE
Game 1 - April 23, 2000	New York 92, Toronto 88	Madison Square Garden	19,763
Game 2 - April 26, 2000	New York 84, Toronto 83	Madison Square Garden	19,763
Game 3 - April 30, 2000	New York 87, Toronto 80	Air Canada Centre	19,996

2001 FIRST ROUND - TORONTO (3) vs. NEW YORK (2)

DATE	RESULT	VENUE	ATTENDANCE
Game 1 - April 22, 2001	New York 92, Toronto 85	Madison Square Garden	19,763
Game 2 - April 26, 2001	Toronto 94, New York 74	Madison Square Garden	19,763
Game 3 - April 29, 2001	New York 97, Toronto 89	Air Canada Centre	20,217
Game 4 - May 2, 2001	Toronto 100, New York 93	Air Canada Centre	20,282
Game 5 - May 4, 2001	Toronto 93, New York 89	Madison Square Garden	19,763

2001 CONFERENCE SEMIFINALS - PHILADELPHIA (4) vs. TORONTO (3)

DATE	RESULT	VENUE	ATTENDANCE
Game 1 - May 6, 2001	Toronto 96, Philadelphia 93	First Union Center	20,892
Game 2 - May 9, 2001	Philadelphia 97, Toronto 92	First Union Center	20,870
Game 3 - May 11, 2001	Toronto 102, Philadelphia 78	Air Canada Centre	20,436
Game 4 - May 13, 2001	Philadelphia 84, Toronto 79	Air Canada Centre	20,351
Game 5 - May 16, 2001	Philadelphia 121, Toronto 88	First Union Center	20,939
Game 6 - May 18, 2001	Toronto 101, Philadelphia 89	Air Canada Centre	20,499
Game 7 - May 20, 2001	Philadelphia 88, Toronto 87	First Union Center	20,848

2002 FIRST ROUND - DETROIT (3) vs. TORONTO (2)

DATE	RESULT	VENUE	ATTENDANCE
Game 1 - April 21, 2002	Detroit 85, Toronto 63	Palace of Auburn Hills	22,076
Game 2 - April 24, 2002	Detroit 96, Toronto 91	Palace of Auburn Hills	22,076
Game 3 - April 27, 2002	Toronto 94, Detroit 84	Air Canada Centre	20,138
Game 4 - April 29, 2002	Toronto 89, Detroit 83	Air Canada Centre	20,112
Game 5 - May 2, 2002	Detroit 85, Toronto 82	Palace of Auburn Hills	22,076

2007 FIRST ROUND - NEW JERSEY (4) vs. TORONTO (2)

DATE	RESULT	VENUE	ATTENDANCE
Game 1 - April 21, 2007	New Jersey 96, Toronto 91	Air Canada Centre	20,330
Game 2 - April 24, 2007	Toronto 89, New Jersey 83	Air Canada Centre	20,239
Game 3 - April 27, 2007	New Jersey 102, Toronto 89	Continental Airlines Arena	17,147
Game 4 - April 29, 2007	New Jersey 102, Toronto 81	Continental Airlines Arena	20,032
Game 5 - May 1, 2007	Toronto 98, New Jersey 96	Air Canada Centre	20,511
Game 6 - May 4, 2007	New Jersey 98, Toronto 97	Continental Airlines Arena	17,242

2008 FIRST ROUND - ORLANDO (4) vs. TORONTO (1)

DATE	RESULT	VENUE	ATTENDANCE
Game 1 - April 20, 2008	Orlando 114, Toronto 100	Amway Arena	17,519
Game 2 - April 22, 2008	Orlando 104, Toronto 103	Amway Arena	17,519
Game 3 - April 24, 2008	Toronto 108, Orlando 94	Air Canada Centre	20,023
Game 4 - April 26, 2008	Orlando 106, Toronto 94	Air Canada Centre	20,416
Game 5 - April 28, 2008	Orlando 102, Toronto 92	Amway Arena	17,519



2014 FIRST ROUND - BROOKLYN (4) vs. TORONTO (3)

DATE	RESULT	VENUE	ATTENDANCE
Game 1 - April 19, 2014	Brooklyn 94, Toronto 87	Air Canada Centre	19,800
Game 2 - April 22, 2014	Toronto 100, Brooklyn 95	Air Canada Centre	20,382
Game 3 - April 25, 2014	Brooklyn 102, Toronto 98	Barclays Center	17,732
Game 4 - April 27, 2014	Toronto 87, Brooklyn 79	Barclays Center	17,732
Game 5 - April 30, 2014	Toronto 115, Brooklyn 113	Air Canada Centre	20,393
Game 6 - May 2, 2014	Brooklyn 97, Toronto 83	Barclays Center	17,732
Game 7 - May 4, 2014	Brooklyn 104, Toronto 103	Air Canada Centre	20,457

2015 FIRST ROUND - WASHINGTON (4) vs. TORONTO (0)

DATE	RESULT	VENUE	ATTENDANCE
Game 1 - April 18, 2015	Washington 93, Toronto 86 (OT)	Air Canada Centre	19,800
Game 2 - April 21, 2015	Washington 117, Toronto 106	Air Canada Centre	19,800
Game 3 - April 24, 2015	Washington 106, Toronto 99	Verizon Center	20,356
Game 4 - April 26, 2015	Washington 125, Toronto 94	Verizon Center	20,356

2016 FIRST ROUND - TORONTO (4) vs. INDIANA (3)

DATE	RESULT	VENUE	ATTENDANCE
Game 1 - April 16, 2016	Indiana 100, Toronto 90	Air Canada Centre	19,800
Game 2 - April 18, 2016	Toronto 98, Indiana 87	Air Canada Centre	19,800
Game 3 - April 21, 2016	Toronto 101, Indiana 85	Bankers Life Fieldhouse	18,165
Game 4 - April 23, 2016	Indiana 100, Toronto 83	Bankers Life Fieldhouse	18,165
Game 5 - April 26, 2016	Toronto 102, Indiana 99	Air Canada Centre	19,800
Game 6 - April 29, 2016	Indiana 101, Toronto 83	Bankers Life Fieldhouse	18,165
Game 7 - May 1, 2016	Toronto 89, Indiana 84	Air Canada Centre	20,669

2016 CONFERENCE SEMIFINALS - TORONTO (4) vs. MIAMI (3)

DATE	RESULT	VENUE	ATTENDANCE
Game 1 - May 3, 2016	Miami 102, Toronto 96 (OT)	Air Canada Centre	19,800
Game 2 - May 5, 2016	Toronto 96, Miami 92 (OT)	Air Canada Centre	20,906
Game 3 - May 7, 2016	Toronto 95, Miami 91	AmericanAirlines Arena	19,675
Game 4 - May 9, 2016	Miami 94, Toronto 87 (OT)	AmericanAirlines Arena	19,600
Game 5 - May 11, 2016	Toronto 99, Miami 91	Air Canada Centre	20,155
Game 6 - May 13, 2016	Miami 103, Toronto 91	AmericanAirlines Arena	19,757
Game 7 - May 15, 2016	Toronto 116, Miami 89	Air Canada Centre	20,257

2016 CONFERENCE FINALS - CLEVELAND (4) vs. TORONTO (2)

DATE	RESULT	VENUE	ATTENDANCE
Game 1 - May 17, 2016	Cleveland 115, Toronto 84	Quicken Loans Arena	20,562
Game 2 - May 19, 2016	Cleveland 108, Toronto 89	Quicken Loans Arena	20,562
Game 3 - May 21, 2016	Toronto 99, Cleveland 84	Air Canada Centre	20,207
Game 4 - May 23, 2016	Toronto 105, Cleveland 99	Air Canada Centre	20,367
Game 5 - May 25, 2016	Cleveland 116, Toronto 78	Quicken Loans Arena	20,562
Game 6 - May 27, 2016	Cleveland 113, Toronto 87	Air Canada Centre	20,605



ALL-TIME PLAYOFF RESULTS

2017 FIRST ROUND - TORONTO (4) vs. MILWAUKEE (2)

DATE	RESULT	VENUE	ATTENDANCE
Game 1 - April 15, 2017	Milwaukee 97, Toronto 83	Air Canada Centre	20,133
Game 2 - April 18, 2017	Toronto 106, Milwaukee 100	Air Canada Centre	20,077
Game 3 - April 20, 2017	Milwaukee 104, Toronto 77	BMO Harris Bradley Center	18,717
Game 4 - April 22, 2017	Toronto 87, Milwaukee 76	BMO Harris Bradley Center	18,717
Game 5 - April 24, 2017	Toronto 118, Milwaukee 93	Air Canada Centre	20,251
Game 6 - April 27, 2017	Toronto 92, Milwaukee 89	BMO Harris Bradley Center	18,717

2017 CONFERENCE SEMIFINALS - CLEVELAND (4) vs. TORONTO (0)

DATE	RESULT	VENUE	ATTENDANCE
Game 1 - May 1, 2017	Cleveland 116, Toronto 105	Quicken Loans Arena	20,562
Game 2 - May 3, 2017	Cleveland 125, Toronto 103	Quicken Loans Arena	20,562
Game 3 - May 5, 2017	Cleveland 115, Toronto 94	Air Canada Centre	20,384
Game 4 - May 7, 2017	Cleveland 109, Toronto 102	Air Canada Centre	20,307

2018 FIRST ROUND - TORONTO (4) vs. WASHINGTON (2)

DATE	RESULT	VENUE	ATTENDANCE
Game 1 - April 14	Toronto 114, Washington 106	Air Canada Centre	19,937
Game 2 - April 17	Toronto 130, Washington 119	Air Canada Centre	20,242
Game 3 - April 20	Washington 122, Toronto 103	Capital One Arena	20,356
Game 4 - April 22	Washington 106, Toronto 98	Capital One Arena	20,356
Game 5 - April 25	Toronto 108, Washington 98	Air Canada Centre	19,987
Game 6 - April 27	Toronto 102, @Washington 92	Capital One Arena	20,356

2018 CONFERENCE SEMIFINALS - CLEVELAND (4) vs. TORONTO (0)

DATE	RESULT	VENUE	ATTENDANCE
Game 1 - May 1, 2018	Cleveland 113, Toronto 112 (OT)	Air Canada Centre	19,954
Game 2 - May 3, 2018	Cleveland 128, Toronto 110	Air Canada Centre	20,127
Game 3 - May 5, 2018	Cleveland 105, Toronto 103	Quicken Loans Arena	20,562
Game 4 - May 7, 2018	Cleveland 128, Toronto 93	Quicken Loans Arena	20,562

2019 FIRST ROUND - TORONTO (4) vs. ORLANDO (1)

DATE	RESULT	VENUE	ATTENDANCE
Game 1 - April 13, 2019	Orlando 104, Toronto 101	Scotiabank Arena	19,937
Game 2 - April 16, 2019	Toronto 111, Orlando 82	Scotiabank Arena	19,964
Game 3 - April 19, 2019	Toronto 98, Orlando 93	Amway Center	19,367
Game 4 - April 21, 2019	Toronto 107, Orlando 85	Amway Center	19,087
Game 5 - April 23, 2019	Toronto 115, Orlando 96	Scotiabank Arena	19,800

2019 CONFERENCE SEMIFINALS - TORONTO (4) vs. PHILADELPHIA (3)

DATE	RESULT	VENUE	ATTENDANCE
Game 1 - April 27, 2019	Toronto 108, Philadelphia 95	Scotiabank Arena	19,800
Game 2 - April 29, 2019	Philadelphia 94, Toronto 89	Scotiabank Arena	19,800
Game 3 - May 2, 2019	Philadelphia 116, Toronto 95	Wells Fargo Center	20,658
Game 4 - May 5, 2019	Toronto 101, Philadelphia 96	Wells Fargo Center	20,639
Game 5 - May 7, 2019	Toronto 125, Philadelphia 89	Scotiabank Arena	20,287
Game 6 - May 9, 2019	Philadelphia 112, Toronto 101	Wells Fargo Center	20,525
Game 7 - May 12, 2019	Toronto 92, Philadelphia 90	Scotiabank Arena	20,917



2019 CONFERENCE FINALS - TORONTO (4) vs. MILWAUKEE (2)

DATE	RESULT	VENUE	ATTENDANCE
Game 1 - May 15, 2019	Milwaukee 108, Toronto 100	Fiserv Forum	17,345
Game 2 - May 17, 2019	Milwaukee 125, Toronto 103	Fiserv Forum	17,570
Game 3 - May 19, 2019	Toronto 118, Milwaukee 112 (2OT)	Scotiabank Arena	19,923
Game 4 - May 21, 2019	Toronto 120, Milwaukee 102	Scotiabank Arena	20,237
Game 5 - May 23, 2019	Toronto 105, Milwaukee 99	Fiserv Forum	17,384
Game 6 - May 25, 2019	Toronto 100, Milwaukee 94	Scotiabank Arena	20,478

2019 NBA FINALS - TORONTO (4) vs. GOLDEN STATE (2)

DATE	RESULT	VENUE	ATTENDANCE
Game 1 - May 30, 2019	Toronto 118, Golden State 109	Scotiabank Arena	19,983
Game 2 - June 2, 2019	Golden State 109, Toronto 104	Scotiabank Arena	20,014
Game 3 - June 5, 2019	Toronto 123, Golden State 109	Oracle Arena	19,596
Game 4 - June 7, 2019	Toronto 105, Golden State 92	Oracle Arena	19,596
Game 5 - June 10, 2019	Golden State 106, Toronto 105	Scotiabank Arena	20,144
Game 6 - June 13, 2019	Toronto 114, Golden State 110	Oracle Arena	19,596

2020 FIRST ROUND - TORONTO (4) vs. BROOKLYN (0)

DATE	RESULT	VENUE	ATTENDANCE
Game 1 - August 17, 2020	Toronto 134, Brooklyn 110	AdventHealth Arena*	N/A
Game 2 - August 19, 2020	Toronto 104, Brooklyn 99	The Field House*	N/A
Game 3 - August 21, 2020	Toronto 117, Brooklyn 92	The Field House*	N/A
Game 4 - August 23, 2020	Toronto 150, Brooklyn 122	The Field House*	N/A

2020 CONFERENCE SEMIFINALS - BOSTON (4) vs. TORONTO (3)

DATE	RESULT	VENUE	ATTENDANCE
Game 1 - August 30, 2020	Boston 112, Toronto 94	The Field House*	N/A
Game 2 - September 1, 2020	Boston 102, Toronto 99	The Field House*	N/A
Game 3 - September 3, 2020	Toronto 104, Boston 103	The Field House*	N/A
Game 4 - September 5, 2020	Toronto 100, Boston 93	The Field House*	N/A
Game 5 - September 7, 2020	Boston 111, Toronto 89	The Field House*	N/A
Game 6 - September 9, 2020	Toronto 125, Boston 122 (OT)	The Field House*	N/A
Game 7 - September 11, 2020	Boston 92, Toronto 87	AdventHealth Arena*	N/A

* - Games played in Orlando, Florida

2022 FIRST ROUND - PHILADELPHIA (4) vs. TORONTO (2)

DATE	RESULT	VENUE	ATTENDANCE
Game 1 - April 16, 2022	Philadelphia 131, Toronto 111	Wells Fargo Center	20,610
Game 2 - April 18, 2022	Philadelphia 112, Toronto 97	Wells Fargo Center	20,974
Game 3 - April 20, 2022	Philadelphia 104, Toronto 101 (OT)	Scotiabank Arena	19,800
Game 4 - April 23, 2022	Toronto 110, Philadelphia 102	Scotiabank Arena	19,800
Game 5 - April 25, 2022	Toronto 103, Philadelphia 88	Wells Fargo Center	20,517
Game 6 - April 28, 2022	Philadelphia 132, Toronto 97	Scotiabank Arena	19,800



TORONTO VS. NEW YORK

FIRST ROUND

APRIL 23-30, 2000

NEW YORK WINS 3-0



GAME	DATE	OPPONENT	RESULT	HIGHPOINTS	HIGHREBOUNDS	HIGHASSISTS	OPPONENT PTS.	ATTENDANCE
1	Apr 23	@New York	L 92-88	McGrady- 25	Willis- 11	Carter/Oakley- 6	Sprewell/Houston- 21	19,763
2	Apr 26	@New York	L 84-83	Carter- 27	Willis- 10	Carter- 5	Sprewell- 25	19,763
3	Apr 30	NEW YORK	L 87-80	Davis- 18	Oakley- 14	Carter- 8	Houston- 23	19,996

2000 PLAYOFF STATISTICS VS. NEW YORK

Player	G-GS	MIN	FG-FGA	PCT	3FG-FGA	PCT	FT-FTA	PCT	OFF	DEF	TOT	AST	PF-DQ	STL	TO	BLK	PTS	AVG
Carter	3-3	119	15-50	.300	1-10	.100	27-31	.871	9	9	18	19	12-0	3	8	4	58	19.3
McGrady	3-3	111	17-44	.386	2-7	.286	14-16	.875	10	11	21	9	10-0	3	10	3	50	16.7
Davis	3-3	105	14-24	.583	0-0	---	11-14	.786	7	18	25	3	9-0	1	4	4	39	13.0
Willis	3-0	76	12-33	.364	0-0	---	15-20	.750	6	20	26	1	11-0	2	2	0	39	13.0
Oakley	3-3	110	14-29	.483	2-7	.286	0-1	.000	2	21	23	11	14-0	6	5	1	30	10.0
Bogues	3-2	87	6-21	.286	3-9	.333	1-3	.333	3	3	6	5	4-0	4	4	0	16	5.3
Christie	3-1	61	3-13	.231	3-8	.375	3-6	.500	1	4	5	6	10-0	4	4	1	12	4.0
Curry	3-0	30	2-4	.500	2-3	.667	1-2	.500	1	1	2	1	4-0	2	2	0	7	2.3
Brown	3-0	19	0-4	.000	0-3	.000	0-0	---	0	2	2	2	4-0	2	1	0	0	0.0
Thomas	1-0	1	0-0	---	0-0	---	0-0	---	0	0	0	0	0-0	0	0	0	0	0.0
Williams	1-0	1	0-0	---	0-0	---	0-0	---	0	0	0	0	0-0	0	0	0	0	0.0
RAPTORS	3	720	83-222	.374	13-47	.277	72-93	.774	39	89	128	57	78-0	27	43	13	251	83.7
KNICKS	3	720	91-201	.453	16-34	.471	65-87	.747	23	88	111	36	72-1	24	48	15	263	87.7

PLAYER	SINGLE-GAME HIGHS							AVERAGE PER GAME							CAREER HIGHS						
	MIN	REB	AST	ST	TO	BL	PTS	MIN	REB	AST	STL	TO	BLK	PTS	FG	FGA	FT	FTA	REB	AST	PTS
Carter	43	7	8	2	5	2	27	39.7	6.0	6.3	1.00	2.7	1.33	19.3	7C	20C	13C	16C	7C	8C	27C
McGrady	39	10	5	2	6	2	25	37.0	7.0	3.0	1.00	3.3	1.00	16.7	9C	21C	7C	8C	10C	5C	25C
Davis	40	12	2	1	2	4	18	35.0	8.3	1.0	0.33	1.3	1.33	13.0	7T	12C	9	12	12T	3	18C
Willis	32	11	1	1	2	0	16	25.3	8.7	0.3	0.67	0.7	0.00	13.0	12	24	8T	11	16	4	27
Oakley	41	14	6	4	4	1	11	36.7	7.7	3.7	2.00	1.7	0.33	10.0	10	20	10	12	24	8	26
Bogues	39	3	2	3	2	0	6	29.0	2.0	1.7	1.33	1.3	0.00	5.3	7	14	4	6	9	15	19
Christie	26	2	2	2	2	1	7	20.3	1.7	2.0	1.33	1.3	0.33	4.0	2T	7C	2C	4C	2T	4	7C
Curry	16	1	1	2	1	0	4	10.0	0.7	0.3	0.67	0.7	0.00	2.3	12	17	4	4	7	5	27
Brown	10	2	2	1	1	0	0	6.3	0.7	0.7	0.67	0.3	0.00	0.0	9	17	8	10	9	10	22
Thomas	1	0	0	0	0	0	0	1.0	0.0	0.0	0.00	0.0	0.00	0.0	0C	0C	0C	0C	0C	0C	0C
Williams	1	0	0	0	0	0	0	1.0	0.0	0.0	0.00	0.0	0.00	0.0	0C	0C	0C	0C	0C	0C	0C
RAPTORS	240	47	23	12	16	7	88	240.0	42.7	19.0	9.00	14.3	4.33	83.7	30C	83C	33C	41C	47C	23C	88C
KNICKS	240	40	14	10	18	8	92	240.0	37.0	12.0	8.00	16.0	5.00	87.7	35C	72C	28C	38C	40C	14C	92C



TORONTO vs. NEW YORK

FIRST ROUND

APRIL 22 - May 4, 2001

TORONTO WINS 3-2



GAME	DATE	OPPONENT	RESULT	HIGH POINTS	HIGH REBOUNDS	HIGH ASSISTS	OPPONENT PTS.	ATTENDANCE
1	Apr 22	@New York	L 92-85	Davis/A.Williams-19	Davis- 15	A. Williams- 8	Houston- 23	19,763
2	Apr 26	@New York	W 94-74	A. Williams- 23	Davis- 12	Childs- 7	Thomas- 23	19,763
3	Apr 29	NEW YORK	L 97-89	Davis- 21	Davis- 12	Childs- 9	Houston- 24	20,217
4	May 2	NEW YORK	W 100-93	Carter- 32	Davis- 9	Carter/Childs- 4	Houston- 27	20,282
5	May 4	@New York	W 93-89	Carter- 27	Davis- 12	Childs- 9	Sprewell- 29	19,763

2001 PLAYOFF STATISTICS vs. NEW YORK

PLAYER	G-GS	MIN	FG-FGA	PCT	3FG-FGA	PCT	FT-FTA	PCT	OFF	DEF	TOT	AST	PF-DQ	STL	TO	BLK	PTS	AVG
Carter	5-5	227	41-109	.376	6-16	.375	26-36	.722	16	20	36	17	21-1	7	12	6	114	22.8
A. Williams	5-5	217	35-77	.455	6-12	.500	11-14	.786	1	14	15	20	16-0	9	6	2	87	17.4
Davis	5-5	202	31-63	.492	0-0	---	17-22	.773	21	39	60	7	15-0	3	15	10	79	15.8
Childs	5-4	164	20-44	.455	9-16	.563	10-11	.909	1	17	18	32	18-0	5	18	2	59	11.8
Oakley	5-5	172	22-48	.458	0-4	.000	5-7	.714	10	21	31	7	12-0	5	8	1	49	9.8
J. Williams	4-0	72	6-13	.462	0-0	---	7-13	.538	8	10	18	2	13-0	7	4	3	19	4.8
Clark	5-0	46	6-16	.375	0-0	---	10-16	.625	4	8	12	4	9-0	1	0	2	22	4.4
Curry	5-0	59	8-19	.421	2-8	.250	4-5	.800	0	3	3	5	1-0	1	4	0	22	4.4
Peterson	3-1	35	3-9	.333	0-1	.000	2-2	1.000	0	3	3	4	4-0	2	1	0	8	2.7
Murray	1-0	3	1-1	1.000	0-0	---	0-0	---	0	0	0	0	1-0	1	1	0	2	2.0
Stewart	1-0	3	0-0	---	0-0	---	0-0	---	0	0	0	0	0-0	0	0	0	0	0.0
RAPTORS	5	1200	173-399	.434	23-57	.404	92-126	.730	61	135	196	98	110-1	41	70	26	461	92.2
KNICKS	5	1200	167-357	.468	20-59	.339	91-117	.778	39	143	182	78	121-3	31	73	19	445	89.0

PLAYER	SINGLE-GAME HIGHS							AVERAGE PER GAME							CAREER HIGHS						
	MIN	REB	AST	ST	TO	BL	PTS	MIN	REB	AST	STL	TO	BLK	PTS	FG	FGA	FT	FTA	REB	AST	PTS
Carter	48	9	5	2	5	2	32	45.4	7.2	3.4	1.40	2.4	1.20	22.8	19	31	13	16	10	9	50
A. Williams	45	4	8	3	3	1	23	43.4	3.0	4.0	1.80	1.2	0.40	17.4	10C	19C	7C	7T	5	8T	23C
Davis	46	15	2	1	4	4	21	40.4	12.0	1.4	0.60	3.0	2.00	15.8	11	16T	9	12	15C	4	23
Childs	40	6	9	3	6	1	25	32.8	3.6	6.4	1.00	3.6	0.40	11.8	9	17	6	7	9	10	25C
Oakley	38	10	2	2	5	1	12	34.4	6.2	1.4	1.00	1.6	0.20	9.8	10	20	10	12	24	8	26
J. Williams	28	6	1	3	2	2	8	18.0	4.5	0.5	1.75	1.0	0.75	4.8	5	10	4C	7C	10	3	11
Clark	13	6	1	1	0	1	9	9.2	2.4	0.8	0.20	0.0	0.40	4.4	2T	7C	7C	8C	6C	1T	9C
Curry	17	1	2	1	2	0	7	11.8	0.6	1.0	0.20	0.8	0.00	4.4	12	17	4	4	7	5	27
Peterson	22	3	4	2	1	0	6	11.7	1.0	1.3	0.67	0.3	0.00	2.7	7	11	2C	2T	4	7	17
Murray	3	0	0	1	1	0	2	3.0	0.0	0.0	1.00	1.0	0.00	2.0	8	14	10	11	5	2	22
Stewart	3	0	0	0	0	0	0	3.0	0.0	0.0	0.00	0.0	0.00	0.0	0T	1	0T	0T	1	0T	0T
RAPTORS	240	48	25	11	18	8	100	240.0	39.2	19.6	8.20	14.0	5.20	92.2	41	88C	33	41	48C	29	102
KNICKS	240	45	21	12	19	5	97	240.0	36.4	15.6	6.20	14.6	3.80	89.0	47	81	28	38	49	32	121



TORONTO VS. PHILADELPHIA

EASTERN CONFERENCE SEMIFINALS

MAY 6-20, 2001

PHILADELPHIA WINS 4-3



GAME	DATE	OPPONENT	RESULT	HIGH POINTS	HIGH REBOUNDS	HIGH ASSISTS	OPPONENT PTS.	ATTENDANCE
1	May 6	@Philadelphia	W 96-93	Carter- 35	Davis- 12	Carter- 7	Iverson- 36	20,892
2	May 9	@Philadelphia	L 97-92	Carter- 28	Davis- 10	Childs- 9	Iverson- 54	20,870
3	May 11	PHILADELPHIA	W 102-78	Carter- 50	Davis- 14	Childs- 10	Iverson- 23	20,436
4	May 13	PHILADELPHIA	L 84-79	Carter- 25	Davis/Oakley- 11	Childs- 7	Iverson- 30	20,351
5	May 16	@Philadelphia	L 121-88	Carter- 16	Three players- 5	Childs- 8	Iverson- 52	20,939
6	May 18	PHILADELPHIA	W 101-89	Carter- 39	Davis- 13	Peterson- 7	Iverson- 20	20,499
7	May 20	@Philadelphia	L 88-87	Davis- 23	Oakley- 10	Carter- 9	McKie- 22	20,848

2001 PLAYOFF STATISTICS vs. PHILADELPHIA

PLAYER	G-GS	MIN	FG-FGA	PCT	3FG-FGA	PCT	FT-FTA	PCT	OFF	DEF	TOT	AST	PF-DQ	STL	TO	BLK	PTS	AVG
Carter	7-7	312	81-171	.474	19-45	.422	32-38	.842	21	21	42	39	24-0	13	15	14	213	30.4
Davis	7-7	283	46-91	.505	0-0	---	26-31	.839	20	53	73	16	20-0	7	6	12	118	16.9
A. Williams	7-7	269	34-83	.410	4-16	.250	6-11	.545	5	15	20	30	18-0	6	10	6	78	11.1
Oakley	7-7	219	25-60	.417	3-4	.750	9-10	.900	10	35	45	14	17-0	7	14	6	62	8.9
Curry	7-0	123	19-45	.422	12-29	.414	6-7	.857	2	9	11	5	9-0	5	7	1	56	8.0
Childs	7-5	216	17-46	.370	6-20	.300	10-12	.833	1	19	20	46	30-2	7	17	1	50	7.1
Peterson	5-2	75	15-26	.577	4-8	.500	1-2	.500	2	7	9	11	6-0	4	5	0	35	7.0
J. Williams	7-0	92	6-11	.545	0-0	---	4-9	.444	12	15	27	7	10-0	3	2	3	16	2.3
Clark	6-0	57	5-14	.357	0-0	---	3-4	.750	3	8	11	2	7-0	1	4	1	13	2.2
Montross	5-0	31	2-5	.400	0-0	---	0-0	---	5	5	10	1	6-0	0	2	3	4	0.8
Murray	1-0	2	0-2	.000	0-2	.000	0-0	---	0	0	0	0	0-0	0	1	0	0	0.0
Stewart	1-0	1	0-1	.000	0-0	---	0-0	---	1	0	1	0	0-0	0	0	0	0	0.0
RAPTORS	7	1680	250-555	.450	48-124	.387	97-124	.782	82	187	269	171	147-2	53	93	47	645	92.1
76ERS	7	1680	239-545	.439	29-78	.372	143-182	.786	90	201	291	140	142-0	58	93	39	650	92.9

SINGLE-GAME HIGHS

AVERAGE PER GAME

CAREER HIGHS

PLAYER	SINGLE-GAME HIGHS								AVERAGE PER GAME							CAREER HIGHS							
	MIN	REB	AST	ST	TO	BL	PTS	MIN	REB	AST	STL	TO	BLK	PTS	FG	FGA	FT	FTA	REB	AST	PTS		
Carter	48	10	9	4	6	4	50	44.6	6.0	5.6	1.86	2.1	2.00	30.4	19C	31C	13	16	10C	9C	50C		
Davis	45	14	4	3	2	3	23	40.4	10.4	2.3	1.00	0.9	1.71	16.9	11C	16T	9	12	15	4C	23C		
A. Williams	44	5	8	3	5	3	15	38.4	2.9	4.3	0.86	1.4	0.86	11.1	10	19	7	7T	5C	8T	23		
Oakley	40	11	4	2	3	3	13	31.3	6.4	2.0	1.00	2.0	0.86	8.9	10	20	10	12	24	8	26		
Curry	34	4	2	2	3	1	20	17.6	1.6	0.7	0.71	1.0	0.14	8.0	12	17	4	4	7	5	27		
Childs	45	5	10	2	5	1	16	30.9	2.9	6.6	1.00	2.4	0.14	7.1	9	17	6	7	9	10T	25		
Peterson	38	4	7	2	3	0	17	15.0	1.8	2.2	0.80	1.0	0.00	7.0	7C	11C	2	2T	4C	7C	17C		
J. Williams	18	7	3	2	2	1	10	13.1	3.9	1.0	0.43	0.3	0.43	2.3	5T	10	4	7	10	3C	11		
Clark	21	5	1	1	2	1	6	9.5	1.8	0.3	0.17	0.7	0.17	2.2	2T	7	7	8	6	1T	9		
Montross	18	6	1	0	1	2	2	6.2	2.0	0.2	0.00	0.4	0.60	0.8	2	4	2	2	6T	1C	6		
Murray	2	0	0	0	1	0	0	2.0	0.0	0.0	0.00	1.0	0.00	0.0	8	14	10	11	5	2	22		
Stewart	1	1	0	0	0	0	0	1.0	1.0	0.0	0.00	0.0	0.00	0.0	0T	1C	0T	0T	1C	0T	0T		
RAPTORS	240	47	29	11	17	11	102	240.0	38.4	24.4	7.57	13.3	6.71	92.1	41C	88	33	41	48	29C	102C		
76ERS	240	49	32	13	19	9	121	240.0	41.6	20.0	8.29	13.3	5.57	92.9	47C	81C	28	38	49C	32C	121C		



TORONTO VS. DETROIT

FIRST ROUND

APRIL 21 - MAY 2, 2002

DETROIT WINS 3-2



GAME	DATE	OPPONENT	RESULT	HIGH POINTS	HIGH REBOUNDS	HIGH ASSISTS	OPPONENT PTS.	ATTENDANCE
1	Apr 21	@Detroit	L 85-63	Davis- 15	Davis- 14	A. Williams- 6	Stackhouse- 20	22,076
2	Apr 24	@Detroit	L 96-91	Childs- 22	Davis- 14	Childs- 14	Stackhouse- 31	22,076
3	Apr 27	DETROIT	W 94-84	Davis- 30	Davis- 8	Childs- 10	Atkins- 21	20,138
4	Apr 29	DETROIT	W 89-83	Peterson- 20	Clark- 16	A. Williams- 9	Atkins- 20	20,112
5	May 2	@Detroit	L 85-82	Curry- 17	Davis- 12	Childs/A. Williams- 6	Williamson- 23	22,076

2002 PLAYOFF STATISTICS vs. DETROIT

PLAYER	G-GS	MIN	FG-FGA	PCT	3FG-FGA	PCT	FT-FTA	PCT	OFF	DEF	TOT	AST	PF-DQ	STL	TO	BLK	PTS	AVG
Davis	5-5	202	34-75	.453	0-0	---	17-28	.607	16	37	53	7	17-0	2	10	5	85	17.0
Clark	5-5	174	26-48	.542	0-0	---	15-16	.938	14	26	40	8	19-0	2	14	8	67	13.4
A.Williams	5-5	196	24-75	.320	3-14	.214	9-11	.818	2	22	24	28	12-0	6	8	2	60	12.0
Childs	5-4	163	21-54	.389	8-17	.471	9-10	.900	2	17	19	37	15-0	4	20	0	59	11.8
Peterson	5-5	154	18-49	.367	2-17	.118	8-10	.800	3	11	14	11	17-0	5	7	3	46	9.2
J. Williams	5-1	143	14-33	.424	0-0	---	8-12	.667	16	17	33	7	19-0	9	4	1	36	7.2
Curry	4-0	59	10-25	.400	4-5	.800	4-4	1.000	0	5	5	4	4-0	5	3	2	28	7.0
Olajuwon	5-0	86	12-22	.545	0-0	---	4-6	.667	9	10	19	2	9-0	7	6	4	28	5.6
Stewart	1-0	8	2-2	1.000	0-0	---	0-0	---	0	3	3	0	2-0	0	1	1	4	4.0
Jackson	4-0	12	2-3	.667	0-0	---	2-6	.333	0	1	1	0	2-0	0	3	0	6	1.5
Bradley	1-0	3	0-0	---	0-0	---	0-0	---	0	1	1	1	1-0	0	0	0	0	0.0
RAPTORS	5	1200	163-386	.422	17-53	.321	76-103	.738	62	150	212	105	117-0	40	80	26	419	83.8
PISTONS	5	1200	149-356	.419	35-94	.372	100-130	.769	52	131	183	91	106-0	40	75	26	433	86.6

PLAYER	SINGLE-GAME HIGHS							AVERAGE PER GAME							CAREER HIGHS						
	MIN	REB	AST	ST	TO	BL	PTS	MIN	REB	AST	STL	TO	BLK	PTS	FG	FGA	FT	FTA	REB	AST	PTS
Davis	44	14	2	1	4	2	30	40.4	10.6	1.40	.40	2.0	1.00	17.0	14C	19C	9	12	15	4	30C
Clark	42	16	3	2	5	2	19	34.8	8.0	1.6	0.40	2.8	1.60	13.4	8C	15C	7	8	16C	3C	19C
A. Williams	42	8	9	3	3	2	17	39.2	4.8	5.6	1.20	1.6	0.40	12.0	10	19	7	7	8C	9C	23
Childs	43	7	14	2	5	0	22	32.6	3.8	7.4	0.80	4.0	0.00	11.8	9T	17	6	7	9	14C	25
Peterson	37	5	3	4	2	1	20	30.8	2.8	2.2	1.00	1.40	.60	9.2	8C	13C	4C	4C	5C	7	20C
J. Williams	38	13	2	3	2	1	13	28.6	6.6	1.4	1.80	0.8	0.20	7.2	5T	10T	4	7	13C	3	13C
Curry	22	3	2	3	2	1	17	14.8	1.3	1.0	1.25	0.8	0.50	7.0	12	17	4	4	7	5	27
Olajuwon	22	7	1	3	2	1	10	17.2	3.8	0.4	1.40	1.2	0.80	5.6	20	34	18	20	26	10	49
Stewart	8	3	0	0	1	1	4	8.0	3.0	0.0	0.00	1.0	1.00	4.0	2C	2C	0T	0T	3C	0T	4C
Jackson	9	1	0	0	3	0	6	3.0	0.3	0.0	0.00	0.8	0.00	1.5	2C	3C	2C	6C	1C	0C	6C
Bradley	3	1	1	0	0	0	0	3.0	1.0	1.0	0.00	0.0	0.00	0.0	0C	0C	0C	0C	1C	1C	0C
RAPTORS	240	50	25	14	20	6	94	240.0	42.4	21.0	8.00	16.0	5.20	83.8	41	88	33	41	50C	29	102
PISTONS	240	46	22	12	23	7	96	240.0	36.6	18.2	8.00	15.0	5.20	86.6	47	81	28	38	49	32	121



TORONTO VS. NEW JERSEY

FIRST ROUND

APRIL 21 - May 4, 2007
NEW JERSEY WINS 4-2



GAME	DATE	OPPONENT	RESULT	HIGH POINTS	HIGH REBOUNDS	HIGH ASSISTS	OPPONENT PTS.	ATTENDANCE
1	Apr 21	NEW JERSEY	L 96-91	Bosh- 22	Nesterovic- 10	Calderon- 8	Jefferson- 28	20,330
2	Apr 24	NEW JERSEY	W 89-83	Parker- 26	Bosh- 13	Ford- 6	Carter- 19	20,239
3	Apr 27	@New Jersey	L 102-89	Ford- 27	Bosh- 11	Ford- 8	Carter- 37	17,147
4	Apr 29	@New Jersey	L 102-81	Bargnani- 16	Bosh- 10	Ford- 5	Carter- 27	20,032
5	May 1	NEW JERSEY	W 98-96	Calderon- 25	Graham- 10	Calderon- 8	Carter- 30	20,511
6	May 4	@New Jersey	L 98-97	Bosh- 23	Peterson- 8	Bosh- 9	Jefferson- 24	17,242

2007 PLAYOFF STATISTICS VS. NEW JERSEY

PLAYER	G-GS	MIN	FG-FGA	PCT	3FG-FGA	PCT	FT-FTA	PCT	OFF	DEF	TOT	AST	PF-DQ	STL	TO	BLK	PTS	AVG
Bosh	6-6	222	36-91	.396	1-5	.200	32-38	.842	7	47	54	15	19-0	5	12	11	105	17.5
Ford	6-5	136	37-76	.487	5-10	.500	17-21	.810	5	5	10	24	7-0	7	14	2	96	16.0
Parker	6-6	240	26-62	.419	8-20	.400	31-39	.795	3	29	32	6	18-0	9	7	2	91	15.2
Calderon	6-1	146	35-69	.507	3-12	.250	5-6	.833	2	8	10	32	12-0	5	15	0	78	13.0
Bargnani	6-3	181	22-46	.478	7-17	.412	15-19	.789	3	21	24	6	16-0	5	7	3	66	11.0
Peterson	6-2	183	15-29	.517	6-12	.500	5-6	.833	5	22	27	2	20-1	2	6	2	41	6.8
Nesterovic	5-4	71	7-15	.467	0-0	---	3-3	1.000	10	13	23	3	4-0	0	4	2	17	3.4
Dixon	6-0	63	8-21	.381	2-8	.250	0-0	---	0	4	4	3	6-0	7	10	0	18	3.0
Graham	6-3	109	6-21	.286	0-1	.000	4-5	.800	1	19	20	2	12-0	4	6	0	16	2.7
Jackson	3-0	11	0-0	---	0-0	---	6-6	1.000	1	4	5	1	3-0	1	1	0	6	2.0
Humphries	6-0	69	3-9	.333	0-0	---	3-8	.375	7	10	17	1	11-0	1	3	2	9	1.5
Martin	2-0	8	0-2	.000	0-2	.000	2-2	1.000	0	1	1	2	0-0	0	0	0	2	1.0
RAPTORS	6	1440	195-441	.442	32-87	.368	123-153	.804	44	183	227	97	128-1	46	88	24	545	90.8
NETS	6	1440	208-452	.460	55-142	.387	106-135	.785	57	187	244	148	128-0	41	95	21	577	96.2

PLAYER	SINGLE-GAME HIGHS							AVERAGE PER GAME							CAREER HIGHS						
	MIN	REB	AST	ST	TO	BL	PTS	MIN	REB	AST	STL	TO	BLK	PTS	FG	FGA	FT	FTA	REB	AST	PTS
Bosh	45	13	9	3	3	4	25	37.0	9.0	2.5	0.83	2.0	1.83	17.5	10C	22C	8C	10C	13C	9C	25C
Ford	34	3	8	3	4	1	27	22.7	1.7	4.0	1.17	2.3	0.33	16.0	11C	22C	6	6T	7	15	27C
Parker	46	9	3	4	2	1	26	40.0	5.3	1.0	1.50	1.2	0.33	15.2	8C	13C	8C	9C	9C	3C	26C
Calderon	38	3	8	4	6	0	25	24.3	1.7	5.3	0.83	2.5	0.00	13.0	12C	20C	2C	2C	3C	8C	25C
Bargnani	41	7	4	2	3	1	18	30.2	4.0	1.0	0.83	1.2	0.50	11.0	6C	11C	4C	5C	7C	4C	18C
Peterson	45	8	2	2	3	1	17	30.5	4.5	0.3	0.33	1.0	0.33	6.8	8	13	4T	4T	8C	7	20
Nesterovic	23	10	3	0	2	1	7	14.2	4.6	0.6	0.00	0.8	0.40	3.4	8	18	3	4	10T	3T	16
Dixon	27	2	2	2	3	0	8	10.5	0.7	0.5	1.17	1.7	0.00	3.0	11	15	10	10	6	4	35
Graham	35	10	1	2	2	0	6	18.2	3.3	0.3	0.67	1.0	0.00	2.7	2C	5C	2C	3C	10C	1C	6C
Jackson	6	5	1	1	1	0	4	3.7	1.7	0.3	0.33	0.3	0.00	2.0	0C	0C	4C	4C	5C	1C	4C
Humphries	24	6	1	1	1	1	5	11.5	2.8	0.2	0.17	0.5	0.33	1.5	2C	4C	2C	6C	6C	1C	5C
Martin	5	1	2	0	0	0	2	4.0	0.5	1.0	0.00	0.0	0.00	1.0	5	12	6	7	6	6	16
RAPTORS	240	44	20	10	23	6	98	240.0	37.8	16.2	7.67	14.7	4.00	90.8	41	88	33	41	50	29	102
NETS	240	46	31	9	19	7	102	240.0	40.7	24.7	6.83	15.8	3.50	96.2	47	85C	28	38	49	32	121



TORONTO VS. ORLANDO

FIRST ROUND

APRIL 20-28, 2008

ORLANDO WINS 4-1



GAME	DATE	OPPONENT	RESULT	HIGH POINTS	HIGH REBOUNDS	HIGH ASSISTS	OPPONENT PTS.	ATTENDANCE
1	Apr 20	@Orlando	L 114-100	Parker- 24	Nesterovic- 8	Calderon- 8	Howard- 25	17,519
2	Apr 22	@Orlando	L 104-103	Bosh- 29	Bosh- 10	Bosh/Ford- 6	Howard- 29	17,519
3	Apr 24	ORLANDO	W 108-94	Ford- 21	Moon- 10	Calderon- 13	Turkoglu- 26	20,023
4	Apr 26	ORLANDO	L 106-94	Bosh- 39	Bosh- 15	Ford- 13	Lewis- 27	20,416
5	Apr 28	@Orlando	L 102-92	Bosh- 16	Bosh- 9	Ford- 5	Howard- 21	17,519

2008 PLAYOFF STATISTICS VS. ORLANDO

PLAYER	G-GS	MIN	FG-FGA	PCT	3FG-FGA	PCT	FT-FTA	PCT	OFF	DEF	TOT	AST	PF-DQ	STL	TO	BLK	PTS	AVG
Bosh	5-5	199	42-89	.472	1-7	.143	35-42	.833	20	25	45	18	19-0	8	13	2	120	24.0
Kapono	5-0	152	31-53	.585	13-24	.542	3-4	.750	2	11	13	4	9-0	2	2	0	78	15.6
Calderon	5-0	120	22-50	.440	10-21	.476	5-5	1.000	4	14	18	35	15-0	1	6	0	59	11.8
Ford	5-5	124	21-58	.362	1-8	.125	15-16	.938	3	19	22	33	10-0	5	10	0	58	11.6
Parker	5-5	196	20-49	.408	5-17	.294	12-14	.857	4	26	30	10	12-0	4	4	2	57	11.4
Delfino	5-0	121	15-37	.405	4-15	.267	9-10	.900	5	19	24	11	14-1	4	3	0	43	8.6
Barghani	5-5	104	13-39	.333	4-16	.250	2-2	1.000	1	6	7	2	15-0	4	2	3	32	6.4
Moon	5-3	104	11-29	.379	4-11	.364	1-1	1.000	7	17	24	4	6-0	6	2	3	27	5.4
Nesterovic	5-2	77	11-22	.500	0-0	---	1-2	.500	3	10	13	3	14-0	1	5	2	23	4.6
Baston	1-0	1	0-0	---	0-0	---	0-0	---	0	0	0	0	0-0	1	0	0	0	0.0
Graham	2-0	2	0-2	.000	0-1	.000	0-0	---	0	0	0	0	0-0	0	0	0	0	0.0
Humphries	3-0	2	0-0	---	0-0	---	0-0	---	0	0	0	0	0-0	0	0	0	0	0.0
RAPTORS	5	1200	186-428	.435	42-120	.350	83-96	.865	49	147	196	120	114-1	36	50	12	497	99.4
MAGIC	5	1200	185-392	.472	48-148	.324	102-132	.773	64	163	227	98	90-0	27	69	26	520	104.0

PLAYER	SINGLE-GAME HIGHS							AVERAGE PER GAME							CAREER HIGHS						
	MIN	REB	AST	ST	TO	BL	PTS	MIN	REB	AST	STL	TO	BLK	PTS	FG	FGA	FT	FTA	REB	AST	PTS
Bosh	45	15	6	3	4	1	39	39.8	9.0	3.6	1.60	2.6	0.40	24.0	16C	26C	13C	13C	15C	9	39C
Kapono	34	5	2	1	1	0	20	30.4	2.6	0.8	0.40	0.4	0.00	15.6	8C	13C	2T	2T	5C	2C	20C
Calderon	26	7	13	1	3	0	18	24.0	3.6	7.0	0.20	1.2	0.00	11.8	12	20	2T	2T	7C	13C	25
Ford	30	5	13	2	4	0	21	24.8	4.4	6.6	1.00	2.0	0.00	11.6	11	22	6T	6T	7	15	27
Parker	44	7	4	2	2	2	24	39.2	6.0	2.0	0.80	0.8	0.40	11.4	8	14C	8	9	9	4C	26
Delfino	30	7	3	2	1	0	16	24.2	4.8	2.2	0.80	0.6	0.00	8.6	6C	11C	6C	6C	7C	3C	16C
Barghani	28	3	2	1	1	2	9	20.8	1.4	0.4	0.80	0.4	0.60	6.4	6	11T	4	5	7	4	18
Moon	33	10	4	2	1	1	11	20.8	4.8	0.8	1.20	0.4	0.60	5.4	5C	9C	1C	1C	10C	4C	11C
Nesterovic	36	8	2	1	2	1	16	15.4	2.6	0.6	0.20	1.0	0.40	4.6	8T	18	3	4	10	3	16T
Baston	1	0	0	1	0	0	0	1.0	0.0	0.0	1.00	0.0	0.00	0.0	0C	0C	0C	0C	0C	0C	0C
Graham	1	0	0	0	0	0	0	1.0	0.0	0.0	0.00	0.0	0.00	0.0	2	5	2	3	10	1	6
Humphries	1	0	0	0	0	0	0	0.7	0.0	0.0	0.00	0.0	0.00	0.0	2	4	2	6	6	1	5
RAPTORS	240	42	31	9	15	5	108	240.0	39.2	24.0	7.20	10.0	2.40	99.4	42C	92C	33	41	50	31C	108C
MAGIC	240	55	22	10	18	10	114	240.0	45.4	19.6	5.40	13.8	5.20	104.0	47	89C	28	38	55C	32	121



TORONTO VS. BROOKLYN

FIRST ROUND

APRIL 19 - MAY 4, 2014

BROOKLYN WINS 4-3



GAME	DATE	OPPONENT	RESULT	HIGH POINTS	HIGH REBOUNDS	HIGH ASSISTS	OPPONENT PTS.	ATTENDANCE
1	Apr 19	BROOKLYN	L 94-87	Lowry- 22	Valanciunas- 18	Lowry/Vasquez- 8	Williams/Johnson- 24	19,800
2	Apr 22	BROOKLYN	W 100-95	DeRozan- 30	Valanciunas- 14	Vasquez- 8	Johnson- 18	20,382
3	Apr 25	@Brooklyn	L 102-98	DeRozan- 30	Valanciunas- 10	Vasquez- 6	Johnson- 29	17,732
4	Apr 27	@Brooklyn	W 87-79	DeRozan- 24	Patterson- 9	Vasquez- 9	Pierce- 22	17,732
5	Apr 30	BROOKLYN	W 115-113	Lowry- 36	Patterson- 8	Lowry- 6	Johnson- 30	20,393
6	May 2	@Brooklyn	L 97-83	DeRozan- 28	Valanciunas- 9	DeRozan/Lowry- 4	Williams- 23	17,732
7	May 4	BROOKLYN	L 104-103	Lowry- 28	Johnson- 10	DeRozan- 6	Johnson- 26	20,457

2014 PLAYOFF STATISTICS VS. BROOKLYN

PLAYER	G-GS	MIN	FG-FGA	PCT	3FG-FGA	PCT	FT-FTA	PCT	OFF	DEF	TOT	AST	PF-DQ	STL	TO	BLK	PTS	AVG
DeRozan	7-7	282	45-117	.385	6-18	.333	71-79	.899	3	26	29	25	23-0	8	18	2	167	23.9
Lowry	7-7	271	44-109	.404	17-43	.395	43-49	.878	9	24	33	33	27-1	6	20	0	148	21.1
Johnson	7-7	191	34-52	.654	0-2	.000	9-12	.750	16	26	42	7	29-2	3	12	4	77	11.0
Valanciunas	7-7	200	31-49	.633	0-0	---	14-22	.636	19	49	68	2	22-0	0	19	7	76	10.9
Patterson	7-0	199	26-48	.542	7-18	.389	14-18	.778	12	35	47	9	13-0	3	6	3	73	10.4
Vasquez	7-0	190	27-64	.422	10-27	.370	7-9	.778	3	23	26	36	22-0	4	10	1	71	10.1
Ross	7-7	158	14-47	.298	4-24	.167	3-5	.600	1	13	14	2	19-0	6	8	3	35	5.0
Hansbrough	3-0	29	1-3	.333	0-0	---	5-6	.833	2	4	6	1	8-0	0	2	0	7	2.3
Salmons	6-0	77	5-17	.294	2-12	.167	1-1	1.000	0	6	6	5	9-0	2	1	0	13	2.2
Hayes	5-0	38	2-8	.250	0-0	---	2-2	1.000	4	4	8	2	5-0	3	1	0	6	1.2
De Colo	1-0	4	0-0	---	0-0	---	0-0	---	0	1	1	0	2-0	0	0	0	0	0.0
Fields	3-0	26	0-2	.000	0-0	---	0-0	---	2	5	7	1	2-0	4	1	1	0	0.0
Novak	4-0	15	0-3	.000	0-3	.000	0-0	---	0	5	5	1	0-0	0	0	0	0	0.0
RAPTORS	7	1680	229-519	.441	46-147	.313	169-203	.833	71	221	292	124	181-3	39	107	21	673	96.1
NETS	7	1680	242-525	.461	47-155	.303	153-206	.743	66	194	260	128	169-1	59	82	25	684	97.7

PLAYER	SINGLE-GAME HIGHS								AVERAGE PER GAME								CAREER HIGHS							
	MIN	REB	AST	ST	TO	BL	PTS	MIN	REB	AST	STL	TO	BLK	PTS	FG	FGA	FT	FTA	REB	AST	PTS			
DeRozan	45	6	6	3	6	1	30	40.3	4.1	3.6	1.14	2.6	0.29	23.9	9C	22C	13C	15C	6C	6C	30C			
Lowry	44	9	8	3	5	0	36	38.8	4.7	4.7	0.86	2.9	0.00	21.1	11C	19C	12C	14C	9C	8C	36C			
Johnson	37	10	2	2	4	2	20	27.3	6.0	1.0	0.43	1.7	0.57	11.0	9C	12C	3C	5C	10C	2C	20C			
Valanciunas	35	18	2	0	6	2	17	28.6	9.7	0.3	0.00	2.7	1.00	10.9	7C	13C	5C	7C	18C	2C	17C			
Patterson	34	9	4	2	3	2	17	28.5	6.7	1.3	0.43	0.9	0.43	10.4	6C	9C	6C	6C	9C	4C	17C			
Vasquez	35	6	9	1	3	1	18	27.1	3.7	5.1	0.57	1.4	0.14	10.1	6C	12T	5T	5T	6C	9C	18C			
Ross	30	3	1	2	3	1	11	22.5	2.0	0.3	0.86	1.1	0.43	5.0	5C	12C	2C	3C	3C	1C	11C			
Hansbrough	13	3	1	0	2	0	3	9.7	2.0	0.3	0.00	0.7	0.00	2.3	10	19	8	9	11	2	22			
Salmons	19	2	2	1	1	0	6	12.8	1.0	0.8	0.33	0.2	0.00	2.2	13	23	10	10	6	7	35			
Hayes	11	4	1	1	1	0	4	7.5	1.6	0.4	0.60	0.2	0.00	1.2	5	8	2T	2T	12	2	12			
De Colo	4	1	0	0	0	0	0	3.8	1.0	0.0	0.00	0.0	0.00	0.0	1	2	2	2	1T	1	2			
Fields	18	4	1	2	1	1	0	8.5	2.3	0.3	1.33	0.3	0.33	0.0	5	8	2	3	5	3	12			
Novak	11	4	1	0	0	0	0	3.9	1.3	0.3	0.00	0.0	0.00	0.0	3	4	0T	0T	5	1C	8			
RAPTORS	240	52	22	9	21	4	115	240.0	41.7	17.7	5.57	15.3	3.00	96.1	42	92	33	41	52C	31	115C			
NETS	240	45	22	14	16	6	113	240.0	37.1	18.3	8.43	11.7	3.57	97.7	47	89	29C	38	55	32	121			



TORONTO vs. WASHINGTON

FIRST ROUND

APRIL 18-26, 2015

WASHINGTON WINS 4-0



GAME	DATE	OPPONENT	RESULT	HIGH POINTS	HIGH REBOUNDS	HIGH ASSISTS	OPPONENT PTS.	ATTENDANCE
1	Apr 18	WASHINGTON	L 93-86(OT)	A. Johnson- 18	DeRozan- 11	DeRozan- 6	Pierce- 20	19,800
2	Apr 21	WASHINGTON	L 117-106	DeRozan/Williams- 20	Valanciunas- 10	DeRozan- 7	Beal- 28	19,800
3	Apr 24	@Washington	L 106-99	DeRozan- 32	A. Johnson- 12	Lowry- 7	Gortat- 24	20,356
4	Apr 26	@Washington	L 125-94	Lowry- 21	Valanciunas- 9	Three players- 4	Beal- 23	20,356

2015 PLAYOFF STATISTICS VS. WASHINGTON

PLAYER	G-GS	MIN	FG-FGA	PCT	3FG-FGA	PCT	FT-FTA	PCT	OFF	DEF	TOT	AST	PF-DQ	STL	TO	BLK	PTS	AVG
DeRozan	4-4	159	32-80	.400	3-8	.375	14-17	.824	5	20	25	23	12-0	6	10	0	81	20.3
Williams	4-0	102	16-51	.314	4-21	.190	15-18	.833	2	5	7	5	9-0	6	3	0	51	12.8
Lowry	4-4	131	18-57	.316	5-23	.217	8-11	.727	7	15	22	19	18-1	5	12	0	49	12.3
A. Johnson	4-2	112	20-29	.690	0-1	.000	6-12	.500	7	21	28	4	16-0	1	7	3	46	11.5
Valanciunas	4-4	106	19-38	.500	0-0	---	7-8	.875	9	28	37	2	7-0	2	4	1	45	11.3
Patterson	4-0	106	15-27	.556	7-15	.467	4-4	1.000	4	10	14	5	5-0	3	3	0	41	10.3
Vasquez	4-0	101	11-29	.379	5-14	.357	3-3	1.000	0	7	7	12	15-0	2	4	0	30	7.5
Ross	4-4	107	11-29	.379	6-18	.333	0-0	---	0	6	6	4	10-0	3	2	4	28	7.0
Stiemsma	1-0	2	2-2	1.000	0-0	---	1-2	.500	0	0	0	0	0-0	0	0	0	5	5.0
J. Johnson	2-0	12	2-6	.333	0-0	---	0-6	.000	0	2	2	1	0-0	0	0	0	4	2.0
Hansbrough	4-2	48	1-5	.200	0-0	---	3-4	.750	1	5	6	3	8-0	2	2	1	5	1.3
RAPTORS	4	985	147-353	.416	30-100	.300	61-85	.718	35	119	154	78	100-1	30	48	9	385	96.3
WIZARDS	4	985	158-328	.482	43-97	.443	82-114	.719	44	149	193	105	82-1	26	58	26	441	110.3

PLAYER	SINGLE-GAME HIGHS							AVERAGE PER GAME							CAREER HIGHS						
	MIN	REB	AST	ST	TO	BL	PTS	MIN	REB	AST	STL	TO	BLK	PTS	FG	FGA	FT	FTA	REB	AST	PTS
DeRozan	43	11	7	3	3	0	32	39.7	6.3	5.8	1.50	2.5	0.00	20.3	11C	29C	13	15	11C	7C	32C
Williams	32	3	4	3	3	0	20	25.6	1.8	1.3	1.50	0.8	0.00	12.8	8	16C	10C	10T	7	8	20T
Lowry	38	8	7	4	6	0	21	32.8	5.5	4.8	1.25	3.0	0.00	12.3	11	22C	12	14	9	8	36
A. Johnson	34	12	3	1	2	1	18	27.9	7.0	1.0	0.25	1.8	0.75	11.5	9	12T	3	5T	12C	3C	20
Valanciunas	29	10	1	1	2	1	16	26.4	9.3	0.5	0.50	1.0	0.25	11.3	7T	13	5T	7	18	2	17
Patterson	32	5	2	2	2	0	15	26.5	3.5	1.3	0.75	0.8	0.00	10.3	6T	9	6	6	9	4	17
Vasquez	31	2	5	1	2	0	11	25.3	1.8	3.0	0.50	1.0	0.00	7.5	6	12	5	5	6	9	18
Ross	31	3	2	2	1	2	10	26.7	1.5	1.0	0.75	0.5	1.00	7.0	5	12	2	3	3T	2C	11
Stiemsma	2	0	0	0	0	0	5	2.0	0.0	0.0	0.00	0.0	0.00	5.0	5	5	2	2T	9	1	10
J. Johnson	7	2	1	0	0	0	4	6.0	1.0	0.5	0.00	0.0	0.00	2.0	4	11	6	8	5	1T	15
Hansbrough	13	3	2	2	1	1	4	11.9	1.5	0.8	0.50	0.5	0.25	1.3	10	19	8	9	11	2T	22
RAPTORS	265	48	21	12	16	4	106	246.3	38.5	19.5	7.50	12.0	2.25	96.3	42	99C	33	41	52	31	115
WIZARDS	265	61	30	10	17	13	125	246.3	48.3	26.3	6.50	14.5	6.50	110.3	47	99C	29	38	61C	32	125C



TORONTO vs. INDIANA

FIRST ROUND

APRIL 16 - MAY 1, 2016

TORONTO WINS 4-3



GAME	DATE	OPPONENT	RESULT	HIGH POINTS	HIGH REBOUNDS	HIGH ASSISTS	OPPONENT PTS.	ATTENDANCE
1	Apr 16	INDIANA	L 100-90	Joseph- 18	Valanciunas- 19	Lowry- 7	George- 33	19,800
2	Apr 18	INDIANA	W 98-87	Valanciunas- 23	Valanciunas- 15	Lowry- 9	George- 28	19,800
3	Apr 21	@Indiana	W 101-85	Lowry/DeRozan- 21	Valanciunas- 14	Lowry- 8	George- 25	18,165
4	Apr 23	@Indiana	L 100-83	Valanciunas- 16	Biyombo- 9	Lowry- 5	Mahinmi/G. Hill- 22	18,165
5	Apr 26	INDIANA	W 102-99	DeRozan- 34	Biyombo- 16	Lowry- 5	George- 39	19,800
6	Apr 29	@Indiana	L 101-83	Joseph/Carroll- 15	Biyombo- 10	Lowry- 10	George- 21	18,165
7	May 1	INDIANA	W 89-84	DeRozan- 30	Valanciunas- 15	Lowry- 9	George- 26	20,669

2016 PLAYOFF STATISTICS VS. INDIANA

PLAYER	G-GS	MIN	FG-FGA	PCT	3FG-FGA	PCT	FT-FTA	PCT	OFF	DEF	TOT	AST	PF-DQ	STL	TO	BLK	PTS	AVG
DeRozan	7-7	253	44-138	.319	3-18	.167	34-39	.872	5	20	25	18	21-0	11	19	2	125	17.9
Lowry	7-7	270	31-98	.316	7-43	.163	28-39	.718	7	22	29	53	25-1	9	20	1	97	13.9
Valanciunas	7-7	184	37-74	.500	0-0	---	21-26	.808	35	48	83	3	26-1	4	11	10	95	13.6
Joseph	7-0	161	27-46	.587	5-9	.556	16-19	.842	5	10	15	17	14-0	9	11	2	75	10.7
Patterson	7-3	187	22-49	.449	10-24	.417	7-8	.875	9	16	25	8	7-0	2	6	4	61	8.7
Carroll	7-6	199	21-53	.396	10-30	.333	8-10	.800	13	13	26	3	19-0	7	8	3	60	8.6
Powell	7-1	126	17-39	.436	6-19	.316	5-6	.833	3	14	17	2	8-0	6	3	2	45	6.4
Biyombo	7-0	137	11-21	.524	0-0	---	16-27	.593	22	44	66	2	15-0	2	7	6	38	5.4
Ross	7-0	85	12-38	.316	8-24	.333	3-4	.750	1	9	10	3	10-0	2	2	2	35	5.0
J. Johnson	1-0	3	0-0	---	0-0	---	2-2	1.000	0	0	0	1	0-0	0	0	0	2	2.0
Scola	4-4	55	3-14	.214	1-9	.111	1-3	.333	1	11	12	2	5-0	1	3	0	8	2.0
Thompson	3-0	9	2-4	.500	0-1	.000	0-1	.000	1	1	2	0	1-0	0	0	0	4	1.3
Wright	4-0	10	0-3	.000	0-0	---	1-2	.500	1	0	1	1	1-0	0	1	0	1	0.3
RAPTORS	7	1680	227-577	.393	50-177	.282	142-186	.763	103	208	311	113	152-2	53	97	32	646	92.3
PACERS	7	1680	231-524	.441	57-149	.383	137-167	.820	64	211	275	127	156-0	53	101	39	656	93.7

PLAYER	SINGLE-GAME HIGHS							AVERAGE PER GAME							CAREER HIGHS						
	MIN	REB	AST	ST	TO	BL	PTS	MIN	REB	AST	STL	TO	BLK	PTS	FG	FGA	FT	FTA	REB	AST	PTS
DeRozan	40	6	4	3	6	2	34	36.2	3.6	2.6	1.57	2.7	0.29	17.9	14	32C	13	15	11	7	34T
Lowry	41	7	10	2	6	1	21	38.6	4.1	7.6	1.29	2.9	0.14	13.9	14	27	12	14	10	10C	36
Valanciunas	31	19	2	2	4	2	23	26.3	11.9	0.4	0.57	1.6	1.43	13.6	10T	18C	5	7	19C	3	24
Joseph	27	3	4	3	3	1	18	23.0	2.1	2.4	1.29	1.6	0.29	10.7	7	17	7C	8C	5	6	18C
Patterson	31	6	3	1	3	1	14	26.7	3.6	1.1	0.29	0.9	0.57	8.7	6	12	7	7	11	4	17
Carroll	37	6	1	2	2	2	17	28.5	3.7	0.4	1.00	1.1	0.43	8.6	9	16T	6	8	10	5	25
Powell	28	4	1	2	2	1	13	18.0	2.4	0.3	0.86	0.4	0.29	6.4	5C	11C	2T	2T	4C	2	13C
Biyombo	24	16	1	1	3	2	10	19.6	9.4	0.3	0.29	1.0	0.86	5.4	6	8	5	12	26	2	17
Ross	19	3	2	1	2	2	9	12.2	1.4	0.4	0.29	0.3	0.29	5.0	7	13	3	5	3T	2T	19
J. Johnson	3	0	1	0	0	0	2	3.3	0.0	1.0	0.00	0.0	0.00	2.0	5	11	6	8	5	1T	15
Scola	16	6	1	1	1	0	4	13.8	3.0	0.5	0.25	0.8	0.00	2.0	10	18	8	10	14	4	24
Thompson	3	1	0	0	0	0	2	3.1	0.7	0.0	0.00	0.0	0.00	1.3	1T	3	0T	2	5	1	2T
Wright	3	1	1	0	1	0	1	2.4	0.3	0.3	0.00	0.3	0.00	0.3	2	3T	5	6	1T	1T	7
RAPTORS	240	52	21	9	20	7	102	240.0	44.4	16.1	7.57	13.9	4.57	92.3	42	99	33	43	54	31	116
PACERS	240	44	24	12	17	8	101	240.0	39.3	18.1	7.57	14.4	5.57	93.7	47	99	29	38	61	32	125



TORONTO vs. MIAMI

EASTERN CONFERENCE SEMIFINALS

MAY 3-15, 2016

TORONTO WINS 4-3



GAME	DATE	OPPONENT	RESULT	HIGH POINTS	HIGH REBOUNDS	HIGH ASSISTS	OPPONENT PTS.	ATTENDANCE
1	May 3	MIAMI	L 102-96(OT)	Valanciunas- 24	Valanciunas- 14	Lowry- 6	Dragic- 26	19,800
2	May 5	MIAMI	W 96- 92(OT)	Carroll- 21	Valanciunas- 12	Lowry- 6	Dragic- 20	20,906
3	May 7	@Miami	W 95- 91	Lowry- 33	Valanciunas- 12	DeRozan- 5	Wade- 38	19,675
4	May 9	@Miami	L 94-87(OT)	Ross/Joseph- 14	Biyombo- 13	Lowry- 9	Wade- 30	19,600
5	May 11	MIAMI	W 99- 91	DeRozan- 34	Lowry- 10	Lowry- 6	Wade- 20	20,155
6	May 13	@Miami	L 103-91	Lowry- 36	Biyombo- 13	Lowry- 3	Dragic- 30	19,757
7	May 15	MIAMI	W 116- 89	Lowry- 35	Biyombo- 16	Lowry- 9	Wade/Dragic- 16	20,257

2016 PLAYOFF STATISTICS VS. MIAMI

PLAYER	G-GS	MIN	FG-FGA	PCT	3FG-FGA	PCT	FT-FTA	PCT	OFF	DEF	TOT	AST	PF-DQ	STL	TO	BLK	PTS	AVG
Lowry	7-7	283	55-137	.401	19-49	.388	35-44	.795	7	31	38	41	29-1	18	22	1	164	23.4
DeRozan	7-7	269	59-152	.388	1-4	.250	36-51	.706	8	31	39	15	17-0	7	13	0	155	22.1
Valanciunas	3-3	101	24-37	.649	0-0	---	7-11	.636	9	29	38	6	5-0	6	5	4	55	18.3
Carroll	7-7	237	26-56	.464	11-23	.478	12-18	.667	4	30	34	7	27-0	7	5	2	75	10.7
Ross	7-0	166	26-53	.491	8-23	.348	7-10	.700	2	13	15	5	6-0	6	10	3	67	9.6
Joseph	7-0	178	24-60	.400	0-3	.000	5-7	.714	3	7	10	19	24-0	4	5	0	53	7.6
Biyombo	7-4	181	15-23	.652	0-0	---	17-29	.586	16	43	59	4	16-0	3	9	10	47	6.7
Patterson	7-5	223	17-46	.370	3-21	.143	10-10	1.000	17	20	37	3	8-0	2	5	4	47	6.7
Nogueira	3-0	21	3-3	1.000	0-0	---	0-0	---	0	6	6	0	3-0	0	0	0	6	2.0
Powell	7-2	55	3-13	.231	1-4	.250	2-2	1.000	0	5	5	3	9-0	5	2	0	9	1.3
Thompson	3-0	22	1-1	1.000	0-0	---	0-0	---	2	1	3	0	3-0	0	0	0	2	0.7
J. Johnson	3-0	13	0-1	.000	0-1	.000	0-0	---	1	1	2	0	2-0	1	1	0	0	0.0
Scola	1-0	5	0-2	.000	0-2	.000	0-0	---	0	0	0	0	3-0	0	0	0	0	0.0
Wright	1-0	3	0-0	---	0-0	---	0-0	---	0	0	0	1	0-0	0	0	0	0	0.0
RAPTORS	7	1755	253-584	.433	43-130	.331	131-182	.720	69	217	286	104	152-1	59	86	24	680	97.1
HEAT	7	1755	251-558	.450	38-125	.304	122-154	.792	61	228	289	95	146-0	47	99	33	662	94.6

PLAYER	SINGLE-GAME HIGHS							AVERAGE PER GAME							CAREER HIGHS						
	MIN	REB	AST	ST	TO	BL	PTS	MIN	REB	AST	STL	TO	BLK	PTS	FG	FGA	FT	FTA	REB	AST	PTS
Lowry	47	10	9	4	4	1	36	40.4	5.4	5.9	2.57	3.1	0.14	23.4	14	27C	12	14	10C	10	36T
DeRozan	43	8	5	3	3	0	34	38.4	5.6	2.1	1.00	1.9	0.00	22.1	14	32	13	15	11	7	34T
Valanciunas	41	14	3	3	2	3	24	33.7	12.7	2.0	2.00	1.7	1.33	18.3	10T	18	5	7	19	3C	24C
Carroll	40	6	3	4	2	1	21	33.9	4.9	1.0	1.00	0.7	0.29	10.7	9	16	6	8	10	5	25
Ross	28	3	1	2	4	2	19	23.7	2.1	0.7	0.86	1.4	0.43	9.6	7C	13C	3C	5C	3T	2	19C
Joseph	37	3	5	2	2	0	14	25.4	1.4	2.7	0.57	0.7	0.00	7.6	7C	17C	7	8	5	6	18
Biyombo	41	16	2	2	4	4	17	25.8	8.4	0.6	0.43	1.3	1.43	6.7	6C	8C	5C	12C	26	2C	17C
Patterson	41	11	1	1	3	2	11	31.8	5.3	0.4	0.29	0.7	0.57	6.7	6	12C	7C	7C	11C	4	17
Nogueira	13	5	0	0	0	0	2	7.0	2.0	0.0	0.00	0.0	0.00	2.0	1C	1T	0T	0T	5C	0T	2C
Powell	22	2	2	1	1	0	5	7.8	0.7	0.4	0.71	0.3	0.00	1.3	5	11	2T	2T	4	2C	13
Thompson	10	3	0	0	0	0	2	7.2	1.0	0.0	0.00	0.0	0.00	0.7	1T	3	0T	2	5	1	2T
J. Johnson	6	1	0	1	1	0	0	4.2	0.7	0.0	0.33	0.3	0.00	0.0	5	11	6	8	5	1	15
Scola	5	0	0	0	0	0	0	5.4	0.0	0.0	0.00	0.0	0.00	0.0	10	18	8	10	14	4	24
Wright	3	0	1	0	0	0	0	2.6	0.0	1.0	0.00	0.0	0.00	0.0	2	3	5	6	1	1T	7
RAPTORS	265	50	19	15	18	7	116	250.7	40.9	14.9	8.43	12.3	3.43	97.1	42	99	33	43C	54	31	116C
HEAT	265	52	16	12	21	7	103	250.7	41.3	13.6	6.71	14.1	4.71	94.6	47	99	29	38	61	32	125



TORONTO VS. CLEVELAND

EASTERN CONFERENCE FINALS

May 17-27, 2016

CLEVELAND WINS 4-2



GAME	DATE	OPPONENT	RESULT	HIGH POINTS	HIGH REBOUNDS	HIGH ASSISTS	OPPONENT PTS.	ATTENDANCE
1	May 17	@Cleveland	L 115-84	DeRozan- 18	Three players- 4	Lowry/DeRozan- 5	Irving- 27	20,562
2	May 19	@Cleveland	L 108-89	DeRozan- 22	Lowry- 6	Patterson- 4	Irving- 26	20,562
3	May 21	CLEVELAND	W 99-84	DeRozan- 32	Biyombo- 26	DeRozan- 4	James- 24	20,207
4	May 23	CLEVELAND	W 105-99	Lowry- 35	Biyombo- 14	Lowry- 5	James- 29	20,367
5	May 25	@Cleveland	L 116-78	DeRozan- 14	Thompson- 5	Lowry- 6	Love- 25	20,562
6	May 27	CLEVELAND	L 113-87	Lowry- 35	Biyombo- 9	Lowry/DeRozan- 3	James- 33	20,605

2016 PLAYOFF STATISTICS VS. CLEVELAND

PLAYER	G-GS	MIN	FG-FGA	PCT	3FG-FGA	PCT	FT-FTA	PCT	OFF	DEF	TOT	AST	PF-DQ	STL	TO	BLK	PTS	AVG
DeRozan	6-6	224	54-108	.500	0-4	.000	30-33	.909	0	19	19	20	14-0	4	13	1	138	23.0
Lowry	6-6	213	45-95	.474	16-46	.348	15-21	.714	4	23	27	25	19-0	5	21	1	121	20.2
Patterson	6-1	173	16-41	.390	8-25	.320	5-8	.625	3	12	15	13	16-0	3	7	1	45	7.5
Valanciunas	2-0	36	7-9	.778	0-0	---	1-2	.500	4	4	8	2	1-0	0	2	0	15	7.5
Carroll	6-6	160	15-50	.300	5-26	.192	7-8	.875	6	15	21	8	16-0	4	5	2	42	7.0
Joseph	6-0	113	18-42	.429	3-12	.250	3-6	.500	3	13	16	11	9-0	5	6	0	42	7.0
Biyombo	6-6	188	14-25	.560	0-0	---	10-16	.625	15	47	62	2	17-0	3	5	11	38	6.3
J. Johnson	6-0	82	12-24	.500	4-8	.500	0-1	.000	2	11	13	5	11-0	2	6	0	28	4.7
Ross	6-0	84	8-28	.286	5-17	.294	3-6	.500	1	6	7	3	12-0	5	4	0	24	4.0
Powell	4-0	26	7-18	.389	0-3	.000	0-0	---	1	4	5	1	1-0	2	0	0	14	3.5
Scola	6-5	80	5-15	.333	3-10	.300	7-8	.875	1	5	6	5	14-0	2	2	0	20	3.3
Wright	4-0	29	3-7	.429	0-1	.000	7-11	.636	0	3	3	1	1-0	3	1	0	13	3.3
Thompson	4-0	25	1-4	.250	0-0	---	0-2	.000	3	3	6	1	2-0	0	1	1	2	0.5
Nogueira	2-0	8	0-1	.000	0-0	---	0-0	---	1	1	2	0	0-0	0	0	0	0	0.0
RAPTORS	6	1440	205-467	.439	44-152	.289	88-122	.721	44	166	210	97	133-0	38	77	17	542	90.3
CAVALIERS	6	1440	230-463	.497	68-175	.389	107-140	.764	49	206	255	129	107-0	43	76	25	635	105.8

PLAYER	SINGLE-GAME HIGHS								AVERAGE PER GAME								CAREER HIGHS							
	MIN	REB	AST	ST	TO	BL	PTS	MIN	REB	AST	STL	TO	BLK	PTS	FG	FGA	FT	FTA	REB	AST	PTS			
DeRozan	42	5	5	2	4	1	32	37.4	3.2	3.3	0.67	2.2	0.17	23.0	14C	32	13	15	11	7	34			
Lowry	44	6	6	3	5	1	35	35.5	4.5	4.2	0.83	3.5	0.17	20.2	14C	27	12	14	10	10	36			
Patterson	35	6	4	1	2	1	10	28.8	2.5	2.2	0.50	1.2	0.17	7.5	6	12	7	7	11	4T	17			
Valanciunas	18	8	1	0	2	0	9	17.9	4.0	1.0	0.00	1.0	0.00	7.5	10	18	5	7	19	3	24			
Carroll	36	6	2	2	2	1	11	26.6	3.5	1.3	0.67	0.8	0.33	7.0	9	16	6	8	10	5	25			
Joseph	31	5	3	2	3	0	14	18.9	2.7	1.8	0.83	1.0	0.00	7.0	7	17	7	8	5T	6	18			
Biyombo	42	26	1	2	2	4	12	31.3	10.3	0.3	0.50	0.8	1.83	6.3	6	8	5	12	26C	2	17			
J. Johnson	20	4	1	1	2	0	11	13.6	2.2	0.8	0.33	1.0	0.00	4.7	5C	11	6	8	5	1T	15			
Ross	21	2	1	2	2	0	11	14.0	1.2	0.5	0.83	0.7	0.00	4.0	7	13	3	5	3	2	19			
Powell	13	2	1	1	0	0	6	6.4	1.3	0.3	0.50	0.0	0.00	3.5	5	11	2	2	4	2	13			
Scola	17	3	3	1	1	0	7	13.3	1.0	0.8	0.33	0.3	0.00	3.3	10	18	8	10	14	4	24			
Wright	12	1	1	2	1	0	7	7.3	0.8	0.3	0.75	0.3	0.00	3.3	2C	3T	5C	6C	1T	1T	7C			
Thompson	12	5	1	0	1	1	2	6.1	1.5	0.3	0.00	0.3	0.25	0.5	1T	3C	0T	2C	5C	1C	2T			
Nogueira	6	1	0	0	0	0	0	4.0	1.0	0.0	0.00	0.0	0.00	0.0	1	1T	0T	0T	5	0T	2			
RAPTORS	240	54	19	9	19	4	105	240.0	35.0	16.2	6.33	12.8	2.83	90.3	42T	99	33	43	54C	31	116			
CAVALIERS	240	48	24	11	17	6	116	240.0	42.5	21.5	7.17	12.7	4.17	105.8	47	99	29	38	61	32	125			



TORONTO vs. MILWAUKEE

FIRST ROUND
APRIL 15-27, 2017
TORONTO WINS 4-2



GAME	DATE	OPPONENT	RESULT	HIGH POINTS	HIGH REBOUNDS	HIGH ASSISTS	OPPONENT PTS.	ATTENDANCE
1	Apr 15	MILWAUKEE	L 97-83	DeRozan- 27	Ibaka- 14	Lowry- 6	Antetokounmpo- 28	20,133
2	Apr 18	MILWAUKEE	W 106-100	DeRozan- 23	Valanciunas- 10	Ibaka- 6	Antetokounmpo- 24	20,077
3	Apr 20	@Milwaukee	L 104-77	Lowry/Wright- 13	Valanciunas/Poeltl- 7	Joseph- 3	Middleton- 20	18,717
4	Apr 22	@Milwaukee	W 87-76	DeRozan- 33	DeRozan- 9	DeRozan- 5	Snell- 19	18,717
5	Apr 24	MILWAUKEE	W 118-93	Powell- 25	Valanciunas- 7	Lowry- 10	Antetokounmpo- 30	20,251
6	Apr 27	@Milwaukee	W 92-89	DeRozan- 32	Ibaka- 12	Lowry- 4	Antetokounmpo- 34	18,717

2017 PLAYOFF STATISTICS VS. MILWAUKEE

PLAYER	G-GS	MIN	FG-FGA	PCT	3FG-FGA	PCT	FT-FTA	PCT	OFF	DEF	TOT	AST	PF-DQ	STL	TO	BLK	PTS	AVG
DeRozan	6-6	221	47-107	.439	1-12	.083	46-50	.920	2	31	33	18	14-0	10	17	0	141	23.5
Lowry	6-6	231	29-68	.426	9-32	.281	19-24	.792	3	19	22	31	19-0	11	12	4	86	14.3
Ibaka	6-6	178	31-70	.443	7-24	.292	8-10	.800	6	44	50	10	22-1	3	8	14	77	12.8
Powell	5-3	120	20-36	.556	10-11	.909	12-13	.923	2	11	13	9	11-0	5	7	2	62	12.4
Valanciunas	6-3	126	19-40	.475	0-0	---	18-24	.750	6	37	43	2	15-0	1	11	2	56	9.3
Carroll	6-6	110	13-27	.481	6-17	.353	5-9	.556	3	16	19	3	10-0	6	3	3	37	6.2
Joseph	6-0	103	11-31	.355	6-13	.462	3-3	1.000	3	3	6	11	9-0	1	10	0	31	5.2
Patterson	6-0	114	8-24	.333	6-17	.353	4-4	1.000	1	13	14	8	2-0	5	3	0	26	4.3
Tucker	6-0	145	5-20	.250	3-13	.231	5-8	.625	7	19	26	6	16-0	1	5	2	18	3.0
Wright	6-0	57	6-10	.600	2-4	.500	3-5	.600	4	8	12	8	4-0	1	4	1	17	2.8
Poeltl	4-0	17	3-7	.429	0-0	---	0-2	.000	4	4	8	0	3-0	1	0	0	6	1.5
Nogueira	3-0	7	1-2	.500	0-0	---	1-2	.500	2	3	5	0	1-0	0	0	0	3	1.0
VanVleet	3-0	11	1-2	.500	1-2	.500	0-0	---	0	0	0	2	1-0	0	0	0	3	1.0
RAPTORS	6	1440	194-444	.437	51-145	.352	124-154	.805	43	208	251	108	127-1	45	86	28	563	93.8
BUCKS	6	1440	209-469	.446	54-130	.415	87-125	.696	49	179	228	127	128-1	49	80	30	559	93.2

SINGLE-GAME HIGHS

AVERAGE PER GAME

CAREER HIGHS

PLAYER	SINGLE-GAME HIGHS							AVERAGE PER GAME						CAREER HIGHS							
	MIN	REB	AST	ST	TO	BL	PTS	MIN	REB	AST	STL	TO	BLK	PTS	FG	FGA	FT	FTA	REB	AST	PTS
DeRozan	40	9	6	5	4	0	33	36.8	5.5	3.0	1.67	2.8	0.00	23.5	14	32	13T	15	11	8	37
Lowry	44	5	10	3	4	1	22	38.5	3.7	5.2	1.83	2.0	0.67	14.3	14	27	12	14	10	11	36
Ibaka	36	14	6	2	2	3	19	29.7	8.3	1.7	0.50	1.3	2.33	12.8	11	18	10	10	16	6C	26
Powell	34	4	4	3	4	1	25	24.0	2.6	1.8	1.00	1.4	0.40	12.4	8C	19	5C	7	5	4C	25C
Valanciunas	24	10	1	1	4	2	12	21.1	7.2	0.3	0.17	1.8	0.33	9.3	10	18	5T	7T	19	3	24
Carroll	24	6	2	2	1	2	12	18.4	3.2	0.5	1.00	0.5	0.50	6.2	9	16	6	8	10	5	25
Joseph	27	3	5	1	3	0	11	17.2	1.0	1.8	0.17	1.7	0.00	5.2	9	17	7	8	6	12	22
Patterson	30	5	3	3	1	0	8	19.0	2.3	1.3	0.83	0.5	0.00	4.3	6	12	7	7	11	4	17
Tucker	29	7	2	1	3	1	7	24.2	4.3	1.0	0.17	0.8	0.33	3.0	6	11	2C	2C	12	2T	14
Wright	27	6	3	1	2	1	13	9.4	2.0	1.3	0.17	0.7	0.17	2.8	4C	6C	5	6	6C	3T	13C
Poeltl	9	7	0	1	0	0	4	4.2	2.0	0.0	0.25	0.0	0.00	1.5	2C	6C	0T	2C	7C	0T	4C
Nogueira	4	3	0	0	0	0	2	2.4	1.7	0.0	0.00	0.0	0.00	1.0	1T	1T	1C	2C	5	0T	2T
VanVleet	6	0	1	0	0	0	3	3.5	0.0	0.7	0.00	0.0	0.00	1.0	3	3	0T	0T	1	1T	6
RAPTORS	240	47	28	11	18	6	118	240.0	41.8	18.0	7.50	14.3	4.67	93.8	42	99	33	43	54	31	118C
BUCKS	240	50	29	13	21	10	104	240.0	38.0	21.2	8.17	13.3	5.00	93.2	47	99	29	38	61	32	125



TORONTO VS. CLEVELAND

EASTERN CONFERENCE SEMIFINALS

May 1-7 2017

CLEVELAND WINS 4-0



GAME	DATE	OPPONENT	RESULT	HIGH POINTS	HIGH REBOUNDS	HIGH ASSISTS	OPPONENT PTS.	ATTENDANCE
1	May 1	@Cleveland	L 116-105	Lowry-20	Tucker-11	Lowry-11	James-35	20,562
2	May 3	@Cleveland	L 125-103	Valanciunas-23	Joseph-6	Lowry-5	James-39	20,562
3	May 5	CLEVELAND	L 115-94	DeRozan-37	Valanciunas-8	Joseph-6	James-35	20,384
4	May 7	CLEVELAND	L 109-102	Ibaka-23	Tucker-12	Joseph-12	James-35	20,307

2017 PLAYOFF STATISTICS VS. CLEVELAND

PLAYER	G-GS	MIN	FG-FGA	PCT	3FG-FGA	PCT	FT-FTA	PCT	OFF	DEF	TOT	AST	PF-DQ	STL	TO	BLK	PTS	AVG
DeRozan	4-4	152	29-68	.426	0-3	.000	25-30	.833	2	14	16	16	12-0	4	8	0	83	20.8
Lowry	2-2	69	14-25	.560	4-6	.667	8-9	.889	0	3	3	16	7-0	1	5	0	40	20.0
Ibaka	4-4	128	29-60	.483	5-14	.357	3-3	1.000	3	12	15	4	15-0	1	3	3	66	16.5
Valanciunas	4-3	100	25-41	.610	0-1	.000	6-9	.667	3	21	24	0	7-0	1	2	4	56	14.0
Joseph	4-2	109	20-40	.500	3-9	.333	5-5	1.000	1	14	15	20	8-0	3	4	2	48	12.0
Powell	4-2	107	15-46	.326	5-23	.217	8-11	.727	3	12	15	5	14-0	5	8	1	43	10.8
Tucker	4-1	106	13-29	.448	6-15	.400	0-0	---	8	23	31	5	11-0	5	3	1	32	8.0
VanVleet	4-0	19	5-7	.714	1-3	.333	0-0	---	0	1	1	2	2-0	1	1	0	11	2.8
Wright	3-0	35	3-7	.429	0-2	.000	2-2	1.000	0	1	1	5	0-0	3	1	0	8	2.7
Patterson	4-1	71	2-12	.167	2-9	.222	2-2	1.000	0	6	6	12	2-0	2	3	2	8	2.0
Poeltl	2-0	10	2-4	.500	0-0	---	0-0	---	2	2	4	0	0-0	0	0	1	4	2.0
Carroll	4-1	44	2-10	.200	1-5	.200	0-0	---	1	7	8	2	3-0	2	2	2	5	1.3
Siakam	2-0	10	0-2	.000	0-0	---	0-0	---	2	1	3	1	1-0	1	0	0	0	0.0
RAPTORS	4	960	159-351	.453	27-90	.300	59-71	.831	25	117	142	88	82-0	29	43	16	404	101.0
CAVALIERS	4	960	158-318	.497	61-131	.466	88-107	.822	26	146	172	93	71-0	27	55	20	465	116.3

PLAYER	SINGLE-GAME HIGHS							AVERAGE PER GAME							CAREER HIGHS						
	MIN	REB	AST	ST	TO	BL	PTS	MIN	REB	AST	STL	TO	BLK	PTS	FG	FGA	FT	FTA	REB	AST	PTS
DeRozan	46	7	8	3	4	0	37	38.1	4.0	4.0	1.00	2.0	0.00	20.8	14	32	13T	15	11	8C	37C
Lowry	40	2	11	1	3	0	20	34.6	1.5	8.0	0.50	2.5	0.00	20.0	14	27	12	14	10	11C	36
Ibaka	35	6	3	1	2	2	23	32.1	3.8	1.0	0.25	0.8	0.75	16.5	11	18C	10	10	16	6	26
Valanciunas	33	8	0	1	1	3	23	24.9	6.0	0.0	0.25	0.5	1.00	14.0	10T	18	5	7	19	3	24
Joseph	40	6	12	1	2	1	22	27.2	3.8	5.0	0.75	1.0	0.50	12.0	9C	17	7	8	6C	12C	22C
Powell	36	5	2	2	3	1	13	26.8	3.8	1.3	1.25	2.0	0.25	10.8	8	19C	5	7C	5C	4	25
Tucker	46	12	2	4	1	1	14	26.6	7.8	1.3	1.25	0.8	0.25	8.0	6C	11C	2	2	12C	2T	14C
VanVleet	8	1	1	1	1	0	6	4.7	0.3	0.5	0.25	0.3	0.00	2.8	3C	3C	0T	0T	1C	1T	6C
Wright	15	1	3	2	1	0	4	11.7	0.3	1.7	1.00	0.3	0.00	2.7	4	6	5	6	6	3T	13
Patterson	22	2	4	1	1	1	5	17.6	1.5	3.0	0.50	0.8	0.50	2.0	6	12	7	7	11	4T	17
Poeltl	6	3	0	0	0	1	2	4.8	2.0	0.0	0.00	0.0	0.50	2.0	2	6	0T	2	7	0T	4
Carroll	19	4	1	2	2	1	3	11.1	2.0	0.5	0.50	0.5	0.50	1.3	9	16	6	8	10	5	25
Siakam	7	2	1	1	0	0	0	5.0	1.5	0.5	0.50	0.0	0.00	0.0	0C	2C	0C	0C	2C	1C	0C
RAPTORS	240	43	28	9	13	5	105	240.0	35.5	22.0	7.25	10.8	4.00	101.0	42T	99	33	43	54	31	118
CAVALIERS	240	49	28	9	16	7	125	240.0	43.0	23.3	6.75	13.8	5.00	116.3	47	99	29	38	61	32	125T



TORONTO vs. WASHINGTON

FIRST ROUND
APRIL 14-27, 2018
TORONTO WINS 4-2



GAME	DATE	OPPONENT	RESULT	HIGH POINTS	HIGH REBOUNDS	HIGH ASSISTS	OPPONENT PTS.	ATTENDANCE
1	Apr 14	WASHINGTON	W 114-106	Ibaka- 23	Ibaka- 12	Lowry- 9	Wall- 23	19,937
2	Apr 17	WASHINGTON	W 130-119	DeRozan- 37	Valanciunas- 14	Lowry- 12	Wall- 29	20,242
3	Apr 20	@Washington	L 122-103	DeRozan- 23	Ibaka- 6	Lowry- 8	Beal/Wall- 28	20,356
4	Apr 22	@Washington	L 106-98	DeRozan- 35	Ibaka- 10	DeRozan- 6	Beal- 31	20,356
5	Apr 25	WASHINGTON	W 108-98	DeRozan- 32	Valanciunas- 13	Lowry- 10	Wall- 26	19,987
6	Apr 27	@Washington	W 102-92	Lowry- 24	Valanciunas- 12	Lowry- 6	Beal- 32	20,356

2018 PLAYOFF STATISTICS VS. WASHINGTON

PLAYER	G-GS	MIN	FG-FGA	PCT	3FG-FGA	PCT	FT-FTA	PCT	OFF	DEF	TOT	AST	PF-DQ	STL	TO	BLK	PTS	AVG
DeRozan	6-6	218	58-133	.436	10-26	.385	34-42	.810	3	17	20	29	9-0	2	15	1	160	26.7
Lowry	6-6	217	36-76	.474	17-39	.436	14-18	.778	2	27	29	50	22-0	12	18	0	103	17.2
Valanciunas	6-6	148	33-57	.579	2-3	.667	13-15	.867	14	42	56	6	12-0	4	10	8	81	13.5
Wright	6-0	149	23-50	.460	7-15	.467	11-12	.917	3	12	15	16	7-0	14	7	6	64	10.7
Miles	6-0	128	17-40	.425	12-31	.387	10-11	.909	0	10	10	4	10-0	4	5	1	56	9.3
Ibaka	6-6	172	19-44	.432	6-14	.429	9-13	.692	7	35	42	7	12-0	1	9	8	53	8.8
Anunoby	6-6	131	16-27	.593	7-15	.467	8-9	.889	5	8	13	3	12-0	5	3	3	47	7.8
Siakam	6-0	96	14-25	.560	2-3	.667	8-12	.667	6	18	24	5	13-0	1	3	6	38	6.3
Poeltl	6-0	96	14-22	.636	0-1	.000	9-13	.692	12	14	26	5	20-1	2	7	3	37	6.2
Brown	2-0	19	2-7	.286	1-3	.333	0-0	---	1	2	3	1	2-0	0	1	1	5	2.5
VanVleet	2-0	22	2-8	.250	1-6	.167	0-0	---	0	4	4	4	1-0	0	2	0	5	2.5
Powell	4-0	24	1-7	.143	1-5	.200	2-2	1.000	0	0	0	2	3-0	0	1	0	5	1.3
Noqueira	3-0	20	0-1	.000	0-0	---	1-2	.500	0	1	1	1	5-0	0	2	0	1	0.3
RAPTORS	6	1440	235-497	.473	66-161	.410	119-149	.799	53	190	243	133	128-1	45	85	37	655	109.2
WIZARDS	6	1440	238-511	.466	48-131	.366	119-140	.850	51	189	240	140	126-1	47	81	31	643	107.2

PLAYER	SINGLE-GAME HIGHS							AVERAGE PER GAME							CAREER HIGHS						
	MIN	REB	AST	ST	TO	BL	PTS	MIN	REB	AST	STL	TO	BLK	PTS	FG	FGA	FT	FTA	REB	AST	PTS
DeRozan	39	6	6	1	4	1	37	36.4	3.3	4.8	0.33	2.5	0.17	26.7	14T	32	14C	18C	11	8	37T
Lowry	39	7	12	3	5	0	24	36.1	4.8	8.3	2.00	3.0	0.00	17.2	14	27	12	14	10	12C	36
Valanciunas	32	14	2	2	3	2	19	24.6	9.3	1.0	0.67	1.7	1.33	13.5	10	19	7	9	21	3	24
Wright	27	5	5	4	4	2	18	24.8	2.5	2.7	2.33	1.2	1.00	10.7	7C	10C	5	6	6	5C	18C
Miles	24	4	2	1	3	1	18	21.4	1.7	0.7	0.67	0.8	0.17	9.3	8	15	7	8	7	6	21
Ibaka	34	12	2	1	4	3	23	28.7	7.0	1.2	0.17	1.5	1.33	8.8	11	18	10	10	16	6	26
Anunoby	26	3	1	2	2	1	12	21.9	2.2	0.5	0.83	0.5	0.50	7.8	7	12	4C	5C	4	2	18
Siakam	22	8	2	1	2	3	11	16.0	4.0	0.8	0.17	0.5	1.00	6.3	5C	6T	4C	5	8C	2T	11T
Poeltl	24	7	2	1	3	2	10	16.1	4.3	0.8	0.33	1.2	0.50	6.2	4C	6T	4	6C	7T	2C	10C
Brown	12	3	1	0	1	1	3	9.3	1.5	0.5	0.00	0.5	0.50	2.5	1T	5C	1	2	3T	1T	3T
VanVleet	19	4	4	0	1	0	5	10.8	2.0	2.0	0.00	1.0	0.00	2.5	5	10	4	4	4C	4T	14
Powell	8	0	1	0	1	0	5	6.1	0.0	0.5	0.00	0.3	0.00	1.3	8	19	5	7	5	4	25
Noqueira	9	1	1	0	2	0	1	6.5	0.3	0.3	0.00	0.7	0.00	0.3	1	1T	1T	2T	5	1C	2
RAPTORS	240	48	26	9	19	8	130	240.0	40.5	22.2	7.50	14.2	6.17	109.2	45C	99	33	43	54	31	130C
WIZARDS	240	50	29	11	18	8	122	240.0	40.0	23.3	7.83	13.5	5.17	107.2	50	102	29	38	61	32	128



TORONTO vs. CLEVELAND

EASTERN CONFERENCE SEMIFINALS

May 1-7, 2018

CLEVELAND WINS 4-0



GAME	DATE	OPPONENT	RESULT	HIGH POINTS	HIGH REBOUNDS	HIGH ASSISTS	OPPONENT PTS.	ATTENDANCE
1	May 1	CLEVELAND	L 113-112(OT)	DeRozan- 22	Valanciunas- 21	Lowry- 10	James- 26	19,954
2	May 3	CLEVELAND	L 128-110	DeRozan- 24	Valanciunas- 12	Lowry- 8	James- 43	20,127
3	May 5	@Cleveland	L 105-103	Lowry- 27	Valanciunas- 11	Lowry- 7	James- 38	20,562
4	May 7	@Cleveland	L 128-93	Valanciunas- 18	DeRozan/Valanciunas-5	Lowry- 10	James- 29	20,562

2018 PLAYOFF STATISTICS VS. CLEVELAND

PLAYER	G-GS	MIN	FG-FGA	PCT	3FG-FGA	PCT	FT-FTA	PCT	OFF	DEF	TOT	AST	PF-DQ	STL	TO	BLK	PTS	AVG
Lowry	4-4	144	24-42	.571	11-24	.458	12-14	.857	0	14	14	35	11-0	3	13	0	71	17.8
DeRozan	4-4	136	29-66	.439	0-9	.000	9-11	.818	3	13	16	11	15-0	3	8	5	67	16.8
Valanciunas	4-3	97	25-50	.500	0-2	.000	15-19	.789	16	33	49	6	10-0	0	9	7	65	16.3
Miles	4-1	99	15-31	.484	7-14	.500	3-5	.600	6	8	14	4	11-0	3	4	2	40	10.0
VanVleet	4-1	93	11-31	.355	7-22	.318	7-8	.875	0	6	6	9	7-0	0	2	0	36	9.0
Ibaka	4-3	87	11-28	.393	3-10	.300	9-9	1.000	6	11	17	4	9-1	0	7	5	34	8.5
Anunoby	4-4	107	13-25	.520	6-14	.429	0-2	.000	4	4	8	4	11-0	1	3	1	32	8.0
Siakam	4-0	83	11-16	.688	1-1	1.000	5-8	.625	3	9	12	3	14-0	0	4	0	28	7.0
Wright	4-0	66	8-18	.444	2-6	.333	4-4	1.000	0	7	7	7	3-0	1	2	3	22	5.5
Poeltl	3-0	44	3-9	.333	0-0	---	6-6	1.000	3	7	10	1	5-0	1	1	1	12	4.0
Powell	2-0	16	3-7	.429	0-2	.000	1-2	.500	0	2	2	0	1-0	0	0	0	7	3.5
Brown	2-0	10	1-3	.333	1-2	.500	1-2	.500	0	3	3	1	0-0	0	0	0	4	2.0
Nogueira	2-0	4	0-0	---	0-0	---	0-0	---	0	0	0	0	1-0	0	1	0	0	0.0
RAPTORS	4	985	154-326	.472	38-106	.358	72-90	.800	41	117	158	85	98-1	12	55	24	418	104.5
CAVALIERS	4	985	180-349	.516	46-112	.411	68-89	.764	30	122	152	97	77-0	26	32	17	474	118.5

SINGLE-GAME HIGHS

AVERAGE PER GAME

CAREER HIGHS

PLAYER	SINGLE-GAME HIGHS							AVERAGE PER GAME							CAREER HIGHS						
	MIN	REB	AST	ST	TO	BL	PTS	MIN	REB	AST	STL	TO	BLK	PTS	FG	FGA	FT	FTA	REB	AST	PTS
Lowry	41	4	10	2	5	0	27	36.0	3.5	8.8	0.75	3.3	0.00	17.8	14	27	12	14	10	12	36
DeRozan	40	7	5	2	3	3	24	34.1	4.0	2.8	0.75	2.0	1.25	16.8	14	32	14	18	11	8	37
Valanciunas	34	21	2	0	4	3	21	24.2	12.3	1.5	0.00	2.3	1.75	16.3	10	19C	7C	9C	21C	3	24
Miles	34	6	1	2	2	1	13	24.7	3.5	1.0	0.75	1.0	0.50	10.0	8	15	7	8	7	6	21
VanVleet	33	3	4	0	1	0	14	23.2	1.5	2.3	0.00	0.5	0.00	9.0	5C	10C	4C	4C	4	4T	14C
Ibaka	29	8	2	0	3	4	12	21.9	4.3	1.0	0.00	1.8	1.25	8.5	11	18	10	10	16	6	26
Anunoby	33	4	2	1	2	1	18	26.7	2.0	1.0	0.25	0.8	0.25	8.0	7C	12C	4	5	4C	2C	18C
Siakam	28	6	2	0	2	0	11	20.7	3.0	0.8	0.00	1.0	0.00	7.0	5	6T	4	5C	8	2T	11T
Wright	24	4	4	1	2	2	10	16.5	1.8	1.8	0.25	0.5	0.75	5.5	7	10	5	6	6	5	18
Poeltl	17	6	1	1	1	1	8	14.5	3.3	0.3	0.33	0.3	0.33	4.0	4	6	4C	6	7	2	10
Powell	12	1	0	0	0	0	5	7.8	1.0	0.0	0.00	0.0	0.00	3.5	8	19	5	7	5	4	25
Brown	8	3	1	0	0	0	3	5.1	1.5	0.5	0.00	0.0	0.00	2.0	1T	5	1C	2C	3T	1T	3T
Nogueira	3	0	0	0	1	0	0	2.2	0.0	0.0	0.00	0.5	0.00	0.0	1	1	1	2	5	1	2
RAPTORS	265	50	26	5	17	11	112	246.3	39.5	21.3	3.00	13.8	6.00	104.5	45	99	33	43	54	31	130
CAVALIERS	265	45	29	9	12	5	128	246.3	38.0	24.3	6.50	8.0	4.25	118.5	50C	102C	29	38	61	32	128C



TORONTO vs. ORLANDO

FIRST ROUND
APRIL 13-23, 2019
TORONTO WINS 4-1



GAME	DATE	OPPONENT	RESULT	HIGH POINTS	HIGH REBOUNDS	HIGH ASSISTS	OPPONENT PTS.	ATTENDANCE
1	Apr 13	ORLANDO	L 104-101	Leonard- 25	Siakam- 9	Lowry- 8	Augustin- 25	19,937
2	Apr 16	ORLANDO	W 111-82	Leonard- 37	Siakam- 10	Lowry- 7	Gordon- 20	19,964
3	Apr 19	@Orlando	W 98-93	Siakam- 30	Siakam- 11	Lowry- 10	Ross- 24	19,367
4	Apr 21	@Orlando	W 107-85	Leonard- 34	Ibaka- 8	Lowry- 9	Gordon- 25	19,087
5	Apr 23	ORLANDO	W 115-96	Leonard- 27	Gasol- 9	VanVleet- 10	Augustin- 15	19,800

2019 PLAYOFF STATISTICS VS. ORLANDO

PLAYER	G-GS	MIN	FG-FGA	PCT	3FG-FGA	PCT	FT-FTA	PCT	OFF	DEF	TOT	AST	PF-DQ	STL	TO	BLK	PTS	AVG
Leonard	5-5	170	50-90	.556	14-26	.538	25-28	.893	9	24	33	15	13-0	6	14	2	139	27.8
Siakam	5-5	188	48-90	.533	8-22	.364	9-10	.900	8	34	42	15	10-0	1	5	4	113	22.6
Lowry	5-5	177	21-48	.438	8-25	.320	7-11	.636	4	20	24	43	17-0	10	15	2	57	11.4
Ibaka	5-0	103	19-37	.514	3-8	.375	6-7	.857	6	30	36	6	15-0	2	5	5	47	9.4
Powell	5-0	96	18-37	.486	5-15	.333	3-3	1.000	3	15	18	4	8-0	4	1	0	44	8.8
Gasol	5-5	129	15-28	.536	7-13	.538	5-6	.833	2	26	28	14	12-0	10	2	3	42	8.4
Green	5-5	143	14-37	.378	10-28	.357	2-2	1.000	1	16	17	10	15-0	6	5	3	40	8.0
VanVleet	5-0	115	13-34	.382	5-16	.313	5-6	.833	0	7	7	22	11-0	1	7	1	36	7.2
Lin	3-0	12	1-3	.333	0-1	.000	4-4	1.000	0	2	2	1	2-0	0	4	0	6	2.0
Meeks	5-0	32	3-14	.214	0-6	.000	2-3	.667	0	6	6	1	5-0	1	1	1	8	1.6
McCaw	2-0	11	0-1	.000	0-1	.000	0-0	---	1	1	2	0	2-0	1	0	0	0	0.0
Miller	3-0	11	0-2	.000	0-2	.000	0-0	---	0	3	3	0	2-0	0	1	0	0	0.0
Moreland	3-0	11	0-1	.000	0-0	---	0-0	---	1	4	5	0	3-0	0	0	0	0	0.0
RAPTORS	5	1200	202-422	.479	60-163	.368	68-80	.850	35	188	223	131	115-0	42	61	21	532	106.4
MAGIC	5	1200	161-415	.388	52-174	.299	86-111	.775	48	169	217	95	94-0	33	78	20	460	92.0

PLAYER	SINGLE-GAME HIGHS							AVERAGE PER GAME							CAREER HIGHS						
	MIN	REB	AST	ST	TO	BL	PTS	MIN	REB	AST	STL	TO	BLK	PTS	FG	FGA	FT	FTA	REB	AST	PTS
Leonard	37	10	4	2	6	2	37	34.1	6.6	3.0	1.20	2.8	0.40	27.8	16	39	19	19	17	9	45
Siakam	42	11	4	1	2	2	30	37.6	8.4	3.0	0.20	1.0	0.80	22.6	14	25	9	10	13	6	32
Lowry	40	7	10	4	6	1	22	35.4	4.8	8.6	2.00	3.0	0.40	11.4	14	27	12	14	10	12	36
Ibaka	24	8	2	2	2	2	13	20.6	7.2	1.2	0.40	1.0	1.00	9.4	11	18	10	10	16	6	26
Powell	26	4	2	2	1	0	16	19.2	3.6	0.8	0.80	0.2	0.00	8.8	8	19	5	7	5	4	25
Gasol	32	9	5	4	2	2	13	25.9	5.6	2.8	2.00	0.4	0.60	8.4	11	23	13	14	21	7	32
Green	34	6	3	2	2	1	13	28.7	3.4	2.0	1.20	1.0	0.60	8.0	9	15	8	8	9	4	27
VanVleet	27	2	10	1	2	1	14	23.1	1.4	4.4	0.20	1.4	0.20	7.2	7	17	5	6	4	10C	22
Lin	6	2	1	0	3	0	4	4.1	0.7	0.3	0.00	1.3	0.00	2.0	9	16	8	9	6	7	21
Meeks	14	3	1	1	1	1	5	6.5	1.2	0.2	0.20	0.2	0.20	1.6	4	9	4	4	3T	2	13
McCaw	8	2	0	1	0	0	0	5.5	1.0	0.0	0.50	0.0	0.00	0.0	6	8	3	4	5	5	18
Miller	6	2	0	0	1	0	0	3.8	1.0	0.0	0.00	0.3	0.00	0.0	2	3	2	2	2C	1	6
Moreland	5	2	0	0	0	0	0	3.6	1.7	0.0	0.00	0.0	0.00	0.0	1	1T	0T	0T	3	2	2
RAPTORS	240	48	34	11	14	6	115	240.0	44.6	26.2	8.40	12.2	4.20	106.4	45	102	33	43	55	34C	130
MAGIC	240	48	20	9	17	5	104	240.0	43.4	19.0	6.60	15.6	4.00	92.0	50	102	29	38	63	34	128



TORONTO vs. PHILADELPHIA

EASTERN CONFERENCE SEMIFINALS

APRIL 27 - MAY 12, 2019

TORONTO WINS 4-3



GAME	DATE	OPPONENT	RESULT	HIGH POINTS	HIGH REBOUNDS	HIGH ASSISTS	OPPONENT PTS.	ATTENDANCE
1	Apr 27	PHILADELPHIA	W 108-95	Leonard- 45	Leonard- 11	Lowry- 8	Redick- 17	19,800
2	Apr 29	PHILADELPHIA	L 94-89	Leonard- 35	Three players- 7	Leonard- 6	Butler- 30	19,800
3	May 2	@Philadelphia	L 116-95	Leonard- 33	Gasol/Green- 6	Lowry- 5	Embiid- 33	20,658
4	May 5	@Philadelphia	W 101-96	Leonard- 39	Leonard- 14	Lowry- 7	Butler- 29	20,639
5	May 7	PHILADELPHIA	W 125-89	Siakam- 25	Leonard- 13	Lowry- 5	Butler- 22	20,287
6	May 9	@Philadelphia	L 112-101	Leonard- 29	Leonard- 12	Lowry- 6	Butler- 25	20,525
7	May 12	PHILADELPHIA	W 92-90	Leonard- 41	Siakam/Gasol- 11	Lowry- 6	Embiid- 21	20,917

2019 PLAYOFF STATISTICS VS. PHILADELPHIA

PLAYER	G-GS	MIN	FG-FGA	PCT	3FG-FGA	PCT	FT-FTA	PCT	OFF	DEF	TOT	AST	PF-DQ	STL	TO	BLK	PTS	AVG
Leonard	7-7	278	87-164	.530	15-45	.333	54-63	.857	16	53	69	28	11-0	9	23	2	243	34.7
Siakam	7-7	242	49-111	.441	9-33	.273	29-38	.763	10	35	45	15	22-0	14	10	3	136	19.4
Lowry	7-7	271	33-82	.402	10-39	.256	16-19	.842	6	30	36	42	26-0	7	13	2	92	13.1
Gasol	7-7	243	23-55	.418	9-28	.321	6-8	.750	6	33	39	21	26-0	5	5	9	61	8.7
Green	7-7	231	17-45	.378	13-35	.371	14-15	.933	6	23	29	4	21-1	9	9	2	61	8.7
Ibaka	7-0	154	25-59	.424	3-14	.214	8-11	.727	9	25	34	4	26-1	1	7	6	61	8.7
Powell	6-0	68	8-19	.421	5-10	.500	0-0	---	1	5	6	9	3-0	1	1	0	21	3.5
VanVleet	7-0	118	3-24	.125	1-14	.071	7-11	.636	2	9	11	8	12-0	7	3	2	14	2.0
Meeks	5-0	21	4-8	.500	1-4	.250	0-0	---	0	2	2	0	1-0	2	1	0	9	1.8
Lin	2-0	8	1-4	.250	1-1	1.000	0-0	---	0	1	1	1	0-0	1	1	0	3	1.5
Miller	4-0	10	2-6	.333	1-4	.250	1-2	.500	0	1	1	1	0-0	0	0	1	6	1.5
Moreland	3-0	12	1-1	1.000	0-0	---	0-0	---	1	4	5	2	1-0	0	0	0	2	0.7
McCaw	5-0	25	0-2	.000	0-1	.000	2-2	1.000	1	0	1	2	2-0	1	1	0	2	0.4
RAPTORS	7	1680	253-580	.436	68-228	.298	137-169	.811	58	221	279	137	151-2	57	81	27	711	101.6
76ERS	7	1680	243-564	.431	68-207	.329	138-171	.807	68	249	317	158	148-0	37	116	35	692	98.9

SINGLE-GAME HIGHS

AVERAGE PER GAME

CAREER HIGHS

PLAYER	SINGLE-GAME HIGHS							AVERAGE PER GAME							CAREER HIGHS						
	MIN	REB	AST	ST	TO	BL	PTS	MIN	REB	AST	STL	TO	BLK	PTS	FG	FGA	FT	FTA	REB	AST	PTS
Leonard	43	14	6	3	7	1	45	39.7	9.9	4.0	1.29	3.3	0.29	34.7	16C	39C	19	19	17	9	45C
Siakam	40	11	3	4	3	1	29	34.6	6.4	2.1	2.00	1.4	0.43	19.4	14	25C	9C	10C	13	6	32
Lowry	42	6	8	2	3	1	20	38.7	5.1	6.0	1.00	1.9	0.29	13.1	14	27	12	14	10	12	36
Gasol	45	11	5	2	3	3	16	34.7	5.6	3.0	0.71	0.7	1.29	8.7	11	23	13	14	21	7	32
Green	40	6	1	3	2	1	17	33.0	4.1	0.6	1.29	1.3	0.29	8.7	9	15	8C	8C	9	4	27
Ibaka	32	9	3	1	2	3	17	22.0	4.9	0.6	0.14	1.0	0.86	8.7	11	18	10	10	16	6	26
Powell	16	2	3	1	1	0	7	11.3	1.0	1.5	0.17	0.2	0.00	3.5	8	19	5	7	5	4	25
VanVleet	24	4	3	2	2	1	5	16.8	1.6	1.1	1.00	0.4	0.29	2.0	7	17	5	6	4T	10	22
Meeks	7	1	0	1	1	0	4	4.2	0.4	0.0	0.40	0.2	0.00	1.8	4	9	4	4	3	2	13
Lin	5	1	1	1	1	0	3	4.2	0.5	0.5	0.50	0.5	0.00	1.5	9	16	8	9	6	7	21
Miller	4	1	1	0	0	1	6	2.4	0.3	0.3	0.00	0.0	0.25	1.5	2C	3C	2	2T	2	1C	6C
Moreland	6	2	2	0	0	0	2	4.0	1.7	0.7	0.00	0.0	0.00	0.7	1C	1T	0T	0T	3	2C	2C
McCaw	7	1	1	1	1	0	2	5.0	0.2	0.4	0.20	0.2	0.00	0.4	6	8	3	4	5	5	18
RAPTORS	240	49	25	12	14	6	125	240.0	39.9	19.6	8.14	11.6	3.86	101.6	45	102	33	43	55	34	130
76ERS	240	52	29	8	20	8	116	240.0	45.3	22.6	5.29	16.6	5.00	98.9	50	102	29	38	63	34	128



TORONTO vs. MILWAUKEE

EASTERN CONFERENCE FINALS

MAY 15-25, 2019

TORONTO WINS 4-2



GAME	DATE	OPPONENT	RESULT	HIGH POINTS	HIGH REBOUNDS	HIGH ASSISTS	OPPONENT PTS.	ATTENDANCE
1	May 15	@Milwaukee	L 108-100	Leonard- 31	Gasol- 12	Gasol- 5	Lopez- 29	17,345
2	May 17	@Milwaukee	L 125-103	Leonard- 31	Ibaka- 10	Lowry- 4	Antetokounmpo- 30	17,570
3	May 19	MILWAUKEE	W 118-112(2OT)	Leonard- 36	Gasol- 12	Gasol- 7	Hill- 24	19,923
4	May 21	MILWAUKEE	W 120-102	Lowry- 25	Ibaka- 13	Gasol- 7	Middleton- 30	20,237
5	May 23	@Milwaukee	W 105-99	Leonard- 35	Siakam- 13	Leonard- 9	Antetokounmpo- 24	17,384
6	May 25	MILWAUKEE	W 100-94	Leonard- 27	Leonard- 17	Lowry- 8	Antetokounmpo- 21	20,478

2019 PLAYOFF STATISTICS VS. MILWAUKEE

PLAYER	G-GS	MIN	FG-FGA	PCT	3FG-FGA	PCT	FT-FTA	PCT	OFF	DEF	TOT	AST	PF-DQ	STL	TO	BLK	PTS	AVG
Leonard	6-6	248	57-129	.442	11-32	.344	54-61	.885	13	44	57	26	17-0	13	19	6	179	29.8
Lowry	6-6	224	34-67	.507	20-43	.465	27-32	.844	8	25	33	31	26-1	4	11	0	115	19.2
Siakam	6-6	220	34-85	.400	7-28	.250	12-18	.667	10	29	39	14	24-1	6	9	6	87	14.5
Powell	6-0	137	26-57	.456	13-31	.419	9-14	.643	1	20	21	9	16-1	2	8	0	74	12.3
VanVleet	6-0	164	21-45	.467	16-28	.571	0-0	---	1	5	6	19	13-0	3	5	3	58	9.7
Gasol	6-6	190	17-50	.340	12-29	.414	5-6	.833	3	40	43	22	21-0	3	7	12	51	8.5
Ibaka	6-6	127	20-47	.426	1-10	.100	8-11	.727	9	33	42	6	15-0	3	5	2	49	8.2
Green	6-6	146	6-32	.188	4-23	.174	5-6	.833	3	17	20	5	9-0	10	4	3	21	3.5
Boucher	2-0	4	2-5	.400	1-3	.333	0-1	.000	0	1	1	0	0-0	0	0	1	5	2.5
Meeks	3-0	12	2-7	.286	1-3	.333	0-0	---	0	1	1	0	1-0	1	1	0	5	1.7
Miller	2-0	6	0-0	---	0-0	---	2-2	1.000	0	1	1	0	1-0	0	0	0	2	1.0
Lin	2-0	6	0-2	.000	0-0	---	0-0	---	0	0	0	2	0-0	0	0	0	0	0.0
Moreland	2-0	6	0-0	---	0-0	---	0-0	---	0	4	4	1	1-0	0	0	0	0	0.0
RAPTORS	6	1490	219-526	.416	86-230	.374	122-151	.808	48	220	268	135	144-3	45	71	33	646	107.7
BUCKS	6	1490	223-526	.424	71-229	.310	123-170	.724	66	245	311	145	138-1	45	75	36	640	106.7

SINGLE-GAME HIGHS

AVERAGE PER GAME

CAREER HIGHS

PLAYER	SINGLE-GAME HIGHS							AVERAGE PER GAME							CAREER HIGHS						
	MIN	REB	AST	ST	TO	BL	PTS	MIN	REB	AST	STL	TO	BLK	PTS	FG	FGA	FT	FTA	REB	AST	PTS
Leonard	52	17	9	4	6	2	36	41.3	9.5	4.3	2.17	3.2	1.00	29.8	16	39	19	19	17C	9C	45
Lowry	41	8	8	1	4	0	30	37.4	5.5	5.2	0.67	1.8	0.00	19.2	14	27	12	14	10	12	36
Siakam	51	13	6	3	3	3	25	36.7	6.5	2.3	1.00	1.5	1.00	14.5	14	25	9	10	13C	6T	32
Powell	32	5	3	1	3	0	19	22.8	3.5	1.5	0.33	1.3	0.00	12.3	8	19	5	7	5T	4	25
VanVleet	37	3	6	1	3	2	21	27.4	1.0	3.2	0.50	0.8	0.50	9.7	7T	17	5	6	4	10	22
Gasol	45	12	7	1	3	5	17	31.6	7.2	3.7	0.50	1.2	2.00	8.5	11	23	13	14	21	7T	32
Ibaka	27	13	3	1	4	1	17	21.2	7.0	1.0	0.50	0.8	0.33	8.2	11	18	10	10	16	6	26
Green	35	6	2	3	3	1	8	24.4	3.3	0.8	1.67	0.7	0.50	3.5	9	15	8	8	9	4	27
Boucher	2	1	0	0	0	1	5	2.0	0.5	0.0	0.00	0.0	0.50	2.5	2C	3C	0C	1C	1C	0C	5C
Meeks	8	1	0	1	1	0	5	4.0	0.3	0.0	0.33	0.3	0.00	1.7	4	9	4	4	3	2	13
Miller	4	1	0	0	0	0	2	3.0	0.5	0.0	0.00	0.0	0.00	1.0	2	3	2C	2T	2	1	6
Lin	3	0	2	0	0	0	0	2.8	0.0	1.0	0.00	0.0	0.00	0.0	9	16	8	9	6	7	21
Moreland	3	3	1	0	0	0	0	2.8	2.0	0.5	0.00	0.0	0.00	0.0	1	1	OT	OT	3C	2	2
RAPTORS	290	55	32	11	17	10	120	248.3	44.7	22.5	7.50	11.8	5.50	107.7	45	102C	33	43	55C	34	130
BUCKS	290	63	30	14	20	11	125	248.3	51.8	24.2	7.50	12.5	6.00	106.7	50	102T	29	38	63C	34	128



TORONTO vs. GOLDEN STATE

NBA FINALS

MAY 30 - JUNE 13, 2019

TORONTO WINS 4-2



GAME	DATE	OPPONENT	RESULT	HIGH POINTS	HIGH REBOUNDS	HIGH ASSISTS	OPPONENT PTS.	ATTENDANCE
1	May 30	GOLDEN STATE	W118-109	Siakam- 32	Leonard/Siakam- 8	Lowry- 9	Curry- 34	19,983
2	Jun 2	GOLDEN STATE	L109-104	Leonard- 34	Leonard- 14	Siakam- 5	Thompson- 25	20,014
3	Jun 5	@Golden State	W123-109	Leonard- 30	Siakam- 9	Lowry- 9	Curry- 47	19,596
4	Jun 7	@Golden State	W105-92	Leonard- 36	Leonard- 12	Lowry- 7	Thompson- 28	19,596
5	Jun 10	GOLDEN STATE	L106-105	Leonard- 26	Leonard- 12	Leonard/Lowry- 6	Curry- 31	20,144
6	Jun 13	@Golden State	W114-110	Lowry/Siakam- 26	Siakam- 10	Lowry- 10	Thompson- 30	19,596

2019 PLAYOFF STATISTICS VS. GOLDEN STATE

PLAYER	G-GS	MIN	FG-FGA	PCT	3FG-FGA	PCT	FT-FTA	PCT	OFF	DEF	TOT	AST	PF-DQ	STL	TO	BLK	PTS	AVG
Leonard	6-6	243	49-113	.434	15-42	.357	58-64	.906	16	43	59	25	15-0	12	18	7	171	28.5
Siakam	6-6	241	49-97	.505	5-21	.238	16-21	.762	12	33	45	22	11-0	3	9	4	119	19.8
Lowry	6-6	229	34-80	.425	14-38	.368	15-19	.789	3	21	24	43	27-1	10	15	3	97	16.2
VanVleet	6-0	195	28-63	.444	16-40	.400	12-14	.857	4	12	16	13	13-0	7	6	0	84	14.0
Gasol	6-6	173	21-47	.447	6-19	.316	24-26	.923	5	39	44	16	25-1	3	7	2	72	12.0
Ibaka	6-0	116	28-50	.560	2-6	.333	10-13	.769	11	20	31	6	23-0	5	8	10	68	11.3
Green	6-6	163	16-41	.390	12-33	.364	0-0	---	7	14	21	7	15-0	7	8	3	44	7.3
Powell	6-0	66	4-13	.308	1-6	.167	2-2	1.000	0	6	6	4	4-0	2	2	0	11	1.8
McCaw	4-0	12	1-2	.500	1-1	1.000	0-0	---	0	0	0	2	0-0	0	0	0	3	0.8
Lin	1-0	1	0-0	---	0-0	---	0-0	---	0	0	0	0	0-0	0	0	0	0	0.0
Meeks	1-0	1	0-0	---	0-0	---	0-0	---	0	0	0	0	0-0	0	0	0	0	0.0
Miller	1-0	1	0-0	---	0-0	---	0-0	---	0	0	0	0	0-0	0	0	0	0	0.0
RAPTORS 6	6	1440	230-506	.455	72-206	.350	137-159	.862	58	188	246	138	133-2	49	77	29	669	111.5
WARRIORS 6	6	1440	220-491	.448	76-201	.378	119-149	.799	53	189	242	169	142-0	41	100	29	635	105.8

PLAYER	SINGLE-GAME HIGHS							AVERAGE PER GAME							CAREER HIGHS						
	MIN	REB	AST	ST	TO	BL	PTS	MIN	REB	AST	STL	TO	BLK	PTS	FG	FGA	FT	FTA	REB	AST	PTS
Leonard	43	14	6	4	5	2	36	40.5	9.8	4.2	2.00	3.0	1.17	28.5	16	39	19	19	17	9	45
Siakam	46	10	6	1	2	2	32	40.1	7.5	3.7	0.50	1.5	0.67	19.8	14C	25	9	10	13	6T	32C
Lowry	43	7	10	3	3	2	26	38.1	4.0	7.2	1.67	2.5	0.50	16.2	14	27	12	14	10	12	36
VanVleet	38	4	6	3	2	0	22	32.4	2.7	2.2	1.17	1.0	0.00	14.0	7T	17C	5C	6C	4T	10	22C
Gasol	31	9	4	2	2	1	20	28.8	7.3	2.7	0.50	1.2	0.33	12.0	11	23	13	14	21	7	32
Ibaka	22	10	2	2	2	6	20	19.3	5.2	1.0	0.83	1.3	1.67	11.3	11	18	10	10	16	6	26
Green	33	5	3	3	3	2	18	27.2	3.5	1.2	1.17	1.3	0.50	7.3	9	15	8	8	9	4	27
Powell	21	2	2	1	1	0	7	11.0	1.0	0.7	0.33	0.3	0.00	1.8	8	19	5	7	5	4	25
McCaw	7	0	1	0	0	0	3	3.1	0.0	0.5	0.00	0.0	0.00	0.8	6	8	3	4	5	5	18
Lin	1	0	0	0	0	0	0	0.9	0.0	0.0	0.00	0.0	0.00	0.0	9	16	8	9	6	7	21
Meeks	1	0	0	0	0	0	0	0.9	0.0	0.0	0.00	0.0	0.00	0.0	4	9	4	4	3	2	13
Miller	1	0	0	0	0	0	0	0.9	0.0	0.0	0.00	0.0	0.00	0.0	2	3	2	2	2	1	6
RAPTORS	240	49	30	12	16	10	123	240.0	41.0	23.0	8.17	12.8	4.83	111.5	45	102	33	43	55	34	130
WARRIORS	240	42	34	9	19	7	110	240.0	40.3	28.2	6.83	16.7	4.83	105.8	50	102	29T	38	63	34C	128



TORONTO vs. BROOKLYN

FIRST ROUND

AUGUST 17-23, 2020

TORONTO WINS 4-0



GAME	DATE	OPPONENT	RESULT	HIGH POINTS	HIGH REBOUNDS	HIGH ASSISTS	OPPONENT PTS.	ATTENDANCE
1	Aug 17	BROOKLYN	W 134-110	VanVleet- 30	Siakam- 11	VanVleet- 11	Luwawu-Cabarrot- 26	N/A
2	Aug 19	BROOKLYN	W 104-99	VanVleet- 24	Lowry- 9	VanVleet- 10	Temple- 21	N/A
3	Aug 21	@Brooklyn	W 117-92	Siakam- 26	Ibaka- 13	Lowry- 7	Johnson- 23	N/A
4	Aug 23	@Brooklyn	W 150-122	Powell- 29	Ibaka- 15	Siakam- 10	LeVert- 35	N/A

2020 PLAYOFF STATISTICS VS. BROOKLYN

PLAYER	G-GS	MIN	FG-FGA	PCT	3FG-FGA	PCT	FT-FTA	PCT	OFF	DEF	TOT	AST	PF-DQ	STL	TO	BLK	PTS	AVG
VanVleet	4-4	133	29-55	.527	19-34	.559	8-10	.800	0	16	16	31	10-0	5	5	2	85	21.3
Siakam	4-4	134	30-72	.417	6-21	.286	17-24	.708	6	25	31	19	8-0	4	7	1	83	20.8
Ibaka	4-0	94	31-49	.633	8-14	.571	7-7	1.000	11	30	41	8	13-0	1	3	4	77	19.3
Powell	4-0	96	26-43	.605	10-22	.455	8-10	.800	2	16	18	5	11-0	3	4	1	70	17.5
Lowry	4-4	119	14-38	.368	8-23	.348	14-17	.824	2	26	28	19	10-0	6	6	4	50	12.5
Davis	3-0	53	12-19	.632	7-12	.583	3-3	1.000	1	9	10	5	6-0	1	3	0	34	11.3
Anunoby	4-4	130	13-30	.433	4-13	.308	6-9	.667	7	15	22	7	10-0	4	4	6	36	9.0
Gasol	4-4	80	8-21	.381	3-1	.273	6-7	.857	3	15	18	14	9-0	0	9	2	25	6.3
Johnson	2-0	16	4-10	.400	2-5	.400	1-1	1.000	1	3	4	5	2-0	0	0	0	11	5.5
Thomas	4-0	43	7-10	.700	2-4	.500	0-0	---	0	4	4	5	2-0	1	0	1	16	4.0
H.-Jefferson	3-0	30	3-8	.375	0-1	.000	4-6	.667	4	3	7	2	4-0	2	1	1	10	3.3
Miller	1-0	5	1-3	.333	1-1	1.000	0-0	---	0	0	0	0	2-0	0	0	0	3	3.0
Boucher	3-0	18	1-4	.250	1-3	.333	0-0	---	0	5	5	1	3-0	0	1	0	3	1.0
Watson	2-0	9	1-2	.500	0-0	---	0-0	---	0	0	0	1	0-0	1	0	0	2	1.0
RAPTORS	4	960	180-364	.495	71-164	.433	74-94	.787	37	167	204	122	90-0	28	48	22	505	126.3
NETS	4	960	145-365	.397	62-184	.337	71-98	.724	37	140	177	103	85-1	20	58	18	423	105.8

SINGLE-GAME HIGHS

AVERAGE PER GAME

CAREER HIGHS

PLAYER	SINGLE-GAME HIGHS								AVERAGE PER GAME								CAREER HIGHS							
	MIN	REB	AST	ST	TO	BL	PTS	MIN	REB	AST	STL	TO	BLK	PTS	FG	FGA	FT	FTA	REB	AST	PTS			
VanVleet	43	5	11	2	2	1	30	33.2	4.0	7.8	1.25	1.3	0.50	21.3	11C	22T	5T	6	9	11C	30C			
Siakam	36	11	10	2	2	1	26	33.4	7.8	4.8	1.00	1.8	0.25	20.8	14	25	9T	10	13	10C	32			
Ibaka	26	15	3	1	2	2	27	23.5	10.3	2.0	0.25	0.8	1.00	19.3	12C	18	10	10	16	6	27C			
Powell	32	6	2	2	2	1	29	24.1	4.5	1.3	0.75	1.0	0.25	17.5	11C	19	8	9	6C	4	29C			
Lowry	38	10	7	3	4	1	21	29.9	7.0	4.8	1.50	1.5	1.00	12.5	14	27	12	14	11	12	36			
Davis	24	4	3	1	3	0	14	17.8	3.3	1.7	0.33	1.0	0.00	11.3	5C	10C	3C	3C	4C	3C	14C			
Anunoby	36	7	3	2	3	2	12	32.4	5.5	1.8	1.00	1.0	1.50	9.0	7	12	4	5	13	3T	20			
Gasol	21	5	6	0	4	2	13	19.9	4.5	3.5	0.00	2.3	0.50	6.3	11	23	13	14	21	7	32			
Johnson	12	2	4	0	0	0	9	8.1	2.0	2.5	0.00	0.0	0.00	5.5	4	8	2	2	8	4C	9T			
Thomas	25	2	3	1	0	1	12	10.7	1.0	1.3	0.25	0.0	0.25	4.0	5C	6T	0T	0T	4	3C	12C			
H.-Jefferson	12	3	2	1	1	1	6	10.0	2.3	0.7	0.67	0.3	0.33	3.3	9	13	10	13	4	3	21			
Miller	5	0	0	0	0	0	3	5.3	0.0	0.0	0.00	0.0	0.00	3.0	2	3T	2	2	2	1	6			
Boucher	10	3	1	0	1	0	3	6.1	1.7	0.3	0.00	0.3	0.00	1.0	2	5	0T	1	4	1C	5			
Watson	6	0	1	1	0	0	2	4.3	0.0	0.5	0.50	0.0	0.00	1.0	1C	1C	0C	0C	0C	1C	2C			
RAPTORS	240	57	39	9	16	6	150	240.0	51.0	30.5	7.00	12.0	5.50	126.3	56C	102	33	43	57C	39C	150C			
NETS	240	46	33	8	17	6	122	240.0	44.3	25.8	5.00	14.5	4.50	105.8	50	102	29	38	63	34	128			



TORONTO vs. BOSTON

EASTERN CONFERENCE SEMIFINALS

AUGUST 30 - SEPTEMBER 11, 2020

BOSTON WINS 4-3



GAME	DATE	OPPONENT	RESULT	HIGH POINTS	HIGH REBOUNDS	HIGH ASSISTS	OPPONENT PTS.	ATTENDANCE
1	Aug 30	BOSTON	L 112-94	Lowry- 17	Ibaka- 9	Lowry/VanVleet- 8	Tatum/Smart- 21	N/A
2	Sept 1	BOSTON	L 102-99	Anunoby- 20	Ibaka- 9	Lowry/VanVleet- 7	Tatum- 34	N/A
3	Sept 3	@Boston	W 104-103	Lowry- 31	Anunoby- 10	Lowry- 8	Walker- 29	N/A
4	Sept 5	@Boston	W 100-93	Siakam- 23	Lowry/Siakam- 11	Lowry- 7	Tatum- 24	N/A
5	Sept 7	BOSTON	L 111-89	VanVleet- 18	Anunoby- 7	Lowry/VanVleet- 5	Brown- 27	N/A
6	Sept 9	@Boston	W 125-122(2OT)	Lowry- 33	Anunoby- 13	VanVleet- 7	Brown- 31	N/A
7	Sept 11	BOSTON	L 92-87	VanVleet- 20	Siakam- 11	VanVleet- 6	Tatum- 29	N/A

2020 PLAYOFF STATISTICS VS. BOSTON

PLAYER	G-GS	MIN	FG-FGA	PCT	3FG-FGA	PCT	FT-FTA	PCT	OFF	DEF	TOT	AST	PF-DQ	STL	TO	BLK	PTS	AVG
Lowry	7-7	294	48-110	.436	15-49	.306	34-43	.791	6	38	44	45	30-1	13	22	4	145	20.7
VanVleet	7-7	297	47-135	.348	24-76	.316	13-15	.867	5	27	32	45	17-0	13	17	5	131	18.7
Siakam	7-7	285	42-110	.382	4-32	.125	16-22	.727	8	44	52	23	25-0	8	15	3	104	14.9
Ibaka	7-0	158	32-61	.525	15-31	.484	7-7	1.000	6	38	44	5	14-0	1	9	10	86	12.3
Anunoby	7-7	263	27-58	.466	13-28	.464	12-19	.632	19	35	54	6	17-0	7	12	7	79	11.3
Powell	7-0	177	25-61	.410	12-30	.400	15-19	.789	2	6	8	6	18-0	3	7	2	77	11.0
Gasol	7-7	148	17-43	.395	2-16	.125	5-8	.625	1	29	30	15	23-2	5	7	5	41	5.9
Davis	3-0	30	2-10	.200	1-7	.143	4-4	1.000	1	2	3	2	5-0	0	3	0	9	3.0
Thomas	6-0	42	6-11	.545	3-8	.375	0-0	---	1	9	10	2	4-0	0	1	0	15	2.5
H.-Jefferson	2-0	9	1-2	.500	0-0	---	2-2	1.000	1	2	3	1	1-0	0	0	0	4	2.0
Johnson	1-0	4	1-1	1.000	0-0	---	0-0	---	0	0	0	1	1-0	0	1	0	2	2.0
Boucher	4-0	24	2-7	.286	1-2	.500	0-1	.000	3	4	7	0	2-0	0	0	2	5	1.3
RAPTORS	7	1730	250-609	.411	90-279	.323	108-140	.771	53	234	287	151	157-3	50	96	38	698	99.7
CELTICS	7	1730	260-580	.448	87-259	.336	128-162	.790	50	280	330	156	138-1	48	110	37	735	105.0

SINGLE-GAME HIGHS

AVERAGE PER GAME

CAREER HIGHS

PLAYER	SINGLE-GAME HIGHS							AVERAGE PER GAME							CAREER HIGHS						
	MIN	REB	AST	ST	TO	BL	PTS	MIN	REB	AST	STL	TO	BLK	PTS	FG	FGA	FT	FTA	REB	AST	PTS
Lowry	53	11	8	4	5	2	33	42.0	6.3	6.4	1.86	3.1	0.57	20.7	14	27	12	14	11C	12	36
VanVleet	51	9	8	6	5	2	25	42.4	4.6	6.4	1.86	2.4	0.71	18.7	11	22T	5	6	9C	11	30
Siakam	54	11	6	3	5	1	23	40.7	7.4	3.3	1.14	2.1	0.43	14.9	14	25	9	10	13	10	32
Ibaka	27	9	2	1	3	3	18	22.5	6.3	0.7	0.14	1.3	1.43	12.3	12	18	10	10	16	6	27
Anunoby	50	13	3	3	4	2	20	37.6	7.7	0.9	1.00	1.7	1.00	11.3	7T	12T	4	5	13C	3T	20C
Powell	38	3	3	2	2	1	23	25.3	1.1	0.9	0.43	1.0	0.29	11.0	11	19	8C	9C	6	4	29
Gasol	26	6	5	1	3	2	10	21.2	4.3	2.1	0.71	1.0	0.71	5.9	11	23	13	14	21	7	32
Davis	13	2	1	0	2	0	7	10.1	1.0	0.7	0.00	1.0	0.00	3.0	5	10	3	3	4	3	14
Thomas	19	4	2	0	1	0	10	6.9	1.7	0.3	0.00	0.2	0.00	2.5	5	6T	0T	0T	4C	3	12
H.-Jefferson	7	3	1	0	0	0	4	4.3	1.5	0.5	0.00	0.0	0.00	2.0	9	13	10	13	4	3	21
Johnson	4	0	1	0	1	0	2	4.1	0.0	1.0	0.00	1.0	0.00	2.0	4	8	2	2	8	4	9
Boucher	12	4	0	0	0	2	3	6.1	1.8	0.0	0.00	0.0	0.50	1.3	2	5C	0T	1T	4C	1	5
RAPTORS	290	46	25	10	18	8	125	247.1	41.0	21.6	7.14	13.7	5.43	99.7	56	102	33	43	57	39	150
CELTICS	290	58	32	12	23	9	122	247.1	47.1	22.3	6.86	15.7	5.29	105.0	50	102	29	38	63	34	128



TORONTO vs. PHILADELPHIA

FIRST ROUND

APRIL 16-28, 2022

PHILADELPHIA WINS 4-2



GAME	DATE	OPPONENT	RESULT	HIGH POINTS	HIGH REBOUNDS	HIGH ASSISTS	OPPONENT PTS.	ATTENDANCE
1	Apr 16	@Philadelphia	L 131-111	Siakam- 24	Barnes- 10	Barnes- 8	Maxey- 38	20,610
2	Apr 18	@Philadelphia	L 112-97	Anunoby- 26	Siakam- 10	VanVleet- 7	Embiid- 31	20,974
3	Apr 20	PHILADELPHIA	L 104-101 (OT)	Anunoby- 26	Achiuwa/Boucher- 6	VanVleet- 9	Embiid- 33	19,800
4	Apr 23	PHILADELPHIA	W 110-102	Siakam- 34	Barnes- 11	Siakam/Young- 5	Harden- 22	19,800
5	Apr 25	@Philadelphia	W 103-88	Siakam- 23	Siakam- 10	Siakam- 7	Embiid- 20	20,517
6	Apr 28	PHILADELPHIA	L 132-97	Boucher- 25	Boucher- 10	Siakam- 7	Embiid- 33	19,800

2022 PLAYOFF STATISTICS VS. PHILADELPHIA

PLAYER	G-GS	MIN	FG-FGA	PCT	3FG-FGA	PCT	FT-FTA	PCT	OFF	DEF	TOT	AST	PF-DQ	STL	TO	BLK	PTS	AVG
Siakam	6-6	260	51-107	.477	4-17	.235	31-36	.861	8	35	43	35	24-1	7	13	6	137	22.8
Anunoby	6-6	217	39-82	.476	14-41	.341	12-16	.750	7	17	24	15	18-0	6	10	1	104	17.3
Trent	6-6	199	31-82	.378	13-39	.333	17-19	.895	1	9	10	8	11-0	6	3	3	92	15.3
VanVleet	4-4	140	19-54	.352	12-36	.333	5-6	.833	2	10	12	25	12-1	7	4	4	55	13.8
Barnes	4-3	133	18-42	.429	2-12	.167	13-16	.813	7	29	36	17	12-0	4	5	1	51	12.8
Boucher	6-0	130	26-42	.619	6-15	.400	9-10	.900	12	23	35	1	13-1	1	2	7	67	11.2
Achiuwa	6-1	167	25-52	.481	5-16	.313	6-10	.600	8	21	29	6	14-0	1	9	5	61	10.2
Young	6-0	87	9-18	.500	1-7	.143	1-4	.250	7	11	18	10	8-0	5	3	1	20	3.3
Birch	6-4	63	8-16	.500	2-4	.500	0-0	---	4	5	9	3	13-0	1	3	1	18	3.0
Bonga	1-0	3	0-0	---	0-0	---	2-2	1.000	0	1	1	0	1-0	0	0	0	2	2.0
Banton	4-0	8	2-2	1.000	0-0	---	3-6	.500	2	0	2	1	0-0	1	1	0	7	1.8
Watanabe	4-0	10	2-6	.333	0-1	.000	0-0	---	0	0	0	0	0-0	0	1	0	4	1.0
Mykhailiuk	3-0	5	0-2	.000	0-2	.000	1-1	1.000	0	1	1	0	1-0	0	0	0	1	0.3
Brooks	4-0	8	0-4	.000	0-4	.000	0-0	---	0	2	2	0	0-0	0	0	0	0	0.0
Flynn	6-0	36	0-7	.000	0-3	.000	0-0	---	2	1	3	3	6-0	1	1	0	0	0.0
RAPTORS	6	1465	230-516	.446	59-197	.299	100-126	.794	60	165	225	124	133-3	40	60	29	619	103.2
76ERS	6	1465	229-469	.488	82-201	.408	129-152	.849	50	201	251	144	122-2	31	87	29	669	111.5

PLAYER	SINGLE-GAME HIGHS							AVERAGE PER GAME							CAREER HIGHS						
	MIN	REB	AST	ST	TO	BL	PTS	MIN	REB	AST	STL	TO	BLK	PTS	FG	FGA	FT	FTA	REB	AST	PTS
Siakam	48	10	7	3	3	3	34	43.4	7.2	5.8	1.17	2.2	1.00	22.8	14	25	13C	15C	13	10	34C
Anunoby	46	7	4	2	3	1	26	36.1	4.0	2.5	1.00	1.7	0.17	17.3	10C	18C	6C	9C	13	4C	26C
Trent	45	3	3	2	1	1	24	33.2	1.7	1.3	1.00	0.5	0.50	15.3	9C	20C	5C	5C	4	3C	24C
VanVleet	45	5	9	3	4	2	20	35.0	3.0	6.3	1.75	1.0	1.00	13.8	11	23C	5	6	9	11	30
Barnes	41	11	8	3	2	1	18	33.2	9.0	4.3	1.00	1.3	0.25	12.8	8C	20C	7C	9C	11C	8C	18C
Boucher	32	10	1	1	1	2	25	21.6	5.8	0.2	0.17	0.3	1.17	11.2	8C	13C	9C	10C	10C	1T	25C
Achiuwa	36	7	3	1	4	3	20	27.8	4.8	1.0	0.17	1.5	0.83	10.2	9C	11C	2C	4	7C	3C	20C
Young	30	7	5	3	1	1	13	14.5	3.0	1.7	0.83	0.5	0.17	3.3	10	20	4	6	16	6	22
Birch	19	3	1	1	1	1	7	10.5	1.5	0.5	0.17	0.5	0.17	3.0	4	7	3	3	11	4	9
Bonga	3	1	0	0	0	0	2	2.8	1.0	0.0	0.00	0.0	0.00	2.0	0T	3	2C	2C	1C	0T	2C
Banton	3	2	1	1	1	0	3	1.9	0.5	0.3	0.25	0.3	0.00	1.8	1C	1C	1C	3C	2C	1C	3C
Watanabe	5	0	0	0	1	0	2	2.6	0.0	0.0	0.00	0.3	0.00	1.0	1C	2C	0C	0C	0C	0C	2C
Mykhailiuk	2	1	0	0	0	0	1	1.6	0.3	0.0	0.00	0.0	0.00	0.3	0C	1C	1C	1C	1C	0C	1C
Brooks	3	2	0	0	0	0	0	1.9	0.5	0.0	0.00	0.0	0.00	0.0	0C	3C	0C	0C	2C	0C	0C
Flynn	21	1	2	1	1	0	0	6.1	0.5	0.5	0.17	0.2	0.00	0.0	0C	4C	0C	0C	1C	2C	0C
RAPTORS	265	46	27	9	11	8	111	244.2	37.5	20.7	6.67	10.0	4.83	103.2	56	102	33	43	57	39	150
76ERS	265	47	32	7	24	12	132	244.2	41.8	24.0	5.17	14.5	4.83	111.5	50	102	29T	38	63	34	132C



PLAYOFF ATTENDANCE RECORDS

HOME PLAYOFF ATTENDANCE SUMMARY

SEASON	GAMES	HOME ATT.	HOME AVERAGE	SELL-OUTS
1999-00	1	19,996	19,996	1
2000-01	5	101,785	20,357	5
2001-02	2	40,250	20,125	2
2006-07	3	61,080	20,360	3
2007-08	2	40,439	20,220	2
2013-14	4	81,032	20,258	4
2014-15	2	39,600	19,800	2
2015-16	11	222,366	20,215	11
2016-17	5	101,152	20,230	5
2017-18	5	100,247	20,049	5
2018-19	13	261,284	20,099	13
2019-20*	6	N/A	N/A	N/A
2021-22	3	59,400	19,800	3
TOTALS	62	1,128,631	20,154	56

ROAD PLAYOFF ATTENDANCE SUMMARY

SEASON	GAMES	ROAD ATT.	ROAD AVERAGE	SELL-OUTS
1999-00	2	39,526	19,763	2
2000-01	7	142,838	20,405	7
2001-02	3	66,228	22,076	3
2006-07	3	54,421	18,140	1
2007-08	3	52,557	17,519	3
2013-14	3	53,196	17,732	3
2014-15	2	40,712	20,356	2
2015-16	9	175,213	19,468	9
2016-17	5	97,215	19,455	5
2017-18	5	102,192	20,438	5
2018-19	11	211,363	19,215	11
2019-20*	5	N/A	N/A	N/A
2021-22	3	62,101	20,700	3
TOTALS	61	1,097,562	19,599	54

* - Games played in Orlando, Florida due to COVID-19

LARGEST HOME ATTENDANCE (PLAYOFFS)

TOTAL	DATE	OPPONENT	ROUND	GAME
20,917	May 12, 2019	vs. Philadelphia	Second	7
20,906	May 5, 2016	vs. Miami	Second	2
20,669	May 1, 2016	vs. Indiana	First	7
20,605	May 27, 2016	vs. Cleveland	Third	6
20,511	May 1, 2007	vs. New Jersey	First	5

LARGEST ROAD ATTENDANCE (PLAYOFFS)

TOTAL	DATE	OPPONENT	ROUND	GAME
22,076	May 2, 2002	at Detroit	First	5
22,076	April 24, 2002	at Detroit	First	2
22,076	April 21, 2002	at Detroit	First	1
20,974	April 18, 2022	at Philadelphia	First	2
20,939	May 16, 2001	at Philadelphia	Second	5

PLAYOFF QUARTER STATISTICS



2000 NBA PLAYOFFS

DATE	OPP	W/L	SCORE		1ST Q		2ND Q		3RD Q		4TH Q		1ST OT		2ND OT		1ST H		2ND H	
			TOR	OPP +/-	TOR	OPP +/-	TOR	OPP +/-	TOR	OPP +/-	TOR	OPP +/-	TOR	OPP +/-	TOR	OPP +/-	TOR	OPP +/-	TOR	OPP +/-
4/23/2000	@NYK	L	88	92 -4	12	27 -15	25	19 6	25	25 0	26	21 5					37	46 -9	51	46 5
4/26/2000	@NYK	L	83	84 -1	26	15 11	15	19 -4	26	21 5	16	29 -13					41	34 7	42	50 -8
4/30/2000	NYK	L	80	87 -7	20	21 -1	25	25 0	18	15 3	17	26 -9					45	46 -1	35	41 -6
TOTAL:			251	263 -12	58	63 -5	65	63 2	69	61 8	59	76 -17					123	126 -3	128	137 -9
AVERAGE:			83.7	87.7	19.3	21.0	21.7	21.0	23.0	20.3	19.7	25.3					41.0	42.0	42.7	45.7

2001 NBA PLAYOFFS

DATE	OPP	W/L	SCORE		1ST Q		2ND Q		3RD Q		4TH Q		1ST OT		2ND OT		1ST H		2ND H	
			TOR	OPP +/-	TOR	OPP +/-	TOR	OPP +/-	TOR	OPP +/-	TOR	OPP +/-	TOR	OPP +/-	TOR	OPP +/-	TOR	OPP +/-	TOR	OPP +/-
4/22/2001	@NYK	L	85	92 -7	18	22 -4	26	19 7	21	25 -4	20	26 -6					44	41 3	41	51 -10
4/26/2001	@NYK	W	94	74 20	20	16 4	19	19 0	27	17 10	28	22 6					39	35 4	55	39 16
4/29/2001	NYK	L	89	97 -8	16	20 -4	25	25 0	26	23 3	22	29 -7					41	45 -4	48	52 -4
5/02/2001	NYK	W	100	93 7	26	22 4	18	19 -1	26	23 3	30	29 1					44	41 3	56	52 4
5/04/2001	@NYK	W	93	89 4	25	24 1	24	19 5	21	16 5	23	30 -7					49	43 6	44	46 -2
5/06/2001	@PHI	W	96	93 3	21	17 4	26	20 6	26	24 2	23	32 -9					47	37 10	49	56 -7
5/09/2001	@PHI	L	92	97 -5	31	21 10	16	28 -12	24	24 0	21	24 -3					47	49 -2	45	48 -3
5/11/2001	PHI	W	102	78 24	23	23 0	35	18 17	17	20 -3	27	17 10					35	41 -6	44	37 7
5/13/2001	PHI	L	79	84 -5	18	26 -8	18	23 -5	25	21 4	18	14 4					36	49 -13	43	35 8
5/16/2001	@PHI	L	88	121 -33	12	33 -21	28	29 -1	27	31 -4	21	28 -7					40	62 -22	48	59 -11
5/18/2001	PHI	W	101	89 12	27	17 10	27	22 5	16	29 -13	31	21 10					54	39 15	47	50 -3
5/20/2001	@PHI	L	87	88 -1	21	31 -10	21	19 2	24	19 5	21	19 2					42	50 -8	45	38 7
TOTAL:			1106	1095 11	235	272 -37	283	260 23	280	272 8	285	291 -6					518	532 -14	565	563 2
AVERAGE:			92.2	91.3	21.4	22.7	23.6	21.7	23.3	22.7	23.8	24.3					43.2	44.3	47.1	46.9

2002 NBA PLAYOFFS

DATE	OPP	W/L	SCORE		1ST Q		2ND Q		3RD Q		4TH Q		1ST OT		2ND OT		1ST H		2ND H	
			TOR	OPP +/-	TOR	OPP +/-	TOR	OPP +/-	TOR	OPP +/-	TOR	OPP +/-	TOR	OPP +/-	TOR	OPP +/-	TOR	OPP +/-	TOR	OPP +/-
4/21/2002	@DET	L	63	85 -22	9	16 -7	25	26 -1	11	23 -12	18	20 -2					34	42 -8	29	43 -14
4/24/2002	@DET	L	91	96 -5	30	27 3	19	19 0	18	26 -8	24	24 0					49	46 3	42	50 -8
4/27/2002	DET	W	94	84 10	26	17 9	25	23 2	28	27 1	15	17 -2					51	40 11	43	44 -1
4/29/2002	DET	W	89	83 6	21	21 0	25	15 10	20	25 -5	23	22 1					46	36 10	43	47 -4
5/02/2002	@DET	L	82	85 -3	26	21 5	22	25 -3	11	17 -6	23	22 1					48	46 2	34	39 -5
TOTAL:			419	433 -14	112	102 10	116	108 8	88	118 -30	103	105 -2					228	210 18	191	223 -32
AVERAGE:			83.8	86.6	22.4	20.4	23.2	21.6	17.6	23.6	20.6	21.0					45.6	42.0	38.2	44.6

2007 NBA PLAYOFFS

DATE	OPP	W/L	SCORE		1ST Q		2ND Q		3RD Q		4TH Q		1ST OT		2ND OT		1ST H		2ND H	
			TOR	OPP +/-	TOR	OPP +/-	TOR	OPP +/-	TOR	OPP +/-	TOR	OPP +/-	TOR	OPP +/-	TOR	OPP +/-	TOR	OPP +/-	TOR	OPP +/-
4/21/2007	NJN	L	91	96 -5	22	23 -1	19	28 -9	24	27 -3	26	18 8					41	51 -10	50	45 5
4/24/2007	NJN	W	89	83 6	14	12 2	19	24 -5	25	27 -2	31	20 11					33	36 -3	56	47 9
4/27/2007	@NJN	L	89	102 -13	19	31 -12	20	27 -7	29	21 8	21	23 -2					39	58 -19	50	44 6
4/29/2007	@NJN	L	81	102 -21	15	32 -17	22	24 -2	19	30 -11	25	16 9					37	56 -19	44	46 -2
5/01/2007	NJN	W	98	96 2	33	13 20	26	29 -3	20	25 -5	19	29 -10					59	42 17	39	54 -15
5/04/2007	@NJN	L	97	98 -1	21	21 0	25	22 3	22	32 -10	29	23 6					46	43 3	51	55 -4
TOTAL:			545	577 -32	124	132 -8	131	154 -23	139	162 -23	151	129 22					255	286 -31	290	291 -1
AVERAGE:			90.8	96.2	20.7	22.0	21.8	25.7	23.2	27.0	25.2	21.5					42.5	47.7	48.3	48.5

2008 NBA PLAYOFFS

DATE	OPP	W/L	SCORE		1ST Q		2ND Q		3RD Q		4TH Q		1ST OT		2ND OT		1ST H		2ND H	
			TOR	OPP +/-	TOR	OPP +/-	TOR	OPP +/-	TOR	OPP +/-	TOR	OPP +/-	TOR	OPP +/-	TOR	OPP +/-	TOR	OPP +/-	TOR	OPP +/-
4/20/2008	@ORL	L	100	114 -14	23	43 -20	24	17 7	28	25 3	25	29 -4					47	60 -13	53	54 -1
4/22/2008	@ORL	L	103	104 -1	18	35 -17	39	24 15	21	24 -3	25	21 4					57	59 -2	46	45 1
4/24/2008	ORL	W	108	94 14	28	20 8	33	20 13	19	29 -10	28	25 3					61	40 21	47	54 -7
4/26/2008	ORL	L	94	106 -12	26	31 -5	27	17 10	21	25 -4	20	33 -13					53	48 5	41	58 -17
4/28/2008	@ORL	L	92	102 -10	26	22 4	24	27 -3	25	18 7	28	24 4					50	49 1	53	42 11
TOTAL:			497	520 -23	121	151 -30	147	105 42	114	121 -7	126	132 -6					268	256 12	240	253 -13
AVERAGE:			99.4	104.0	24.2	30.2	29.4	21.0	22.8	24.2	25.2	26.4					53.6	51.2	48.0	50.6



PLAYOFF QUARTER STATISTICS

2014 NBA PLAYOFFS

DATE	OPP	W/L	SCORE		1ST Q		2ND Q		3RD Q		4TH Q		1ST OT		2ND OT		1ST H		2ND H	
			TOR	OPP +/-	TOR	OPP +/-	TOR	OPP +/-	TOR	OPP +/-	TOR	OPP +/-	TOR	OPP +/-	TOR	OPP +/-	TOR	OPP +/-	TOR	OPP +/-
4/19/2014	BKN	L	87	94 -7	21	29 -8	25	21 4	16	17 -1	25	27 -2					46	50 -4	41	44 -3
4/22/2014	BKN	W	100	95 5	21	19 2	24	20 4	19	27 -8	36	29 7					45	39 6	55	56 -1
4/25/2014	@BKN	L	98	102 -4	23	19 4	22	30 -8	21	28 -7	32	25 7					45	49 -4	53	53 0
4/27/2014	@BKN	W	87	79 8	35	22 13	16	22 -6	16	23 -7	20	12 8					51	44 7	36	35 1
4/30/2014	BKN	W	115	113 2	28	25 3	34	19 15	29	25 4	24	44 -20					62	44 18	53	69 -16
5/02/2014	@BKN	L	83	97 -14	19	34 -15	22	26 -4	18	19 -1	24	18 6					41	60 -19	42	37 5
5/04/2014	BKN	L	103	104 -1	28	26 2	25	35 -10	20	20 0	30	23 7					53	61 -8	50	43 7
TOTAL:			673	684 -11	175	174 1	168	173 -5	139	159 -20	191	178 13					343	347 -4	330	337 -7
AVERAGE:			96.1	97.7	25.0	24.9	24.0	24.7	19.9	22.7	27.3	25.4					49.0	49.6	47.1	48.1

2015 NBA PLAYOFFS

DATE	OPP	W/L	SCORE		1ST Q		2ND Q		3RD Q		4TH Q		1ST OT		2ND OT		1ST H		2ND H	
			TOR	OPP +/-	TOR	OPP +/-	TOR	OPP +/-	TOR	OPP +/-	TOR	OPP +/-	TOR	OPP +/-	TOR	OPP +/-	TOR	OPP +/-	TOR	OPP +/-
4/18/2015	WAS	L(OT)	86	93 -7	23	19 4	19	27 -8	14	19 -5	26	17 9	4	11 -7			42	46 -4	44	47 -3
4/21/2015	WAS	L	106	117 -11	31	26 5	18	34 -16	26	37 -11	31	20 11					49	60 -11	57	57 0
4/24/2015	@WAS	L	99	106 -7	35	33 2	13	21 -8	22	18 4	29	34 -5					48	54 -6	51	52 -1
4/26/2015	@WAS	L	94	125 -31	22	36 -14	28	30 -2	20	36 -16	24	23 1					50	66 -16	44	59 -15
TOTAL:			385	441 -56	111	114 -3	78	112 -34	82	110 -28	110	94 16	4	11			189	226 -37	196	215 -19
AVERAGE:			96.3	110.3	27.8	28.5	19.5	28.0	20.5	27.5	27.5	23.5	4.0	11.0			47.3	56.5	49.0	53.8

2016 NBA PLAYOFFS

DATE	OPP	W/L	SCORE		1ST Q		2ND Q		3RD Q		4TH Q		1ST OT		2ND OT		1ST H		2ND H	
			TOR	OPP +/-	TOR	OPP +/-	TOR	OPP +/-	TOR	OPP +/-	TOR	OPP +/-	TOR	OPP +/-	TOR	OPP +/-	TOR	OPP +/-	TOR	OPP +/-
4/16/2016	IND	L	90	100 -10	24	19 5	21	24 -3	22	27 -5	23	30 -7					45	43 2	45	57 -12
4/18/2016	IND	W	98	87 11	27	16 11	26	32 -6	21	18 3	24	21 3					53	48 5	45	39 6
4/21/2016	@IND	W	101	85 16	24	17 7	29	19 10	18	23 -5	30	26 4					53	36 17	48	49 -1
4/23/2016	@IND	L	83	100 -17	16	28 -12	26	29 -3	16	16 0	25	27 -2					42	57 -15	41	43 -2
4/26/2016	IND	W	102	99 3	20	35 -15	32	26 6	25	29 -4	25	9 16					52	61 -9	50	38 12
4/29/2016	@IND	L	83	101 -18	22	20 2	22	20 2	20	31 -11	19	30 -11					44	40 4	39	61 -22
5/01/2016	IND	W	89	84 5	28	23 5	22	21 1	28	20 8	11	20 -9					50	44 6	39	40 -1
5/03/2016	MIA	L(OT)	96	102 -6	18	18 0	25	23 2	20	27 -7	27	22 5	6	12 -6			43	41 2	53	61 -8
5/05/2016	MIA	W(OT)	96	92 4	29	19 10	19	22 -3	15	24 -9	23	21 2	10	6 4			48	41 7	48	51 -3
5/07/2016	@MIA	W	95	91 4	23	19 4	26	21 5	19	28 -9	27	23 4					49	40 9	46	51 -5
5/09/2016	@MIA	L(OT)	87	94 -7	21	25 -4	14	19 -5	27	16 11	21	23 -2	4	11 -7			35	44 -9	52	50 2
5/11/2016	MIA	W	99	91 8	28	18 10	27	27 0	20	17 3	24	29 -5					55	45 10	44	46 -2
5/13/2016	@MIA	L	91	103 -12	20	21 -1	24	32 -8	28	29 -1	19	21 -2					44	53 -9	47	50 -3
5/15/2016	MIA	W	116	89 27	25	24 1	28	23 5	33	31 2	30	11 19					53	47 6	63	42 21
5/17/2016	@CLE	L	84	115 -31	28	33 -5	16	33 -17	23	29 -6	17	20 -3					44	66 -22	40	49 -9
5/19/2016	@CLE	L	89	108 -19	28	30 -2	20	32 -12	21	24 -3	20	22 -2					48	62 -14	41	46 -5
5/21/2016	CLE	W	99	84 15	27	24 3	33	23 10	20	23 -3	19	14 5					60	47 13	39	37 2
5/23/2016	CLE	W	105	99 6	27	24 3	30	17 13	21	28 -7	27	30 -3					57	41 16	48	58 -10
5/25/2016	@CLE	L	78	116 -38	19	37 -18	15	28 -13	26	35 -9	18	16 2					34	65 -31	44	51 -7
5/27/2016	CLE	L	87	113 -26	25	31 -6	16	24 -8	33	31 2	13	27 -14					41	55 -14	46	58 -12
TOTAL:			1868	1953 -85	479	481 -2	471	495 -24	456	506 -50	442	442 0	20	29			950	976 -26	918	977 -59
AVERAGE:			93.4	97.7	23.1	21.4	24.8	23.7	20.4	24.3	23.4	22.9					47.9	45.1	45.4	49.0

PLAYOFF QUARTER STATISTICS



2017 NBA PLAYOFFS

DATE	OPP	W/L	SCORE		1ST Q		2ND Q		3RD Q		4TH Q		1ST OT		2ND OT		1ST H		2ND H	
			TOR	OPP +/-	TOR	OPP +/-	TOR	OPP +/-	TOR	OPP +/-	TOR	OPP +/-	TOR	OPP +/-	TOR	OPP +/-	TOR	OPP +/-	TOR	OPP +/-
4/15/2017	MIL	L	83	97 -14	22	30 -8	29	16 13	19	29 -10	13	22 -9					51	46 5	32	51 -19
4/18/2017	MIL	W	106	100 6	28	25 3	27	27 0	29	31 -2	22	17 5					55	52 3	51	48 3
4/20/2017	@MIL	L	77	104 -27	12	32 -20	18	25 -7	16	21 -5	31	26 5					30	57 -27	47	47 0
4/22/2017	@MIL	W	87	76 11	19	19 0	22	22 0	23	17 6	23	18 5					41	41 0	46	35 11
4/24/2017	MIL	W	118	93 25	31	20 11	26	28 -2	33	25 8	28	20 8					57	48 9	61	45 16
4/27/2017	@MIL	W	92	89 3	28	24 4	23	14 9	23	23 0	18	28 -10					51	38 13	41	51 -10
5/01/2017	@CLE	L	105	116 -11	18	30 -12	30	32 -2	26	34 -8	31	20 11					48	62 -14	57	54 3
5/03/2017	@CLE	L	103	125 -22	22	34 -12	26	28 -2	25	37 -12	30	26 4					48	62 -14	55	63 -8
5/05/2017	CLE	L	94	115 -21	24	28 -4	28	21 7	25	30 -5	17	36 -19					52	49 3	42	66 -24
5/07/2017	CLE	L	102	109 -7	28	28 0	21	33 -12	31	24 7	22	24 -2					49	61 -12	53	48 5
TOTAL:			967	1024 -57	232	270 -38	250	246 4	250	271 -21	235	237 -2					482	516 -34	485	508 -2
AVERAGE:			96.7	102.4	23.2	27.0	25.0	24.6	25.0	27.1	23.5	23.7					48.2	51.6	48.5	50.8

2018 NBA PLAYOFFS

DATE	OPP	W/L	SCORE		1ST Q		2ND Q		3RD Q		4TH Q		1ST OT		2ND OT		1ST H		2ND H	
			TOR	OPP +/-	TOR	OPP +/-	TOR	OPP +/-	TOR	OPP +/-	TOR	OPP +/-	TOR	OPP +/-	TOR	OPP +/-	TOR	OPP +/-	TOR	OPP +/-
4/14/2018	WAS	W	114	106 8	28	23 5	27	36 -9	31	26 5	28	21 7					55	59 -4	59	47 12
4/17/2018	WAS	W	130	119 11	44	27 17	32	31 1	24	32 -8	30	29 1					76	58 18	54	61 -7
4/20/2018	@WAS	L	103	122 -19	29	30 -1	32	39 -7	21	32 -11	21	21 0					61	69 -8	42	53 -11
4/22/2018	@WAS	L	98	106 -8	30	22 8	21	18 3	29	40 -11	18	26 -8					51	40 11	47	66 -19
4/25/2018	WAS	W	108	98 10	23	24 -1	25	23 2	31	31 0	29	20 9					48	47 1	60	51 9
4/27/2018	@WAS	W	102	92 10	20	30 -10	30	23 7	23	25 -2	29	14 15					50	53 -3	52	39 13
5/01/2018	CLE	L (OT)	112	113 -1	33	19 14	27	38 -11	27	25 2	18	23 -5	7	8 -1			60	57 3	52	56 -4
5/03/2018	CLE	L	110	128 -18	29	26 3	34	35 -1	24	37 -13	23	30 -7					63	61 2	47	67 -20
5/05/2018	@CLE	L	103	105 -2	19	24 -5	21	31 -10	25	24 1	38	26 12					40	55 -15	63	50 13
5/07/2018	@CLE	L	93	128 -35	26	30 -4	21	33 -12	25	37 -12	21	28 -7					47	63 -16	46	65 -19
TOTAL:			1073	1117 -44	281	255 26	270	307 -37	260	309 -49	255	238 17	7	8 -1			551	562 -11	522	555 -33
AVERAGE:			107.3	111.7	28.1	25.5	27.0	30.7	26.0	30.9	25.5	23.8					55.1	56.2	52.2	55.5

2019 NBA PLAYOFFS

DATE	OPP	W/L	SCORE		1ST Q		2ND Q		3RD Q		4TH Q		1ST OT		2ND OT		1ST H		2ND H	
			TOR	OPP +/-	TOR	OPP +/-	TOR	OPP +/-	TOR	OPP +/-	TOR	OPP +/-	TOR	OPP +/-	TOR	OPP +/-	TOR	OPP +/-	TOR	OPP +/-
4/13/2019	ORL	L	101	104 -3	30	25 5	19	32 -13	27	18 9	25	29 -4					49	57 -8	52	47 5
4/16/2019	ORL	W	111	82 29	26	18 8	25	21 4	39	27 12	21	16 5					51	39 12	60	43 17
4/19/2019	@ORL	W	98	93 5	26	21 5	22	24 -2	28	20 8	22	28 -6					48	45 3	50	48 2
4/21/2019	@ORL	W	107	85 22	28	26 2	30	16 14	24	28 -4	25	15 10					58	42 16	49	43 6
4/23/2019	ORL	W	115	96 19	35	19 16	32	28 4	32	23 9	16	26 -10					67	47 20	48	49 -1
4/27/2019	PHI	W	108	95 13	39	31 8	22	21 1	31	29 2	16	14 2					61	52 9	47	43 4
4/29/2019	PHI	L	89	94 -5	17	26 -9	21	25 -4	25	18 7	26	25 1					38	51 -13	51	43 8
5/02/2019	@PHI	L	95	116 -21	29	32 -3	24	32 -8	28	25 3	14	27 -13					53	64 -11	42	52 -10
5/05/2019	@PHI	W	101	96 5	24	21 3	23	24 -1	28	30 -2	26	21 5					47	45 2	54	51 3
5/07/2019	PHI	W	125	89 36	27	26 1	37	17 20	28	27 1	33	19 14					64	43 21	61	46 15
5/09/2019	@PHI	L	101	112 -11	21	29 -8	22	29 -7	24	29 -5	34	25 9					43	58 -15	58	54 4
5/12/2019	PHI	W	92	90 2	18	13 5	26	27 -1	23	24 -1	25	26 -1					44	40 4	48	50 -2
5/15/2019	@MIL	L	100	108 -8	34	23 11	25	28 -3	24	25 -1	17	32 -15					59	51 8	41	57 -16
5/17/2019	@MIL	L	103	125 -22	21	35 -14	18	29 -11	39	31 8	25	30 -5					39	64 -25	64	61 3
5/19/2019	MIL	W (2OT)	118	112 6	30	21 9	28	30 -2	19	24 -5	19	21 -2	7	7 0	15	9 6	58	51 7	60	61 -1
5/21/2019	MIL	W	120	102 18	32	31 1	33	24 9	29	26 3	26	21 5					65	55 10	55	47 8
5/23/2019	@MIL	W	105	99 6	22	32 -10	24	17 7	26	26 0	33	24 9					46	49 -3	59	50 9
5/25/2019	MIL	W	100	94 6	18	31 -13	25	19 6	28	26 2	29	18 11					43	50 -7	57	44 13
5/30/2019	GSW	W	118	109 9	25	21 4	34	28 6	29	32 -3	30	28 2					59	49 10	59	60 -1
6/02/2019	GSW	L	104	109 -5	27	26 1	32	28 4	21	34 -13	24	21 3					59	54 5	45	55 -10
6/05/2019	@GSW	W	123	109 14	36	29 7	24	23 1	36	31 5	27	26 1					60	52 8	63	57 6
6/07/2019	@GSW	W	105	92 13	17	23 -6	25	23 2	37	21 16	26	25 1					42	46 -4	63	46 17
6/10/2019	GSW	L	105	106 -1	28	34 -6	28	28 0	22	22 0	27	22 5					56	62 -6	49	44 5
6/13/2019	@GSW	W	114	110 4	33	32 1	27	25 2	26	31 -5	28	22 6					60	57 3	54	53 1
TOTAL:			2558	2427 131	643	625 18	626	598 28	673	627 46	594	561 33	7	7	15	9	1269	1223 46	1289	1204 85
AVERAGE:			106.6	101.1	26.8	26.0	26.1	24.9	28.0	26.1	24.8	23.4	7.0	7.0	15.0	9.0	52.9	51.0	53.7	50.2



PLAYOFF QUARTER STATISTICS

2020 NBA PLAYOFFS

DATE	OPP	W/L	SCORE			1ST Q			2ND Q			3RD Q			4TH Q			1ST OT			2ND OT			1ST H			2ND H		
			TOR	OPP	+/-	TOR	OPP	+/-	TOR	OPP	+/-	TOR	OPP	+/-	TOR	OPP	+/-	TOR	OPP	+/-	TOR	OPP	+/-	TOR	OPP	+/-	TOR	OPP	+/-
8/17/2020	BKN	W	134	110	24	37	20	17	36	31	5	22	35	-13	39	24	15							73	51	22	61	59	2
8/19/2020	BKN	W	104	99	5	29	33	-4	21	20	1	24	27	-3	30	19	11							50	53	-3	54	46	8
8/21/2020	@BKN	W	117	92	25	24	17	7	33	25	8	27	26	1	33	24	9							57	42	15	60	50	10
8/23/2020	@BKN	W	150	122	28	39	32	7	38	36	2	39	19	20	34	35	-1							77	68	9	73	54	19
8/30/2020	BOS	L	94	112	-18	23	39	-16	19	20	-1	31	29	2	21	24	-3							42	59	-17	52	53	-1
9/01/2020	BOS	L	99	102	-3	28	28	0	20	22	-2	30	20	10	21	32	-11							48	50	-2	51	52	-1
9/03/2020	@BOS	W	104	103	1	28	33	-5	19	24	-5	29	23	6	28	23	5							47	57	-10	57	46	11
9/05/2020	@BOS	W	100	93	7	31	27	4	18	22	-4	32	24	8	19	20	-1							49	49	0	51	44	7
9/07/2020	BOS	L	89	111	-22	11	25	-14	24	37	-13	28	25	3	26	24	2							35	62	-27	54	49	5
9/09/2020	@BOS W (2OT)		125	122	3	21	25	-4	27	27	0	33	25	8	17	21	-4	8	8	0	19	16	3	48	52	-4	50	46	4
9/11/2020	BOS	L	87	92	-5	27	26	1	19	24	-5	25	22	3	16	20	-4							46	50	-4	41	42	-1
TOTAL:			1203	1158	45	298	305	-7	274	288	-14	320	275	45	284	266	18	8	8		19	16		572	593	-21	604	541	63
AVERAGE:			109.4	105.3		27.1	27.7		24.9	26.2		29.1	25.0		25.8	24.2							52.0	53.9		54.9	49.2		

2022 NBA PLAYOFFS

DATE	OPP	W/L	SCORE			1ST Q			2ND Q			3RD Q			4TH Q			1ST OT			2ND OT			1ST H			2ND H			
			TOR	OPP	+/-	TOR	OPP	+/-	TOR	OPP	+/-	TOR	OPP	+/-	TOR	OPP	+/-	TOR	OPP	+/-	TOR	OPP	+/-	TOR	OPP	+/-	TOR	OPP	+/-	
4/16/2022	@PHI	L	111	131	-20	27	35	-8	24	34	-10	37	38	-1	23	24	-1							51	69	-18	60	62	-2	
4/18/2022	@PHI	L	97	112	-15	33	32	1	19	35	-16	19	28	-9	26	17	9								52	67	-15	45	45	0
4/20/2022	PHI	L (OT)	101	104	-3	29	19	10	27	27	0	19	28	-9	20	21	-1	6	9	-3					56	46	10	39	49	-10
4/23/2022	PHI	W	110	102	8	24	24	0	30	25	5	26	28	-2	30	25	5								54	49	5	56	53	3
4/25/2022	@PHI	W	103	88	15	29	27	2	25	14	11	21	25	-4	28	22	6								54	41	13	49	47	2
4/28/2022	PHI	L	97	132	-35	29	34	-5	32	28	4	17	37	-20	19	33	-14								61	62	-1	36	70	-34
TOTAL:			619	669	-50	171	171	0	157	163	-6	139	184	-45	146	142	4	6	9					328	334	-6	285	326	-41	
AVERAGE:			103.2	111.5		28.5	28.5		26.2	27.2		23.2	30.7		24.3	23.7							54.7	55.7		47.5	54.3			



Prior to tip-off in Game 5 of the 2019 Eastern Conference Semifinals vs. Philadelphia.

PLAYOFF GAME-BY-GAME STATISTICS (RAPTORS)



2000 FIRST ROUND vs. NEW YORK

DATE	OPP	RESULT	W-L	STA	BEN	ITP	SCP	FBP	FG-FGA	FG%	3P-3PA	3P%	FT-FTA	FT%	OR	DR	TOT	A	PF	ST	TO	BS
Apr. 23	@NYK	L 92-88	0-1	66	22	22	10	4	30-81	.370	8-16	.500	20-28	.714	15	32	47	23	20	11	15	2
Apr. 26	@NYK	L 84-83	0-2	67	16	24	10	2	24-58	.414	2-10	.200	33-41	.805	7	28	35	13	32	4	16	4
Apr. 30	NYK	L 87-80	0-3	59	21	24	13	14	29-83	.349	3-21	.143	19-24	.792	17	29	46	21	26	12	12	7
SERIES TOTAL:				192	59	70	33	20	83-222	.374	13-47	.277	72-93	.774	39	89	128	57	78	27	43	13
SERIES AVERAGE:				64.0	19.7	23.3	11.0	6.7	27.7-74.0		4.3-15.7		24.0-31.0		13.0	29.7	42.7	19.0	26.0	9.0	14.3	4.3

2001 FIRST ROUND vs. NEW YORK

DATE	OPP	RESULT	W-L	STA	BEN	ITP	SCP	FBP	FG-FGA	FG%	3P-3PA	3P%	FT-FTA	FT%	OR	DR	TOT	A	PF	ST	TO	BS
Apr. 22	@NYK	L 92-85	0-1	69	16	28	8	9	35-88	.398	2-11	.182	13-20	.650	9	28	37	25	20	8	11	2
Apr. 26	@NYK	W 94-74	1-1	77	17	32	13	2	37-83	.446	4-13	.308	16-22	.727	16	32	48	15	22	10	18	8
Apr. 29	NYK	L 97-89	1-2	71	18	24	11	10	32-77	.416	3-7	.429	22-27	.815	13	25	38	19	23	2	13	5
May 2	NYK	W 100-93	2-2	89	11	34	15	20	34-76	.447	8-17	.471	24-33	.727	12	26	38	15	26	10	16	8
May 4	@NYK	W 93-89	3-2	81	12	24	18	6	35-75	.467	6-9	.667	17-24	.708	11	24	35	24	19	11	12	3
SERIES TOTAL:				387	74	142	65	47	173-399	.434	23-57	.404	92-126	.730	61	135	196	98	110	41	70	26
SERIES AVERAGE:				77.4	14.8	28.4	13.0	9.4	34.6-79.8		4.6-11.4		18.4-25.2		12.2	27.0	39.2	19.6	22.0	8.2	14.0	5.2

2001 EASTERN CONFERENCE SEMIS vs. PHILADELPHIA

DATE	OPP	RESULT	W-L	STA	BEN	ITP	SCP	FBP	FG-FGA	FG%	3P-3PA	3P%	FT-FTA	FT%	OR	DR	TOT	A	PF	ST	TO	BS
May 6	@PHI	W 96-93	1-0	73	23	22	13	11	35-80	.438	7-18	.389	19-23	.826	10	27	37	23	27	6	17	5
May 9	@PHI	L 97-92	1-1	77	15	16	16	5	38-83	.458	9-21	.429	7-13	.538	10	31	41	29	20	6	11	5
May 11	PHI	W 102-78	2-1	94	8	36	20	24	40-81	.494	12-22	.545	10-12	.833	12	31	43	29	22	7	15	10
May 13	PHI	L 84-79	2-2	75	4	24	14	16	27-81	.333	4-18	.222	21-24	.875	20	27	47	17	21	6	15	11
May 16	@PHI	L 121-88	2-3	49	39	38	15	14	34-71	.479	4-13	.308	16-22	.727	11	17	28	21	19	8	16	3
May 18	PHI	W 101-89	3-3	97	4	32	10	14	41-86	.477	8-18	.444	11-13	.846	11	27	38	29	17	11	8	6
May 20	@PHI	L 88-87	3-4	68	19	26	5	8	35-73	.479	4-14	.286	13-17	.765	8	27	35	23	21	9	11	7
SERIES TOTAL:				533	112	194	93	92	250-555	.450	48-124	.387	97-124	.782	82	187	269	171	147	53	93	47
SERIES AVERAGE:				76.1	16.0	27.7	13.3	13.1	35.7-79.3		6.9-17.7		13.9-17.7		11.7	26.7	38.4	24.4	21.0	7.6	13.3	6.7

2002 FIRST ROUND vs. DETROIT

DATE	OPP	RESULT	W-L	STA	BEN	ITP	SCP	FBP	FG-FGA	FG%	3P-3PA	3P%	FT-FTA	FT%	OR	DR	TOT	A	PF	ST	TO	BS
May 21	@DET	L 85-63	0-1	41	22	22	11	9	23-77	.299	2-12	.167	15-24	.625	14	33	47	16	25	10	20	5
May 24	@DET	L 96-91	0-2	72	19	26	15	7	38-80	.475	4-10	.400	11-16	.688	14	36	50	24	24	6	13	6
May 27	DET	W 94-84	1-2	89	5	40	8	14	37-75	.493	1-8	.125	19-20	.950	12	20	32	25	20	14	15	5
May 29	DET	W 89-83	2-2	73	16	38	23	27	35-82	.427	3-11	.273	16-22	.727	13	30	43	22	22	6	14	6
May 2	@DET	L 85-82	2-3	53	29	24	12	9	30-72	.417	7-12	.583	15-21	.714	9	31	40	18	26	4	18	4
SERIES TOTAL:				328	91	150	69	66	163-386	.422	17-53	.321	76-103	.738	62	150	212	105	117	40	80	26
SERIES AVERAGE:				65.6	18.2	30.0	13.8	13.2	32.6-77.2		3.4-10.6		15.2-20.6		12.4	30.0	42.4	21.0	23.4	8.0	16.0	5.2

2007 FIRST ROUND vs. NEW JERSEY

DATE	OPP	RESULT	W-L	STA	BEN	ITP	SCP	FBP	FG-FGA	FG%	3P-3PA	3P%	FT-FTA	FT%	OR	DR	TOT	A	PF	ST	TO	BS
Apr. 21	NJN	L 96-91	0-1	65	26	22	8	8	33-80	.413	7-19	.368	18-25	.720	10	32	42	19	20	6	15	3
Apr. 24	NJN	W 89-83	1-1	70	19	26	8	11	31-76	.408	6-15	.400	21-25	.840	11	33	44	12	17	9	11	3
Apr. 27	@NJN	L 102-89	1-2	61	28	24	12	6	33-75	.440	5-18	.278	18-21	.857	7	28	35	15	21	10	18	3
Apr. 29	@NJN	L 102-81	1-3	49	32	26	2	13	28-67	.418	3-13	.231	22-28	.786	8	32	40	19	24	8	23	4
May 1	NJN	W 98-96	2-3	67	31	18	2	11	34-69	.493	5-12	.417	25-29	.862	5	31	36	12	25	3	10	6
May 4	@NJN	L 98-97	2-4	75	22	20	4	3	36-74	.486	6-10	.600	19-25	.760	3	27	30	20	21	10	11	5
SERIES TOTAL:				387	158	136	36	52	195-441	.442	32-87	.368	123-153	.804	44	183	227	97	128	46	88	24
SERIES AVERAGE:				92.6	32.9	37.8	14.5	15.6	46.7-108.5		6.6-18.1		25.5-33.1		7.3	30.5	37.8	16.2	21.3	7.7	14.7	4.0

2008 FIRST ROUND vs. ORLANDO

DATE	OPP	RESULT	W-L	STA	BEN	ITP	SCP	FBP	FG-FGA	FG%	3P-3PA	3P%	FT-FTA	FT%	OR	DR	TOT	A	PF	ST	TO	BS
Apr. 20	@ORL	L 114-100	0-1	71	29	26	13	6	32-85	.376	9-20	.450	27-28	.964	8	27	35	24	18	7	8	1
Apr. 22	@ORL	L 104-103	0-2	46	57	26	8	9	37-81	.457	11-29	.379	18-20	.900	7	33	40	21	23	4	15	1
Apr. 24	ORL	W 108-94	1-2	66	42	28	20	9	42-85	.494	12-34	.353	12-14	.857	13	29	42	31	24	7	12	5
Apr. 26	ORL	L 106-94	1-3	73	21	38	13	13	40-92	.435	2-15	.133	12-17	.706	12	30	42	24	25	9	9	4
Apr. 28	@ORL	L 102-92	1-4	53	39	34	12	12	35-85	.412	8-22	.364	14-17	.824	9	28	37	20	24	9	6	1
SERIES TOTAL:				309	188	152	66	49	186-428	.435	42-120	.350	83-96	.865	49	147	196	120	114	36	50	12
SERIES AVERAGE:				61.8	37.6	30.4	13.2	9.8	37.2-85.6		8.4-24.0		16.6-19.2		9.8	29.4	39.2	24.0	22.8	7.2	10.0	4.4

** STA = Points by Starters, BEN = Points by Bench, ITP = Points in the paint, SCP = Second Chance Points, FBP = Fast Break Points**



PLAYOFF GAME-BY-GAME STATISTICS (RAPTORS)

2014 FIRST ROUND vs. BROOKLYN

DATE	OPP	RESULT	W-L	STA	BEN	ITP	SCP	FBP	FG-FGA	FG%	3P-3PA	3P%	FT-FTA	FT%	OR	DR	TOT	A	PF	ST	TO	BS
Apr. 19	BKN	L 94-87	0-1	58	29	34	9	14	28-71	.394	8-23	.348	23-25	.920	8	37	45	22	23	3	19	4
Apr. 22	BKN	W 100-95	1-1	77	23	50	16	12	37-78	.474	2-16	.125	24-29	.828	19	33	52	19	21	3	21	3
Apr. 25	@BKN	L 102-98	1-2	67	31	32	13	6	31-67	.463	7-22	.318	29-37	.784	8	27	35	18	31	5	19	3
Apr. 27	@BKN	W 87-79	2-2	69	18	32	11	9	31-75	.413	6-23	.261	19-23	.826	9	34	43	15	29	9	12	3
Apr. 30	BKN	W 115-113	3-2	94	21	40	9	6	37-77	.481	12-26	.462	29-36	.806	9	28	37	21	25	6	13	2
May 2	@BKN	L 97-83	3-3	58	25	32	8	12	30-78	.385	7-24	.292	16-20	.800	8	34	42	16	25	9	14	3
May 4	BKN	L 104-103	3-4	80	23	56	15	6	35-73	.479	4-13	.308	29-33	.879	10	28	38	13	27	4	9	3
SERIES TOTAL:				503	170	276	81	65	229-519	.441	46-147	.313	169-203	.833	71	221	292	124	181	39	107	21
SERIES AVERAGE:				71.9	24.3	39.4	11.6	9.3	32.7-74.1		6.6-21.0		24.1-29.0		10.1	31.6	41.7	17.7	25.9	5.6	15.3	3.0

2015 FIRST ROUND vs. WASHINGTON

DATE	OPP	RESULT	W-L	STA	BEN	ITP	SCP	FBP	FG-FGA	FG%	3P-3PA	3P%	FT-FTA	FT%	OR	DR	TOT	A	PF	ST	TO	BS
Apr. 18	WAS	L 93-86 (OT)	0-1	38	48	44	14	6	35-92	.380	6-29	.207	10-14	.714	10	38	48	21	21	5	12	4
Apr. 21	WAS	L 117-106	0-2	50	56	48	12	10	39-80	.488	7-18	.389	21-32	.656	5	23	28	19	27	8	11	1
Apr. 24	@WAS	L 106-99	0-3	79	20	44	22	9	37-99	.374	10-28	.357	15-19	.789	10	31	41	21	28	12	9	2
Apr. 26	@WAS	L 125-94	0-4	58	36	44	15	11	36-82	.439	7-25	.280	15-20	.750	10	27	37	17	24	5	16	2
SERIES TOTAL:				225	160	180	63	36	147-353	.416	30-100	.300	61-85	.718	35	119	154	78	100	30	48	9
SERIES AVERAGE:				56.3	40.0	45.0	15.8	9.0	36.8-88.3		7.5-25.0		15.3-21.3		8.8	29.8	38.5	19.5	25.0	7.5	12.0	2.3

2016 FIRST ROUND vs. INDIANA

DATE	OPP	RESULT	W-L	STA	BEN	ITP	SCP	FBP	FG-FGA	FG%	3P-3PA	3P%	FT-FTA	FT%	OR	DR	TOT	A	PF	ST	TO	BS
Apr. 16	IND	L 100-90	0-1	46	44	42	17	8	30-79	.380	4-19	.211	26-38	.684	20	32	52	17	27	6	20	5
Apr. 18	IND	W 98-87	1-1	53	45	46	14	7	35-80	.438	5-18	.278	23-25	.920	12	32	44	19	25	8	13	5
Apr. 21	@IND	W 101-85	2-1	71	30	36	11	10	39-94	.415	10-31	.323	13-16	.813	15	30	45	18	27	6	11	4
Apr. 23	@IND	L 100-83	2-2	49	34	26	18	6	27-74	.365	8-30	.267	21-30	.700	11	29	40	12	20	8	19	3
Apr. 26	IND	W 102-99	3-2	71	31	40	11	11	33-82	.402	6-26	.231	30-35	.857	12	29	41	12	18	9	8	3
Apr. 29	@IND	L 101-83	3-3	52	31	32	24	13	29-79	.367	9-29	.310	16-25	.640	15	25	40	14	23	9	17	5
May 1	IND	W 89-84	4-3	65	24	38	17	12	34-89	.382	8-24	.333	13-17	.765	18	31	49	21	12	7	9	7
SERIES TOTAL:				407	239	260	112	67	227-577	.393	50-177	.282	142-186	.763	103	208	311	113	152	53	97	32
SERIES AVERAGE:				58.1	34.1	37.1	16.0	9.6	32.4-82.4		7.1-25.3		20.3-26.6		14.7	29.7	44.4	16.1	21.7	7.6	13.9	4.6

2016 EASTERN CONFERENCE SEMIS vs. MIAMI

DATE	OPP	RESULT	W-L	STA	BEN	ITP	SCP	FBP	FG-FGA	FG%	3P-3PA	3P%	FT-FTA	FT%	OR	DR	TOT	A	PF	ST	TO	BS
May 3	MIA	L 102-96 (OT)	0-1	65	31	44	4	9	40-89	.449	5-21	.238	11-15	.733	4	37	41	19	25	10	15	6
May 5	MIA	W 96-92 (OT)	1-1	76	20	42	12	5	39-93	.419	4-18	.222	14-26	.538	13	26	39	14	21	15	10	1
May 7	@MIA	W 95-91	2-1	83	12	30	7	4	33-70	.471	8-18	.444	21-28	.750	6	29	35	16	22	5	13	0
May 9	@MIA	L 94-87 (OT)	2-2	52	35	38	8	12	33-84	.393	6-20	.300	15-19	.789	7	32	39	12	23	7	18	2
May 11	MIA	W 99-91	3-2	83	16	42	22	8	35-81	.432	7-17	.412	22-26	.846	11	28	39	16	20	10	9	7
May 13	@MIA	L 103-91	3-3	76	15	46	13	12	34-82	.415	4-16	.250	19-25	.760	8	35	43	10	18	4	10	4
May 15	MIA	W 116-89	4-3	105	11	42	27	16	39-85	.459	9-20	.450	29-43	.674	20	30	50	17	23	8	11	4
SERIES TOTAL:				540	140	284	93	66	253-584	.433	43-130	.331	131-182	.720	69	217	286	104	152	59	86	24
SERIES AVERAGE:				77.1	20.0	40.6	13.3	9.4	36.1-83.4		6.1-18.6		18.7-26.0		9.9	31.0	40.9	14.9	21.7	8.4	12.3	3.4

2016 EASTERN CONFERENCE FINALS vs. CLEVELAND

DATE	OPP	RESULT	W-L	STA	BEN	ITP	SCP	FBP	FG-FGA	FG%	3P-3PA	3P%	FT-FTA	FT%	OR	DR	TOT	A	PF	ST	TO	BS
May 17	@CLE	L 115-84	0-1	48	36	36	4	7	32-76	.421	5-24	.208	15-20	.750	4	19	23	19	25	8	14	1
May 19	@CLE	L 108-89	0-2	48	41	28	8	2	33-82	.402	9-33	.273	14-18	.778	7	31	38	17	31	6	12	4
May 21	CLE	W 99-84	1-2	69	30	36	14	17	38-83	.458	12-31	.387	11-13	.846	12	42	54	15	17	1	10	4
May 23	CLE	W 105-99	2-2	83	22	44	11	5	42-78	.538	7-22	.318	14-19	.737	9	26	35	17	16	8	9	3
May 25	@CLE	L 116-78	2-3	46	32	32	11	14	27-69	.391	3-17	.176	21-35	.600	5	22	27	19	25	9	19	3
May 27	CLE	L 113-87	2-4	66	21	34	8	5	33-79	.418	8-25	.320	13-17	.765	7	26	33	10	19	6	13	2
SERIES TOTAL:				360	182	210	56	50	205-467	.439	44-152	.289	88-122	.721	44	166	210	97	133	38	77	17
SERIES AVERAGE:				60.0	30.3	35.0	9.3	8.3	34.2-77.8		7.3-25.3		14.7-20.3		7.3	27.7	35.0	16.2	22.2	6.3	12.8	2.8

** STA = Points by Starters, BEN = Points by Bench, ITP = Points in the paint, SCP = Second Chance Points, FBP = Fast Break Points**

PLAYOFF GAME-BY-GAME STATISTICS (RAPTORS)



2017 FIRST ROUND vs. MILWAUKEE

DATE	OPP	RESULT	W-L	STA	BEN	ITP	SCP	FBP	FG-FGA	FG%	3P-3PA	3P%	FT-FTA	FT%	OR	DR	TOT	A	PF	ST	TO	BS
Apr. 15	MIL	L 97-83	0-1	64	19	36	14	4	27-75	.360	5-23	.217	24-33	.727	8	39	47	15	21	3	11	4
Apr. 18	MIL	W 106-100	1-1	80	26	30	5	12	37-77	.481	14-29	.483	18-25	.720	6	34	40	24	22	6	13	4
Apr. 20	@MIL	L 104-77	1-2	41	36	32	10	19	24-71	.338	6-22	.273	23-30	.767	9	31	40	11	21	6	16	4
Apr. 22	@MIL	W 87-76	2-2	75	12	40	4	10	33-80	.413	5-22	.227	16-17	.941	4	37	41	16	19	11	13	6
Apr. 24	MIL	W 118-93	3-2	90	28	40	9	15	41-71	.577	12-27	.444	24-26	.923	5	35	40	28	24	10	18	6
Apr. 27	@MIL	W 92-89	4-2	66	26	44	16	8	32-70	.457	9-22	.409	19-23	.826	11	32	43	14	20	9	15	4
SERIES TOTAL:				416	147	222	58	68	194-444	.437	51-145	.342	124-154	.817	43	208	251	108	127	45	86	28
SERIES AVERAGE:				69.3	24.5	37.0	9.7	11.3	32.3-74.0		8.5-24.2		20.7-25.7		7.2	34.7	41.8	18.0	21.2	7.5	14.3	4.7

2017 EASTERN CONFERENCE SEMIS vs. CLEVELAND

DATE	OPP	RESULT	W-L	STA	BEN	ITP	SCP	FBP	FG-FGA	FG%	3P-3PA	3P%	FT-FTA	FT%	OR	DR	TOT	A	PF	ST	TO	BS
May 1	@CLE	L 116-105	0-1	63	42	44	9	16	39-89	.438	10-26	.385	17-20	.850	8	35	43	22	22	5	12	5
May 3	@CLE	L 125-103	0-2	52	51	50	15	13	42-90	.467	5-17	.294	14-19	.737	8	29	37	21	21	8	13	4
May 5	CLE	L 115-94	0-3	85	9	50	4	6	38-87	.437	2-18	.111	16-17	.941	1	24	25	17	21	9	6	4
May 7	CLE	L 109-102	0-4	87	15	36	11	0	40-85	.471	10-29	.345	12-15	.800	8	29	37	28	18	7	12	3
SERIES TOTAL:				287	117	180	39	35	159-351	.453	27-90	.284	59-71	.832	25	117	142	88	82	29	43	16
SERIES AVERAGE:				71.8	29.3	45.0	9.8	8.8	39.8-87.8		6.8-22.5		14.8-17.8		6.3	29.3	35.5	22.0	20.5	7.3	10.8	4.0

2018 FIRST ROUND vs. WASHINGTON

DATE	OPP	RESULT	W-L	STA	BEN	ITP	SCP	FBP	FG-FGA	FG%	3P-3PA	3P%	FT-FTA	FT%	OR	DR	TOT	A	PF	ST	TO	BS
Apr. 14	WAS	W 114-106	1-0	72	42	48	5	16	41-77	.532	16-30	.533	16-20	.800	5	33	38	26	18	6	17	7
Apr. 17	WAS	W 130-119	2-0	88	42	50	16	13	45-87	.517	13-35	.371	27-33	.818	9	39	48	24	27	5	14	8
Apr. 20	@WAS	L 122-103	2-1	71	32	44	11	10	37-82	.451	12-28	.429	17-19	.895	8	26	34	20	19	8	19	4
Apr. 22	@WAS	L 106-98	2-2	76	22	46	15	22	34-79	.430	7-18	.389	23-30	.767	9	32	41	19	26	9	18	7
Apr. 25	WAS	W 108-98	3-2	69	39	48	7	18	38-82	.463	11-25	.440	21-28	.750	6	29	35	26	18	9	10	5
Apr. 27	@WAS	W 102-92	4-2	68	34	56	17	16	40-90	.444	7-25	.280	15-19	.789	16	31	47	18	20	8	7	6
SERIES TOTAL:				444	211	292	71	95	235-497	.473	66-161	.410	119-149	.799	53	190	243	133	128	45	85	37
SERIES AVERAGE:				74.0	35.2	48.7	11.8	15.8	39.2-82.8		11.0-26.8		19.8-24.8		8.8	31.7	40.5	22.2	21.3	7.5	14.2	6.2

2018 EASTERN CONFERENCE SEMIS vs. CLEVELAND

DATE	OPP	RESULT	W-L	STA	BEN	ITP	SCP	FBP	FG-FGA	FG%	3P-3PA	3P%	FT-FTA	FT%	OR	DR	TOT	A	PF	ST	TO	BS
May 1	CLE	L 113-112 (OT)	0-1	77	35	50	19	11	39-91	.429	9-28	.321	25-31	.806	15	35	50	26	22	2	14	6
May 3	CLE	L 128-110	0-2	68	42	62	6	7	44-81	.543	12-30	.400	10-11	.909	5	30	35	26	24	2	11	2
May 5	@CLE	L 105-103	0-3	71	32	42	19	9	35-75	.467	13-33	.394	20-25	.800	12	29	41	14	28	5	17	11
May 7	@CLE	L 128-93	0-4	45	48	52	11	4	36-79	.456	4-15	.267	17-23	.739	9	23	32	19	24	3	13	5
SERIES TOTAL:				261	157	206	55	31	154-326	.474	38-106	.358	72-90	.800	41	117	158	85	98	12	55	24
SERIES AVERAGE:				65.3	39.3	51.5	13.8	7.8	38.5-81.5		9.5-26.5		18.0-22.5		10.3	29.3	39.5	21.3	24.5	3.0	13.8	6.0

2019 FIRST ROUND vs. ORLANDO

DATE	OPP	RESULT	W-L	STA	BEN	ITP	SCP	FBP	FG-FGA	FG%	3P-3PA	3P%	FT-FTA	FT%	OR	DR	TOT	A	PF	ST	TO	BS
Apr. 13	ORL	L 104-101	0-1	75	26	40	6	15	40-88	.455	12-36	.333	9-14	.643	6	39	45	23	19	4	13	4
Apr. 16	ORL	W 111-82	1-1	87	24	52	13	15	42-87	.483	11-35	.314	16-17	.941	6	36	42	25	23	10	7	5
Apr. 19	@ORL	W 98-93	2-1	80	18	44	15	7	39-87	.448	11-28	.393	9-10	.900	8	35	43	26	23	9	13	3
Apr. 21	@ORL	W 107-85	3-1	69	38	50	11	13	40-75	.533	11-28	.393	16-18	.889	7	38	45	23	20	11	14	6
Apr. 23	ORL	W 115-96	4-1	80	35	50	8	13	41-85	.482	15-36	.417	18-21	.857	8	40	48	34	30	8	14	3
SERIES TOTAL:				391	141	236	53	63	202-422	.479	60-163	.368	68-80	.850	35	188	223	131	115	42	61	21
SERIES AVERAGE:				78.2	28.2	47.2	10.6	12.6	40.4-84.4		12.0-32.6		13.6-16.0		7.0	37.6	44.6	26.2	23.0	8.4	12.2	4.2

2019 EASTERN CONFERENCE SEMIS vs. PHILADELPHIA

DATE	OPP	RESULT	W-L	STA	BEN	ITP	SCP	FBP	FG-FGA	FG%	3P-3PA	3P%	FT-FTA	FT%	OR	DR	TOT	A	PF	ST	TO	BS
Apr. 27	PHI	W 108-95	1-0	98	10	42	2	21	41-79	.519	9-27	.333	17-24	.708	2	38	40	21	24	3	10	6
Apr. 29	PHI	L 94-89	1-1	84	5	44	8	18	33-90	.363	10-37	.270	13-15	.867	9	27	36	20	22	10	13	4
May 2	@PHI	L 116-95	1-2	80	15	36	3	20	35-83	.422	7-27	.259	18-23	.783	8	27	35	15	17	7	9	4
May 5	@PHI	W 101-96	2-2	89	12	38	15	17	35-76	.461	10-31	.323	21-26	.808	8	35	43	19	24	6	14	3
May 7	PHI	W 125-89	3-2	93	32	38	18	33	40-82	.488	16-40	.400	29-33	.879	6	36	42	22	18	12	13	2
May 9	@PHI	L 112-101	3-3	78	23	42	10	11	35-81	.432	9-36	.250	22-29	.759	9	25	34	25	24	9	12	4
May 12	PHI	W 92-90	4-3	71	21	38	12	16	34-89	.382	7-30	.233	17-19	.895	16	33	49	15	22	10	10	4
SERIES TOTAL:				593	118	278	68	136	253-580	.436	68-228	.298	137-169	.811	58	221	279	137	151	57	81	27
SERIES AVERAGE:				84.7	16.9	39.7	9.7	19.4	36.1-82.9		9.7-32.6		19.6-24.1		8.3	31.6	39.9	19.6	21.6	8.1	11.6	3.9

** STA = Points by Starters, BEN = Points by Bench, ITP = Points in the paint, SCP = Second Chance Points, FBP = Fast Break Points**



PLAYOFF GAME-BY-GAME STATISTICS (RAPTORS)

2019 EASTERN CONFERENCE FINALS vs. MILWAUKEE

DATE	OPP	RESULT	W-L	STA	BEN	ITP	SCP	FBP	FG-FGA	FG%	3P-3PA	3P%	FT-FTA	FT%	OR	DR	TOT	A	PF	ST	TO	BS
May 15	@MIL	L 108-100	0-1	88	12	26	13	15	34-92	.370	15-42	.357	17-20	.850	8	38	46	17	21	9	12	4
May 17	@MIL	L 125-103	0-2	64	39	46	7	19	37-87	.425	10-32	.312	19-25	.760	6	34	40	19	30	3	14	6
May 19	MIL	W 118-112 (2OT)	1-2	91	27	36	16	18	40-102	.392	17-45	.378	21-26	.808	8	47	55	28	30	11	17	10
May 21	MIL	W 120-102	2-2	72	48	40	10	12	41-87	.471	14-41	.341	24-27	.889	10	34	44	32	23	9	11	5
May 23	@MIL	W 105-99	3-2	70	35	24	10	13	31-84	.369	18-43	.419	25-31	.806	10	35	45	19	16	6	6	4
May 25	MIL	W 100-94	4-2	68	32	34	11	10	36-74	.486	12-27	.444	16-22	.727	6	32	38	20	24	7	11	4
SERIES TOTAL:				453	193	206	67	87	219-526	.416	86-230	.374	122-151	.808	48	220	268	135	144	45	71	33
SERIES AVERAGE:				75.5	32.2	34.3	11.2	14.5	36.5-87.7		14.3-38.3		20.3-25.2		8.0	36.7	44.7	22.5	24.0	7.5	11.8	5.5

2019 NBA FINALS vs. GOLDEN STATE

DATE	OPP	RESULT	W-L	STA	BEN	ITP	SCP	FBP	FG-FGA	FG%	3P-3PA	3P%	FT-FTA	FT%	OR	DR	TOT	A	PF	ST	TO	BS
May 30	GSW	W 118-109	1-0	93	25	40	9	24	39-77	.506	13-33	.394	27-32	.844	7	29	36	25	26	6	10	6
June 2	GSW	L 109-104	1-1	73	31	44	23	18	35-94	.372	11-38	.289	23-26	.885	15	34	49	17	22	8	15	2
June 5	@GSWW	123-109	2-1	106	17	38	12	18	43-82	.524	17-38	.447	20-21	.952	5	35	40	30	22	9	16	10
June 7	@GSW	W 105-92	3-1	77	28	34	13	19	36-86	.419	10-32	.312	23-24	.958	7	32	39	22	21	12	11	4
June 10	GSW	L 106-105	3-2	77	28	54	16	13	38-85	.447	8-32	.250	21-27	.778	13	30	43	19	19	6	13	5
June 13	@GSW	W 114-110	4-2	77	37	42	14	18	39-82	.476	13-33	.394	23-29	.793	11	28	39	25	23	8	12	2
SERIES TOTAL:				503	166	252	87	110	230-506	.455	72-206	.350	137-159	.862	58	188	246	138	133	49	77	29
SERIES AVERAGE:				83.8	27.7	42.0	14.5	18.3	38.3-84.3		12.0-34.3		22.8-26.5		9.7	31.3	41.0	23.0	22.2	8.2	12.8	4.8

2020 FIRST ROUND vs. BROOKLYN

DATE	OPP	RESULT	W-L	STA	BEN	ITP	SCP	FBP	FG-FGA	FG%	3P-3PA	3P%	FT-FTA	FT%	OR	DR	TOT	A	PF	ST	TO	BS
Aug. 17	BKN	W 134-110	1-0	89	45	28	15	19	40-85	.471	22-44	.500	32-33	.970	9	38	47	26	22	4	12	6
Aug. 19	BKN	W 104-99	2-0	70	34	46	9	15	38-87	.437	9-35	.257	19-28	.679	8	36	44	22	21	7	9	6
Aug. 21	@BKN	W 117-92	3-0	70	47	46	9	20	46-91	.505	18-38	.474	7-11	.636	8	48	56	35	21	8	16	4
Aug. 23	@BKN	W 150-122	4-0	50	100	58	17	20	56-101	.554	22-47	.468	16-22	.727	12	45	57	39	26	9	11	6
SERIES TOTAL:				279	226	178	50	74	180-364	.495	71-164	.433	74-94	.787	37	167	204	122	90	28	48	22
SERIES AVERAGE:				69.8	56.5	44.5	12.5	18.5	45.0-91.0		17.8-41.0		18.5-23.5		9.3	41.8	51.0	30.5	22.5	7.0	12.0	5.5

2020 EASTERN CONFERENCE SEMIS vs. BOSTON

DATE	OPP	RESULT	W-L	STA	BEN	ITP	SCP	FBP	FG-FGA	FG%	3P-3PA	3P%	FT-FTA	FT%	OR	DR	TOT	A	PF	ST	TO	BS
Aug. 30	BOS	L 112-94	0-1	60	34	38	9	7	31-84	.369	10-40	.250	22-29	.759	7	33	40	22	24	10	14	2
Sept. 1	BOS	L 102-99	0-2	78	21	44	6	16	36-90	.400	11-40	.275	16-19	.842	7	34	41	25	19	10	12	7
Sept. 3	@BOS	W 104-103	1-2	94	10	48	9	14	41-88	.466	13-40	.325	9-16	.562	6	33	39	23	20	7	13	5
Sept. 5	@BOS	W 100-93	2-2	77	23	26	24	6	34-86	.395	17-44	.386	15-19	.789	8	33	41	23	21	4	12	5
Sept. 7	BOS	L 111-89	2-3	45	44	32	4	18	33-85	.388	12-40	.300	11-13	.846	10	26	36	19	24	8	14	5
Sept. 9	@BOS	W 125-122 (2OT)	3-3	87	38	36	8	9	44-101	.436	19-47	.404	18-25	.720	8	38	46	22	26	10	13	8
Sept. 11	BOS	L 92-87	3-4	59	28	40	8	10	31-75	.413	8-28	.286	17-19	.895	7	37	44	17	23	1	18	6
SERIES TOTAL:				500	198	264	68	80	250-609	.411	90-279	.323	108-140	.771	53	234	287	151	157	50	96	38
SERIES AVERAGE:				71.4	28.3	37.7	9.7	11.4	35.7-87.0		12.9-39.9		15.4-20.0		7.6	33.4	41.0	21.6	22.4	7.1	13.7	5.4

2022 FIRST ROUND vs. PHILADELPHIA

DATE	OPP	RESULT	W-L	STA	BEN	ITP	SCP	FBP	FG-FGA	FG%	3P-3PA	3P%	FT-FTA	FT%	OR	DR	TOT	A	PF	ST	TO	BS
Apr. 16	@PHI	L 131-111	0-1	86	25	48	7	10	40-82	.488	12-30	.400	19-23	.826	7	28	35	27	26	1	8	8
Apr. 18	@PHI	L 112-97	0-2	73	24	48	15	10	38-89	.427	11-32	.344	10-12	.833	13	22	35	16	24	7	11	4
Apr. 20	PHI	L 104-101 (OT)	0-3	76	25	38	16	13	38-86	.442	13-35	.371	12-18	.667	9	23	32	23	21	9	11	4
Apr. 23	PHI	W 110-102	1-3	74	36	42	12	21	37-88	.420	8-34	.235	28-35	.800	13	33	46	19	20	9	11	6
Apr. 25	@PHI	W 103-88	2-3	74	29	56	4	24	42-82	.512	8-31	.258	11-13	.846	3	37	40	24	20	8	9	6
Apr. 28	PHI	L 132-97	2-4	66	31	38	23	5	35-89	.393	7-35	.200	20-25	.800	15	22	37	15	22	6	10	1
SERIES TOTAL:				449	170	270	77	83	230-516	.446	59-197	.299	100-126	.794	60	165	225	124	133	40	60	29
SERIES AVERAGE:				74.8	28.3	45.0	12.8	13.8	38.3-86.0		9.8-32.8		16.7-21.0		10.0	27.5	37.5	20.7	22.2	6.7	10.0	4.8

** STA = Points by Starters, BEN = Points by Bench, ITP = Points in the paint, SCP = Second Chance Points, FBP = Fast Break Points**

PLAYOFF GAME-BY-GAME STATISTICS (OPPONENTS)



2000 FIRST ROUND vs. NEW YORK

DATE	OPP	RESULT	W-L	STA	BEN	ITP	SCP	FBP	FG-FGA	FG%	3P-3PA	3P%	FT-FTA	FT%	OR	DR	TOT	A	PF	ST	TO	BS
Apr. 23	@NYK	L 92-88	0-1	74	18	42	5	9	35-72	.486	5-12	.417	17-21	.810	5	29	34	14	24	10	17	5
Apr. 26	@NYK	L 84-83	0-2	71	13	38	13	6	27-67	.403	2-6	.333	28-38	.737	11	26	37	9	28	5	13	2
Apr. 30	NYK	L 87-80	0-3	66	21	24	5	16	29-62	.468	9-16	.563	20-28	.714	7	33	40	13	20	9	18	8
SERIES TOTAL:				211	52	104	23	31	91-201	.453	16-34	.471	65-87	.747	23	88	111	36	72	24	48	15
SERIES AVERAGE:				70.3	17.3	34.7	7.7	10.3	30.3-67.0		5.3-11.3		21.7-29.0		7.7	29.3	37.0	12.0	24.0	8.0	16.0	5.0

2001 FIRST ROUND vs. NEW YORK

DATE	OPP	RESULT	W-L	STA	BEN	ITP	SCP	FBP	FG-FGA	FG%	3P-3PA	3P%	FT-FTA	FT%	OR	DR	TOT	A	PF	ST	TO	BS
Apr. 22	@NYK	L 92-85	0-1	72	20	40	19	4	33-80	.413	2-7	.286	24-28	.857	10	35	45	14	17	4	10	5
Apr. 26	@NYK	W 94-74	1-1	55	19	34	6	0	26-66	.394	2-5	.400	20-28	.714	8	28	36	13	23	12	16	5
Apr. 29	NYK	L 97-89	1-2	70	27	32	7	8	37-70	.529	4-12	.333	19-23	.826	5	26	31	13	24	5	10	3
May 2	NYK	W 100-93	2-2	72	21	28	4	10	34-68	.500	6-16	.375	19-24	.792	6	25	31	17	30	6	18	4
May 4	@NYK	W 93-89	3-2	77	12	40	8	12	37-73	.507	6-19	.316	9-14	.643	10	29	39	21	27	4	19	2
SERIES TOTAL:				346	99	174	44	34	167-357	.468	20-59	.339	91-117	.778	39	143	182	78	121	31	73	19
SERIES AVERAGE:				69.2	19.8	34.8	8.8	6.8	33.4-71.4		4.0-11.8		18.2-23.4		7.8	28.6	36.4	15.6	24.2	6.2	14.6	3.8

2001 EASTERN CONFERENCE SEMIS vs. PHILADELPHIA

DATE	OPP	RESULT	W-L	STA	BEN	ITP	SCP	FBP	FG-FGA	FG%	3P-3PA	3P%	FT-FTA	FT%	OR	DR	TOT	A	PF	ST	TO	BS
May 6	@PHI	W 96-93	1-0	73	20	34	13	10	32-78	.410	3-10	.300	26-36	.722	11	30	41	18	26	13	19	4
May 9	@PHI	L 97-92	1-1	84	13	34	8	17	34-79	.430	4-7	.571	25-26	.962	11	33	44	14	16	8	11	5
May 11	PHI	W 102-78	2-1	53	25	22	13	20	26-74	.351	3-9	.333	23-33	.697	11	26	37	18	20	8	14	7
May 13	PHI	L 84-79	2-2	71	13	26	19	34	34-80	.425	3-9	.333	13-17	.765	14	27	41	20	24	10	13	6
May 16	@PHI	L 121-88	2-3	100	21	38	20	22	47-78	.603	11-21	.524	16-16	1.000	13	25	38	32	20	9	11	5
May 18	PHI	W 101-89	3-3	67	22	30	25	33	34-81	.420	3-14	.214	18-22	.818	15	34	49	16	18	4	14	9
May 20	@PHI	L 88-87	3-4	75	13	38	11	11	32-75	.427	2-8	.250	22-32	.688	15	26	41	22	18	6	11	3
SERIES TOTAL:				523	127	222	109	147	239-545	.439	29-78	.372	143-182	.786	90	201	291	140	142	58	93	39
SERIES AVERAGE:				74.7	18.1	31.7	15.6	21.0	34.1-77.9		4.1-11.1		20.4-26.0		12.9	28.7	41.6	20.0	20.3	8.3	13.3	5.6

2002 FIRST ROUND vs. DETROIT

DATE	OPP	RESULT	W-L	STA	BEN	ITP	SCP	FBP	FG-FGA	FG%	3P-3PA	3P%	FT-FTA	FT%	OR	DR	TOT	A	PF	ST	TO	BS
Apr. 21	@DET	L 85-63	0-1	51	34	44	14	27	31-77	.403	4-19	.211	19-21	.905	10	36	46	17	23	12	15	5
Apr. 24	@DET	L 96-91	0-2	65	31	28	11	12	30-74	.405	9-21	.429	27-33	.818	11	22	33	19	17	6	9	7
Apr. 27	DET	W 94-84	1-2	52	32	32	13	21	29-62	.468	9-19	.474	17-21	.810	10	22	32	17	22	7	23	6
Apr. 29	DET	W 89-83	2-2	51	32	28	13	21	28-73	.384	9-20	.450	18-23	.783	11	25	36	16	24	6	16	4
May 2	@DET	L 85-82	2-3	44	41	20	12	9	31-70	.443	4-15	.267	19-32	.594	10	26	36	22	20	9	12	4
SERIES TOTAL:				263	170	152	63	90	149-356	.419	35-94	.372	100-130	.769	52	131	183	91	106	40	75	26
SERIES AVERAGE:				52.6	34.0	30.4	12.6	18.0	29.8-71.2		7.0-18.8		20.0-26.0		10.4	26.2	36.6	18.2	21.2	8.0	15.0	5.2

2007 FIRST ROUND vs. NEW JERSEY

DATE	OPP	RESULT	W-L	STA	BEN	ITP	SCP	FBP	FG-FGA	FG%	3P-3PA	3P%	FT-FTA	FT%	OR	DR	TOT	A	PF	ST	TO	BS
Apr. 21	NJN	L 96-91	0-1	67	29	46	11	20	36-85	.424	6-22	.273	18-26	.692	13	33	46	25	17	8	13	7
Apr. 24	NJN	W 89-83	1-1	60	23	30	12	7	31-76	.408	10-23	.435	11-14	.786	11	34	45	18	22	5	16	2
Apr. 27	@NJN	L 102-89	1-2	80	22	56	6	22	41-78	.526	6-25	.240	14-15	.933	9	26	35	31	19	8	16	3
Apr. 29	@NJN	L 102-81	1-3	75	27	28	2	10	36-76	.474	14-27	.519	16-22	.727	8	34	42	29	25	9	18	4
May 1	NJN	W 98-96	2-3	70	26	28	10	12	32-72	.444	9-26	.346	23-29	.793	9	27	36	21	26	5	13	3
May 4	@NJN	L 98-97	2-4	76	22	32	10	16	32-65	.492	10-19	.526	24-29	.828	7	33	40	24	19	6	19	2
SERIES TOTAL:				428	149	220	51	87	208-452	.460	55-142	.387	106-135	.785	57	187	244	148	128	41	95	21
SERIES AVERAGE:				71.3	24.8	36.6	8.5	17.4	34.6-75.3		9.1-23.6		17.6-22.5		9.5	31.1	40.6	24.6	21.3	6.8	15.3	3.5

2008 FIRST ROUND vs. ORLANDO

DATE	OPP	RESULT	W-L	STA	BEN	ITP	SCP	FBP	FG-FGA	FG%	3P-3PA	3P%	FT-FTA	FT%	OR	DR	TOT	A	PF	ST	TO	BS
Apr. 20	@ORL	L 114-100	0-1	97	17	40	14	9	41-77	.532	13-29	.448	19-23	.826	9	33	42	21	19	3	11	7
Apr. 22	@ORL	L 104-103	0-2	86	18	50	17	18	38-89	.427	9-31	.290	19-23	.826	16	32	48	19	20	10	13	5
Apr. 24	ORL	W 108-94	1-2	70	24	44	9	8	34-73	.466	6-27	.222	20-27	.741	10	24	34	15	21	5	14	1
Apr. 26	ORL	L 106-94	1-3	90	16	42	10	7	37-75	.493	11-29	.379	21-31	.677	13	35	48	22	16	6	18	10
Apr. 28	@ORL	L 102-92	1-4	82	20	38	19	10	35-78	.449	9-32	.281	23-28	.821	16	39	55	21	14	3	13	3
SERIES TOTAL:				425	95	214	69	52	185-392	.472	48-148	.324	102-132	.773	64	163	227	98	90	27	69	26
SERIES AVERAGE:				85.0	19.0	42.8	13.8	10.4	37.0-78.4		9.6-29.6		20.4-26.4		12.8	32.6	45.4	19.6	18.0	5.4	13.8	5.2

** STA = Points by Starters, BEN = Points by Bench, ITP = Points in the paint, SCP = Second Chance Points, FBP = Fast Break Points**



PLAYOFF GAME-BY-GAME STATISTICS (OPPONENTS)

2014 FIRST ROUND vs. BROOKLYN

DATE	OPP	RESULT	W-L	STA	BEN	ITP	SCP	FBP	FG-FGA	FG%	3P-3PA	3P%	FT-FTA	FT%	OR	DR	TOT	A	PF	ST	TO	BS
Apr. 19	BKN	L 94-87	0-1	78	16	40	10	10	34-80	.425	4-24	.167	22-27	.815	7	30	37	16	19	9	9	2
Apr. 22	BKN	W 100-95	1-1	65	30	44	16	8	34-77	.442	7-24	.292	20-28	.714	11	19	30	19	26	14	10	6
Apr. 25	@BKN	L 102-98	1-2	74	28	42	6	4	33-67	.493	7-20	.350	29-37	.784	3	26	29	21	32	7	12	2
Apr. 27	@BKN	W 87-79	2-2	58	21	40	6	9	28-68	.412	4-20	.200	19-29	.655	10	33	43	17	25	6	16	3
Apr. 30	BKN	W 115-113	3-2	66	47	46	12	13	40-75	.533	11-23	.478	22-30	.733	10	24	34	22	27	8	15	4
May 2	@BKN	L 97-83	3-3	74	23	48	8	15	36-77	.468	6-21	.286	19-25	.760	9	36	45	17	14	10	12	5
May 4	BKN	L 104-103	3-4	66	38	40	19	10	37-81	.457	8-23	.348	22-30	.733	16	26	42	16	26	5	8	3
SERIES TOTAL:				481	203	300	77	69	242-525	.461	47-155	.303	153-206	.743	66	194	260	128	169	59	82	25
SERIES AVERAGE:				68.7	29.0	42.9	11.0	9.9	34.6-75.0		6.7-22.1		21.9-29.4		9.4	27.7	37.1	18.3	24.1	8.4	11.7	3.6

2015 FIRST ROUND vs. WASHINGTON

DATE	OPP	RESULT	W-L	STA	BEN	ITP	SCP	FBP	FG-FGA	FG%	3P-3PA	3P%	FT-FTA	FT%	OR	DR	TOT	A	PF	ST	TO	BS
Apr. 18	WAS	L 93-86 [OT]	0-1	66	27	52	20	13	39-99	.394	6-21	.286	9-15	.600	19	42	61	22	18	6	11	3
Apr. 21	WAS	L 117-106	0-2	86	31	46	12	13	42-79	.532	10-21	.476	23-34	.676	10	35	45	26	24	6	16	6
Apr. 24	@WAS	L 106-99	0-3	83	23	42	3	20	36-76	.474	12-29	.414	22-31	.710	7	38	45	27	22	4	17	13
Apr. 26	@WAS	L 125-94	0-4	82	43	36	12	27	41-74	.554	15-26	.577	28-34	.824	8	34	42	30	18	10	14	4
SERIES TOTAL:				317	124	176	47	73	158-328	.482	43-97	.443	82-114	.719	44	149	193	105	82	26	58	26
SERIES AVERAGE:				79.3	31.0	44.0	11.8	18.3	39.5-82.0		10.8-24.3		20.5-28.5		11.0	37.3	48.3	26.3	20.5	6.5	14.5	6.5

2016 FIRST ROUND vs. INDIANA

DATE	OPP	RESULT	W-L	STA	BEN	ITP	SCP	FBP	FG-FGA	FG%	3P-3PA	3P%	FT-FTA	FT%	OR	DR	TOT	A	PF	ST	TO	BS
Apr. 16	IND	L 100-90	0-1	63	37	26	11	13	34-79	.430	11-21	.524	21-29	.724	9	29	38	19	25	11	13	8
Apr. 18	IND	W 98-87	1-1	54	33	30	11	17	29-70	.414	4-20	.200	25-30	.833	6	27	33	13	23	7	13	3
Apr. 21	@IND	W 101-85	2-1	52	33	28	13	12	26-68	.382	6-22	.273	27-33	.818	9	29	38	16	18	3	17	6
Apr. 23	@IND	L 100-83	2-2	74	26	50	23	8	40-85	.471	6-16	.375	14-18	.778	15	28	43	24	22	10	13	5
Apr. 26	IND	W 102-99	3-2	80	19	26	14	16	33-73	.452	13-29	.448	20-23	.870	8	33	41	22	26	5	16	5
Apr. 29	@IND	L 101-83	3-3	74	27	38	8	21	35-76	.461	8-22	.364	23-26	.885	12	32	44	21	25	12	14	7
May 1	IND	W 89-84	4-3	70	14	40	3	8	34-73	.466	9-19	.474	7-8	.875	5	33	38	12	17	5	15	5
SERIES TOTAL:				467	189	238	83	95	231-524	.441	57-149	.383	137-167	.820	64	211	275	127	156	53	101	39
SERIES AVERAGE:				66.7	27.0	34.0	11.9	13.6	33.0-74.9		8.1-21.3		19.6-23.9		9.1	30.1	39.3	18.1	22.3	7.6	14.4	5.6

2016 EASTERN CONFERENCE SEMIS vs. MIAMI

DATE	OPP	RESULT	W-L	STA	BEN	ITP	SCP	FBP	FG-FGA	FG%	3P-3PA	3P%	FT-FTA	FT%	OR	DR	TOT	A	PF	ST	TO	BS
May 3	MIA	L 102-96 [OT]	0-1	85	17	44	13	13	40-89	.449	8-11	.727	14-21	.667	11	41	52	12	17	12	20	4
May 5	MIA	W 96-92 [OT]	1-1	79	13	46	10	2	39-79	.494	5-14	.357	9-13	.692	9	36	45	14	21	6	21	7
May 7	@MIA	W 95-91	2-1	70	21	38	11	7	33-77	.429	4-18	.222	21-24	.875	8	30	38	11	24	8	10	2
May 9	@MIA	L 94-87 [OT]	2-2	75	19	54	8	15	36-80	.450	1-15	.067	21-25	.840	6	33	39	15	15	9	12	5
May 11	MIA	W 99-91	3-2	48	43	34	17	5	31-77	.403	6-21	.286	23-28	.821	13	31	44	12	22	4	15	2
May 13	@MIA	L 103-91	3-3	79	24	44	14	5	40-84	.476	7-21	.333	16-20	.800	7	34	41	15	18	2	7	6
May 15	MIA	W 116-89	4-3	71	18	40	9	6	32-72	.444	7-25	.280	18-23	.783	7	23	30	16	29	6	14	7
SERIES TOTAL:				507	155	300	82	53	251-558	.450	38-125	.304	122-154	.792	61	228	289	95	146	47	99	33
SERIES AVERAGE:				72.4	22.1	42.9	11.7	7.6	35.9-79.7		5.4-17.9		17.4-22.0		8.7	32.6	41.3	13.6	20.9	6.7	14.1	4.7

2016 EASTERN CONFERENCE FINALS vs. CLEVELAND

DATE	OPP	RESULT	W-L	STA	BEN	ITP	SCP	FBP	FG-FGA	FG%	3P-3PA	3P%	FT-FTA	FT%	OR	DR	TOT	A	PF	ST	TO	BS
May 17	@CLE	L 115-84	0-1	76	39	56	13	16	41-74	.554	7-20	.350	26-33	.788	10	35	45	22	20	9	17	4
May 19	@CLE	L 108-89	0-2	89	19	50	9	8	38-76	.500	7-21	.333	25-37	.676	7	39	46	24	16	5	11	2
May 21	CLE	W 99-84	1-2	62	22	20	15	14	28-79	.354	14-41	.341	14-16	.875	8	32	40	15	10	7	9	5
May 23	CLE	W 105-99	2-2	76	23	36	10	4	39-83	.470	13-41	.317	8-9	.889	10	28	38	23	17	5	11	2
May 25	@CLE	L 116-78	2-3	87	29	46	18	21	44-77	.571	10-21	.476	18-24	.750	10	38	48	23	26	11	17	6
May 27	CLE	L 113-87	2-4	100	13	36	12	17	40-74	.541	17-31	.548	16-21	.762	4	34	38	22	18	6	11	6
SERIES TOTAL:				490	145	244	77	80	230-463	.497	68-175	.389	107-140	.764	49	206	255	129	107	43	76	25
SERIES AVERAGE:				81.7	24.2	40.7	12.8	13.3	38.3-77.2		11.3-29.2		17.8-23.3		8.2	34.3	42.5	21.5	17.8	7.2	12.7	4.2

** STA = Points by Starters, BEN = Points by Bench, ITP = Points in the paint, SCP = Second Chance Points, FBP = Fast Break Points**

PLAYOFF GAME-BY-GAME STATISTICS (OPPONENTS)



2017 FIRST ROUND vs. MILWAUKEE

DATE	OPP	RESULT	W-L	STA	BEN	ITP	SCP	FBP	FG-FGA	FG%	3P-3PA	3P%	FT-FTA	FT%	OR	DR	TOT	A	PF	ST	TO	BS
Apr. 15	MIL	L 97-83	0-1	69	28	40	9	17	38-85	.447	9-23	.391	12-15	.800	9	34	43	22	23	5	5	5
Apr. 18	MIL	W 106-100	1-1	70	30	30	11	12	36-87	.414	11-23	.478	17-19	.895	12	28	40	20	16	6	12	4
Apr. 20	@MIL	L 104-77	1-2	59	45	38	2	6	39-74	.527	12-23	.522	14-19	.737	3	33	36	29	25	6	13	4
Apr. 22	@MIL	W 87-76	2-2	52	24	36	11	13	30-81	.370	5-21	.238	11-18	.611	13	37	50	16	21	8	21	3
Apr. 24	MIL	W 118-93	3-2	72	21	44	0	11	34-67	.500	10-22	.455	15-26	.577	1	21	22	22	23	13	15	4
Apr. 27	@MIL	W 92-89	4-2	63	26	44	10	8	32-75	.427	7-18	.389	18-28	.643	11	26	37	18	20	11	14	10
SERIES TOTAL:				385	174	232	43	67	209-469	.446	54-130	.415	87-125	.696	49	179	228	127	128	49	80	30
SERIES AVERAGE:				64.2	29.0	38.7	7.2	11.2	34.8-78.2		9.0-21.7		14.5-20.8		8.2	29.8	38.0	21.2	21.3	8.2	13.3	5.0

2017 EASTERN CONFERENCE SEMIS vs. CLEVELAND

DATE	OPP	RESULT	W-L	STA	BEN	ITP	SCP	FBP	FG-FGA	FG%	3P-3PA	3P%	FT-FTA	FT%	OR	DR	TOT	A	PF	ST	TO	BS
May 1	@CLE	L 116-105	0-1	94	22	36	7	20	39-85	.459	14-34	.412	24-29	.828	7	39	46	26	18	8	12	4
May 3	@CLE	L 125-103	0-2	85	40	32	11	16	41-75	.547	18-33	.545	25-34	.735	6	34	40	28	22	9	16	4
May 5	CLE	L 115-94	0-3	85	30	38	15	5	39-76	.513	13-23	.565	24-28	.857	8	41	49	15	20	2	16	7
May 7	CLE	L 109-102	0-4	76	33	32	6	16	39-82	.476	16-41	.390	15-16	.938	5	32	37	24	11	8	11	5
SERIES TOTAL:				340	125	138	39	57	158-318	.497	61-131	.466	88-107	.822	26	146	172	93	71	27	55	20
SERIES AVERAGE:				85.0	31.3	34.5	9.8	14.3	39.5-79.5		15.3-32.8		22.0-26.8		6.5	36.5	43.0	23.3	17.8	6.8	13.8	5.0

2018 FIRST ROUND vs. WASHINGTON

DATE	OPP	RESULT	W-L	STA	BEN	ITP	SCP	FBP	FG-FGA	FG%	3P-3PA	3P%	FT-FTA	FT%	OR	DR	TOT	A	PF	ST	TO	BS
Apr. 14	WAS	W 114-106	1-0	85	21	50	11	10	41-86	.477	8-21	.381	16-18	.889	6	29	35	29	21	11	14	3
Apr. 17	WAS	W 130-119	2-0	56	63	44	5	14	42-86	.488	10-22	.455	25-28	.893	4	30	34	26	24	7	9	3
Apr. 20	@WAS	L 122-103	2-1	87	35	52	11	21	47-85	.553	10-23	.435	18-20	.900	7	32	39	29	21	10	13	8
Apr. 22	@WAS	L 106-98	2-2	88	18	48	14	20	39-85	.459	7-17	.412	21-31	.677	9	31	40	23	23	10	13	8
Apr. 25	WAS	W 108-98	3-2	71	27	40	10	25	37-90	.411	5-26	.192	19-22	.864	14	36	50	21	18	6	18	4
Apr. 27	@WAS	W 102-92	4-2	72	20	32	18	18	32-79	.405	8-22	.364	20-21	.952	11	31	42	12	19	3	14	5
SERIES TOTAL:				459	184	266	69	108	238-511	.466	48-131	.366	119-140	.850	51	189	240	140	126	47	81	31
SERIES AVERAGE:				76.5	30.7	44.3	11.5	18.0	39.7-85.2		8.0-21.8		19.8-23.3		8.5	31.5	40.0	23.3	21.0	7.8	13.5	5.2

2018 EASTERN CONFERENCE SEMIS vs. CLEVELAND

DATE	OPP	RESULT	W-L	STA	BEN	ITP	SCP	FBP	FG-FGA	FG%	3P-3PA	3P%	FT-FTA	FT%	OR	DR	TOT	A	PF	ST	TO	BS
May 1	CLE	L 113-112 (OT)	0-1	76	37	40	10	12	42-102	.412	14-35	.400	15-21	.714	13	32	45	25	23	5	7	5
May 3	CLE	L 128-110	0-2	107	21	56	7	8	50-84	.595	11-26	.423	17-23	.739	5	29	34	25	14	5	3	3
May 5	@CLE	L 105-103	0-3	89	16	48	9	2	38-79	.481	9-25	.360	20-25	.800	6	30	36	18	19	7	12	4
May 7	@CLE	L 128-93	0-4	95	33	64	13	13	50-84	.595	12-26	.462	16-20	.800	6	31	37	29	21	9	11	5
SERIES TOTAL:				367	107	208	39	35	180-349	.516	46-112	.411	68-89	.764	30	122	152	97	77	26	32	17
SERIES AVERAGE:				91.8	26.8	52.0	9.8	8.8	45.0-87.3		11.5-28.0		17.0-22.3		7.5	30.5	38.0	24.3	19.3	6.5	8.0	4.3

2019 FIRST ROUND vs. ORLANDO

DATE	OPP	RESULT	W-L	STA	BEN	ITP	SCP	FBP	FG-FGA	FG%	3P-3PA	3P%	FT-FTA	FT%	OR	DR	TOT	A	PF	ST	TO	BS
Apr. 13	ORL	L 104-101	0-1	73	31	36	11	14	36-90	.400	14-29	.483	18-20	.900	10	38	48	19	19	9	11	4
Apr. 16	ORL	W 111-82	1-1	50	32	36	10	8	30-81	.370	9-34	.265	13-24	.542	12	33	45	17	18	2	17	4
Apr. 19	@ORL	W 98-93	2-1	60	33	26	12	6	29-80	.362	13-44	.295	22-23	.957	7	35	42	19	17	8	16	5
Apr. 21	@ORL	W 107-85	3-1	63	22	36	7	13	34-81	.420	7-33	.212	10-13	.769	7	27	34	20	19	7	17	2
Apr. 23	ORL	W 115-96	4-1	45	51	36	2	19	32-83	.386	9-34	.265	23-31	.742	12	36	48	20	21	7	17	5
SERIES TOTAL:				291	169	170	42	60	161-415	.388	52-174	.299	86-111	.775	48	169	217	95	94	33	78	20
SERIES AVERAGE:				58.2	33.8	34.0	8.4	12.0	32.2-83.0		10.4-34.8		17.2-22.2		9.6	33.8	43.4	19.0	18.8	6.6	15.6	4.0

2019 EASTERN CONFERENCE SEMIS vs. PHILADELPHIA

DATE	OPP	RESULT	W-L	STA	BEN	ITP	SCP	FBP	FG-FGA	FG%	3P-3PA	3P%	FT-FTA	FT%	OR	DR	TOT	A	PF	ST	TO	BS
Apr. 27	PHI	W 108-95	1-0	71	24	40	14	13	35-89	.393	11-32	.344	14-21	.667	13	34	47	23	21	5	16	2
Apr. 29	PHI	L 94-89	1-1	68	26	38	7	13	30-76	.395	10-35	.286	24-26	.923	9	43	52	22	18	5	20	4
May 2	@PHI	L 116-95	1-2	93	23	52	15	13	43-84	.512	10-23	.435	20-23	.870	9	36	45	29	17	4	13	8
May 5	@PHI	W 101-96	2-2	85	11	34	13	10	33-82	.402	12-38	.316	18-25	.720	11	32	43	22	23	8	13	6
May 7	PHI	W 125-89	3-2	60	29	32	8	8	33-79	.418	6-24	.250	17-20	.850	5	32	37	19	26	6	19	5
May 9	@PHI	L 112-101	3-3	90	22	56	18	16	41-89	.461	10-28	.357	20-26	.769	16	36	52	27	22	5	18	3
May 12	PHI	W 92-90	4-3	82	8	26	6	6	28-65	.431	9-27	.333	25-30	.833	5	36	41	16	21	4	17	7
SERIES TOTAL:				549	143	278	81	79	243-564	.431	68-207	.329	138-171	.807	68	249	317	158	148	37	116	35
SERIES AVERAGE:				78.4	20.4	39.7	11.6	11.3	34.7-80.6		9.7-29.6		19.7-24.4		9.7	35.6	45.3	22.6	21.1	5.3	16.6	5.0

** STA = Points by Starters, BEN = Points by Bench, ITP = Points in the paint, SCP = Second Chance Points, FBP = Fast Break Points**



PLAYOFF GAME-BY-GAME STATISTICS (OPPONENTS)

2019 EASTERN CONFERENCE FINALS vs. MILWAUKEE

DATE	OPP	RESULT	W-L	STA	BEN	ITP	SCP	FBP	FG-FGA	FG%	3P-3PA	3P%	FT-FTA	FT%	OR	DR	TOT	A	PF	ST	TO	BS
May 15	@MIL	L 108-100	0-1	86	22	44	24	25	37-93	.398	11-44	.250	23-27	.852	15	45	60	21	16	8	13	11
May 17	@MIL	L 125-103	0-2	71	54	50	17	28	43-92	.467	13-41	.317	26-35	.743	11	42	53	27	26	6	7	4
May 19	MIL	W 118-112 (2OT)	1-2	58	54	46	18	29	38-102	.373	14-44	.318	22-33	.667	13	50	63	22	30	14	20	5
May 21	MIL	W 120-102	2-2	79	23	40	8	13	37-80	.462	11-35	.314	17-26	.654	7	33	40	30	22	8	13	7
May 23	@MIL	W 105-99	3-2	84	15	44	12	20	38-84	.452	10-31	.323	13-18	.722	8	45	53	26	22	2	11	2
May 25	MIL	W 100-94	4-2	71	23	28	17	13	30-75	.400	12-34	.353	22-31	.710	12	30	42	19	22	7	11	7
SERIES TOTAL:				449	191	252	96	128	223-526	.424	71-229	.310	123-170	.724	66	245	311	145	138	45	75	36
SERIES AVERAGE:				74.8	31.8	42.0	16.0	21.3	37.2-87.7		11.8-38.2		20.5-28.3		11.0	40.8	51.8	24.2	23.0	7.5	12.5	6.0

2019 NBA FINALS vs. GOLDEN STATE

DATE	OPP	RESULT	W-L	STA	BEN	ITP	SCP	FBP	FG-FGA	FG%	3P-3PA	3P%	FT-FTA	FT%	OR	DR	TOT	A	PF	ST	TO	BS
May 30	GSW	W 118-109	1-0	73	36	32	20	17	34-78	.436	12-31	.387	29-31	.935	9	29	38	29	27	6	17	2
June 2	GSW	L 109-104	1-1	84	25	36	0	13	38-82	.463	13-34	.382	20-23	.870	6	36	42	34	26	7	16	5
June 5	@GSWW	123-109	2-1	83	26	36	23	17	36-91	.396	12-36	.333	25-30	.833	13	28	41	25	21	8	15	3
June 7	@GSW	W 105-92	3-1	74	18	36	11	32	35-78	.449	8-27	.296	14-21	.667	8	34	42	26	23	6	19	6
June 10	GSW	L 106-105	3-2	83	23	32	19	3	38-82	.463	20-42	.476	10-14	.714	6	31	37	27	22	5	16	7
June 13	@GSW	W 114-110	4-2	90	20	42	14	13	39-80	.488	11-31	.355	21-30	.700	11	31	42	28	23	9	17	6
SERIES TOTAL:				487	148	214	87	95	220-491	.448	76-201	.378	119-149	.799	53	189	242	169	142	41	100	29
SERIES AVERAGE:				81.2	24.7	35.7	14.5	15.8	36.7-81.8		12.7-33.5		19.8-24.8		8.8	31.5	40.3	28.2	23.7	6.8	16.7	4.8

2020 FIRST ROUND vs. BROOKLYN

DATE	OPP	RESULT	W-L	STA	BEN	ITP	SCP	FBP	FG-FGA	FG%	3P-3PA	3P%	FT-FTA	FT%	OR	DR	TOT	A	PF	ST	TO	BS
Aug. 17	BKN	W 134-110	1-0	67	43	48	8	16	43-92	.467	13-42	.310	11-16	.688	9	36	45	33	29	4	14	2
Aug. 19	BKN	W 104-99	2-0	82	17	32	9	12	33-85	.388	14-41	.341	19-27	.704	7	39	46	25	25	3	17	6
Aug. 21	@BKN	W 117-92	3-0	57	35	22	12	16	30-90	.333	16-51	.314	16-22	.727	9	33	42	24	14	8	13	4
Aug. 23	@BKN	W 150-122	4-0	77	45	28	18	19	39-98	.398	19-50	.380	25-33	.758	12	32	44	21	17	5	14	6
SERIES TOTAL:				283	140	130	47	63	145-365	.397	62-184	.337	71-98	.724	37	140	177	103	85	20	58	18
SERIES AVERAGE:				70.8	35.0	32.5	11.8	15.8	36.3-91.3		15.5-46.0		17.8-24.5		9.3	35.0	44.3	25.8	21.3	5.0	14.5	4.5

2020 EASTERN CONFERENCE SEMIS vs. BOSTON

DATE	OPP	RESULT	W-L	STA	BEN	ITP	SCP	FBP	FG-FGA	FG%	3P-3PA	3P%	FT-FTA	FT%	OR	DR	TOT	A	PF	ST	TO	BS
Aug. 30	BOS	L 112-94	0-1	90	22	38	4	6	39-83	.470	17-39	.436	17-21	.810	5	45	50	25	22	8	23	4
Sept. 1	BOS	L 102-99	0-2	89	13	24	7	13	32-76	.421	15-38	.395	23-25	.920	4	40	44	18	20	6	17	9
Sept. 3	@BOS	W 104-103	1-2	83	20	50	13	2	39-83	.470	9-29	.310	16-21	.762	7	37	44	21	16	6	15	7
Sept. 5	@BOS	W 100-93	2-2	69	24	44	12	7	33-75	.440	7-35	.200	20-27	.741	6	39	45	18	20	6	14	2
Sept. 7	BOS	L 111-89	2-3	93	18	48	3	13	38-77	.494	11-34	.324	24-27	.889	4	41	45	23	19	5	13	6
Sept. 9	@BOSW	125-122 (2OT)	3-3	106	16	42	9	11	44-100	.440	19-46	.413	15-18	.833	14	44	58	32	25	5	16	4
Sept. 11	BOS	L 92-87	3-4	85	7	44	7	23	35-86	.407	9-38	.237	13-23	.565	10	34	44	19	16	12	12	5
SERIES TOTAL:				615	120	290	55	75	260-580	.448	87-259	.336	128-162	.790	50	280	330	156	138	48	110	37
SERIES AVERAGE:				87.9	17.1	41.4	7.9	10.7	37.1-82.9		12.4-37.0		18.3-23.1		7.1	40.0	47.1	22.3	19.7	6.9	15.7	5.3

2022 FIRST ROUND vs. PHILADELPHIA

DATE	OPP	RESULT	W-L	STA	BEN	ITP	SCP	FBP	FG-FGA	FG%	3P-3PA	3P%	FT-FTA	FT%	OR	DR	TOT	A	PF	ST	TO	BS
Apr. 16	@PHI	L 131-111	0-1	107	24	50	17	29	43-84	.512	16-32	.500	29-34	.853	10	29	39	29	18	6	4	4
Apr. 18	@PHI	L 112-97	0-2	99	13	36	12	22	36-69	.522	14-30	.467	26-30	.867	7	34	41	20	18	5	16	12
Apr. 20	PHI	L 104-101 (OT)	0-3	91	13	42	9	4	38-74	.514	13-31	.419	15-20	.750	9	37	46	18	21	5	24	3
Apr. 23	PHI	W 110-102	1-3	75	27	38	7	10	34-80	.425	13-31	.419	21-25	.840	6	35	41	24	26	4	16	5
Apr. 25	@PHI	W 103-88	2-3	77	11	36	11	16	31-81	.383	10-37	.270	16-20	.800	8	29	37	21	17	7	16	1
Apr. 28	PHI	L 132-97	2-4	111	21	52	17	21	47-81	.580	16-40	.400	22-23	.957	10	37	47	32	22	4	11	4
SERIES TOTAL:				560	109	254	73	102	229-469	.488	82-201	.408	129-152	.849	50	201	251	144	122	31	87	29
SERIES AVERAGE:				93.3	18.2	42.3	12.2	17.0	38.2-78.2		13.7-33.5		21.5-25.3		8.3	33.5	41.8	24.0	20.3	5.2	14.5	4.8

** STA = Points by Starters, BEN = Points by Bench, ITP = Points in the paint, SCP = Second Chance Points, FBP = Fast Break Points**



PLAYOFF RECORDS (RAPTORS)

RAPTORS TEAM HIGHS

CATEGORY	NO.	OPPONENT	DATE	GAME
Points, Game	150	at Brooklyn	08/23/2020	4
Points, Half	77 [1st]	at Brooklyn	08/23/2020	4
Points, Quarter	44 [1st]	vs. Washington	04/17/2018	2
Points, Overtime	27	at Boston [2OT]	09/09/2020	6
Margin of Victory/Defeat	+36	vs. Philadelphia	05/07/2019	5
Largest Lead/Deficit	+40	vs. Philadelphia	05/07/2019	5
Field Goals	56	at Brooklyn	08/23/2020	4
Field Goals Attempted	102	vs. Milwaukee [2OT]	05/19/2019	3
Field Goal PCT	.577	vs. Milwaukee [41-for-71]	04/24/2017	5
3-Point FG	22	2X - last: at Brooklyn	08/23/2020	4
3-Point FGA	47	2X - last: at Boston [2OT]	09/09/2020	6
3-Point PCT	.667	at New York [6-for-9]	05/04/2001	5
Free Throws	33	at New York	04/26/2000	2
Free Throws Attempted	43	vs. Miami	05/15/2016	7
Free Throw PCT	.970	vs. Brooklyn [32-for-33]	08/17/2020	1
Offensive Rebounds	20	3X - last: vs. Miami	05/15/2016	7
Defensive Rebounds	48	at Brooklyn	08/21/2020	3
Rebounds	57	at Brooklyn	08/23/2020	4
Rebound Differential	+22	vs. Brooklyn [52-to-30]	04/22/2014	2
Assists	39	at Brooklyn	08/23/2020	4
Assist Differential	+18	at Brooklyn [39-to-21]	08/23/2020	4
Steals	15	vs. Miami [OT]	05/05/2016	2
Blocks	11	2X - last: at Cleveland	05/05/2018	3
Personal Fouls	32	at New York	04/26/2000	2
Turnovers	23	at New Jersey	04/29/2007	4
Turnover Differential	+13	vs. Philadelphia [OT] [11-to-24]	04/20/2022	3

RAPTORS TEAM LOWS

CATEGORY	NO.	OPPONENT	DATE	GAME
Points, Game	63	at Detroit	04/21/2002	1
Points, Half	29 [2nd]	at Detroit	04/21/2002	1
Points, Quarter	9 [1st]	at Detroit	04/21/2002	1
Points, Overtime	4	2X - last: at Miami [OT]	05/09/2016	4
Margin of Victory/Defeat	-38	at Cleveland	05/25/2016	5
Largest Lead/Deficit	-43	at Cleveland	05/25/2016	5
Field Goals	23	at Detroit	04/21/2002	1
Field Goals Attempted	58	at New York	04/26/2000	2
Field Goal PCT	.299	at Detroit [23-for-77]	04/21/2002	1
3-Point FG	1	vs. Detroit	04/27/2002	3
3-Point FGA	7	vs. New York	04/29/2001	3
3-Point PCT	.111	vs. Cleveland [2-for-18]	05/05/2017	3
Free Throws	7	2X - last: at Brooklyn	08/21/2020	3
Free Throws Attempted	10	at Orlando	04/19/2019	3
Free Throw PCT	.538	2X - last: vs. Miami [OT] [14-for-26]	05/05/2016	2
Offensive Rebounds	1	vs. Cleveland	05/05/2017	3
Defensive Rebounds	17	at Philadelphia	05/16/2001	5
Rebounds	23	at Cleveland	05/17/2016	1
Rebound Differential	-24	vs. Cleveland [25-to-49]	05/05/2017	3
Assists	10	2X - last: vs. Cleveland	05/27/2016	6
Assist Differential	-18	at Milwaukee [11-to-29]	04/20/2017	3
Steals	1	3X - last: at Philadelphia	04/16/2022	1
Blocks	0	at Miami	05/07/2016	3
Personal Fouls	12	vs. Indiana	05/01/2016	7
Turnovers	6	3X - last: at Milwaukee	05/23/2019	5
Turnover Differential	-11	vs. Brooklyn [21-to-10]	04/22/2014	2



PLAYOFF RECORDS (OPPONENTS)

OPPONENT TEAM HIGHS

CATEGORY	NO.	OPPONENT	DATE	GAME
Points, Game	132	vs. Philadelphia	04/28/2022	6
Points, Half	70 [2nd]	vs. Philadelphia	04/28/2022	6
Points, Quarter	44 [4th]	vs. Brooklyn	04/30/2014	5
Points, Overtime	24	at Boston [2OT]	09/09/2020	6
Margin of Victory/Defeat	+38	at Cleveland	05/25/2016	5
Largest Lead/Deficit	+43	at Cleveland	05/25/2016	5
Field Goals	50	2X - last: at Cleveland	05/07/2018	4
Field Goals Attempted	102	2X - last: vs. Milwaukee [2OT]	05/19/2019	3
Field Goal PCT.	.603	at Philadelphia [47-for-78]	05/16/2001	5
3-Point FG	20	vs. Golden State	06/10/2019	5
3-Point FGA	51	at Brooklyn	08/21/2020	3
3-Point PCT.	.727	vs. Miami [OT] [8-for-11]	05/03/2016	1
Free Throws	29	3X - last: at Philadelphia	04/16/2022	1
Free Throws Attempted	38	at New York	04/26/2000	2
Free Throw PCT.	1.000	at Philadelphia [16-for-16]	05/16/2001	5
Offensive Rebounds	19	vs. Washington [OT]	04/18/2015	1
Defensive Rebounds	50	vs. Milwaukee [2OT]	05/19/2019	3
Rebounds	63	vs. Milwaukee [2OT]	05/19/2019	3
Rebound Differential	+24	vs. Cleveland [49-to-25]	05/05/2017	3
Assists	34	vs. Golden State	06/02/2019	2
Assist Differential	+18	at Milwaukee [29-to-11]	04/20/2017	3
Steals	14	2X - last: vs. Milwaukee [2OT]	05/19/2019	3
Blocks	13	at Washington	04/24/2015	3
Personal Fouls	32	at Brooklyn	04/25/2014	3
Turnovers	24	vs. Philadelphia [OT]	04/20/2022	3
Turnover Differential	+11	vs. Brooklyn [10-to-21]	04/22/2014	2

OPPONENT TEAM LOWS

CATEGORY	NO.	OPPONENT	DATE	GAME
Points, Game	74	at New York	04/26/2001	2
Points, Half	34 [1st]	at New York	04/26/2000	2
Points, Quarter	9 [4th]	vs. Indiana	04/26/2016	5
Points, Overtime	6	vs. Miami [OT]	05/05/2016	2
Margin of Victory/Defeat	-36	vs. Philadelphia	05/07/2019	5
Largest Lead/Deficit	-40	vs. Philadelphia	05/07/2019	5
Field Goals	26	3X - last: at Indiana	04/21/2016	3
Field Goals Attempted	62	2X - last: vs. Detroit	04/27/2002	3
Field Goal PCT.	.333	at Brooklyn [30-for-90]	08/21/2020	3
3-Point FG	1	at Miami [OT]	05/09/2016	4
3-Point FGA	5	at New York	04/26/2001	2
3-Point PCT.	.067	at Miami [OT] [1-for-15]	05/09/2016	4
Free Throws	7	vs. Indiana	05/01/2016	7
Free Throws Attempted	8	vs. Indiana	05/01/2016	7
Free Throw PCT.	.542	vs. Orlando [13-for-24]	04/16/2019	2
Offensive Rebounds	1	vs. Milwaukee	04/24/2017	5
Defensive Rebounds	19	vs. Brooklyn	04/22/2014	2
Rebounds	22	vs. Milwaukee	04/24/2017	5
Rebound Differential	-22	vs. Brooklyn [30-to-52]	04/22/2014	2
Assists	9	at New York	04/26/2000	2
Assist Differential	-18	at Brooklyn [21-to-39]	08/23/2020	4
Steals	2	4X - last: at Milwaukee	05/23/2019	5
Blocks	1	2X - last: at Philadelphia	04/25/2022	5
Personal Fouls	10	vs. Cleveland	05/21/2016	3
Turnovers	3	vs. Cleveland	05/03/2018	2
Turnover Differential	-13	vs. Philadelphia [OT] [24-to-11]	04/20/2022	3



TORONTO INDIVIDUAL HIGHS

CATEGORY	NO.	PLAYER	OPPONENT	DATE	GAME
Points, Game	50	Vince Carter	vs. Philadelphia	05/11/2001	3
Points, Half	34 (1st)	Vince Carter	vs. Philadelphia	05/11/2001	3
Points, Quarter	20 (1st)	DeMar DeRozan	at Washington	04/24/2015	3
Field Goals	19	Vince Carter	vs. Philadelphia	05/11/2001	3
Field Goals Attempted	39	Kawhi Leonard	vs. Philadelphia	05/12/2019	7
3-Point FG	9	Vince Carter	vs. Philadelphia	05/11/2001	3
3-Point FGA	16	Fred VanVleet	at Philadelphia	04/18/2022	2
Free Throws	16	Kawhi Leonard	vs. Golden State	06/02/2019	2
Free Throws Attempted	18	DeMar DeRozan	at Washington	04/22/2018	4
Offensive Rebounds	11	Jonas Valanciunas	vs. Indiana	04/16/2016	1
Defensive Rebounds	18	Bismack Biyombo	vs. Cleveland	05/21/2016	3
Rebounds	26	Bismack Biyombo	vs. Cleveland	05/21/2016	3
Assists	14	Chris Childs	at Detroit	04/24/2002	2
Steals	6	Fred VanVleet	vs. Boston	08/30/2020	1
Blocks	6	Serge Ibaka	at Golden State	06/05/2019	3
Turnovers	7	Kawhi Leonard	at Philadelphia	05/05/2019	4

OPPONENT INDIVIDUAL HIGHS

CATEGORY	NO.	PLAYER	OPPONENT	DATE	GAME
Points, Game	54	Allen Iverson	at Philadelphia	05/09/2001	2
Points, Half	29 (2nd)	2X - last: Dwyane Wade	at Miami	05/07/2016	3
Points, Quarter	21 (3rd)	Tyrese Maxey	at Philadelphia	04/16/2022	1
Field Goals	21	2X - last: Allen Iverson	at Philadelphia	05/16/2001	5
Field Goals Attempted	39	Allen Iverson	at Philadelphia	05/09/2001	2
3-Point FG	8	Allen Iverson	at Philadelphia	05/16/2001	5
3-Point FGA	15	J.R. Smith	vs. Cleveland	05/21/2016	3
Free Throws	15	2X - last: LeBron James	vs. Cleveland	05/05/2017	3
Free Throws Attempted	21	LeBron James	at Cleveland	05/03/2017	2
Offensive Rebounds	10	Dwight Howard	at Orlando	04/28/2008	5
Defensive Rebounds	20	Giannis Antetokounmpo	vs. Milwaukee (20T)	05/19/2019	3
Rebounds	23	Giannis Antetokounmpo	vs. Milwaukee (20T)	05/19/2019	3
Assists	19	Jason Kidd	at New Jersey	04/27/2007	3
Steals	7	Allen Iverson	at Philadelphia	05/06/2001	1
Blocks	8	Dwight Howard	vs. Orlando	04/26/2008	4
Turnovers	8	3X - last: Draymond Green	at Golden State	06/13/2019	6



GAME #1 - CHICAGO 109, TORONTO 105

April 12, 2023 - Scotiabank Arena

NATIONAL BASKETBALL ASSOCIATION

OFFICIAL SCORER'S REPORT
FINAL BOX

Wednesday, April 12, 2023 Scotiabank Arena, Toronto, ON

Officials: #60 James Williams, #24 Kevin Scott, #27 Mitchell Ervin, #54 Ray Acosta

Game Duration: 2:32
Attendance: 19800 (Sellout)

VISITOR: Chicago Bulls (1-0)

	POS	MIN	FG	FGA	3P	3PA	FT	FTA	OR	DR	TOT	A	PF	ST	TO	BS	+/-	PTS	
11 DeMar DeRozan	F	38:36	10	19	0	1	3	5	2	5	7	3	4	0	1	2	-4	23	
6 Alex Caruso	F	31:20	4	8	1	4	0	0	2	1	3	2	5	3	1	3	5	9	
9 Nikola Vucevic	C	38:59	6	14	0	4	2	2	1	12	13	4	3	1	1	1	-6	14	
8 Zach LaVine	G	40:22	12	22	2	7	13	15	1	5	6	3	2	1	4	0	11	39	
21 Patrick Beverley	G	25:42	1	5	1	4	0	0	0	3	3	1	4	1	1	1	-1	3	
44 Patrick Williams		25:21	4	12	2	5	0	0	2	0	2	2	1	2	1	2	3	10	
0 Coby White		24:44	4	4	1	1	0	0	0	0	0	5	3	1	1	0	4	9	
12 Ayo Dosunmu		05:55	0	0	0	0	0	0	0	1	1	0	0	0	0	0	-2	0	
3 Andre Drummond		04:28	1	2	0	0	0	0	0	1	1	0	0	0	0	1	4	2	
5 Derrick Jones Jr.		04:33	0	0	0	0	0	0	0	0	0	0	0	0	0	0	6	0	
24 Javonte Green		DNP - Coach's Decision																	
22 Carlik Jones		DNP - Coach's Decision																	
19 Marko Simonovic		DNP - Coach's Decision																	
25 Dalen Terry		DNP - Coach's Decision																	
			240:00	42	86	7	26	18	22	8	28	36	20	22	9	10	10	4	109
				48.8%		26.9%		81.8%											TM REB: 9
																			TOT TO: 11 (17 PTS)

HOME: TORONTO RAPTORS (0-1)

	POS	MIN	FG	FGA	3P	3PA	FT	FTA	OR	DR	TOT	A	PF	ST	TO	BS	+/-	PTS	
3 O.G. Anunoby	F	42:21	4	13	2	7	3	8	1	3	4	3	4	1	1	1	-3	13	
43 Pascal Siakam	F	42:21	13	22	1	3	5	11	2	7	9	6	3	1	3	0	6	32	
19 Jakob Poeltl	C	36:36	3	4	0	0	1	2	2	6	8	3	3	0	5	2	6	7	
4 Scottie Barnes	G	40:28	7	13	1	2	4	7	6	4	10	2	2	2	2	1	-4	19	
23 Fred VanVleet	G	42:19	8	22	7	13	3	6	0	12	12	8	4	1	3	1	-4	26	
25 Chris Boucher		07:24	0	1	0	0	0	0	1	1	0	1	0	0	0	0	-3	0	
5 Precious Achiuwa		09:22	2	4	0	0	2	2	4	0	4	0	1	0	0	0	-9	6	
33 Gary Trent Jr.		16:59	1	7	0	5	0	0	1	1	2	1	0	0	0	0	-9	2	
1 Will Barton		02:10	0	1	0	1	0	0	0	0	0	0	0	0	0	0	0	0	
45 Dalano Banton		DNP - Coach's Decision																	
22 Malachi Flynn		DNP - Coach's Decision																	
35 Christian Koloko		DNP - Coach's Decision																	
11 Joe Wieskamp		DNP - Coach's Decision																	
21 Thaddeus Young		DNP - Coach's Decision																	
			240:00	38	87	11	31	18	36	16	34	50	23	18	5	14	5	-4	105
				43.7%		35.5%		50%											TM REB: 20
																			TOT TO: 16 (22 PTS)

SCORE BY PERIOD	1	2	3	4	FINAL
Bulls	23	24	25	37	109
RAPTORS	28	30	23	24	105

Inactive: Bulls - Ball (Injury/Illness - Left Knee; Surgery), Lewis (Injury/Illness - Right Knee; Surgery; ACL Reconstruction), Taylor (G League - Two-Way)
 Inactive: Raptors - Dowtin Jr. (G League - Two-Way), Harper Jr. (G League - Two-Way), Porter Jr. (Injury/Illness - Left Foot; Surgery - Second Toe Dislocation)
 Points in the Paint: Bulls 52 (26/42), RAPTORS 40 (20/40)
 Biggest Lead: Bulls 4, RAPTORS 19
 2nd Chance Points: Bulls 8 (3/8), RAPTORS 22 (7/18)
 Fast Break Points: Bulls 14 (5/7), RAPTORS 8 (3/8)
 Lead Changes: 3
 Times Tied: 3