

U.S. Department of
Homeland Security

United States
Coast Guard



Commanding Officer
United States Coast Guard
Marine Safety Center

2100 2nd Street, S.W. Stop 7102
Washington, DC 20593-7102
Staff Symbol: MSC-3
Phone: (202) 475-3403
Fax: (202) 475-3920
Email: msc@uscg.mil

16710/P014938
Serial: C1-1204161
September 25, 2012

Conrad Industries, Inc.
Attn: Mr. Richard L. Soudelier
PO Box 790
Morgan City, LA 70381
Email: rlsoudelier@conradindustries.com

Subj: JARED JOSEPH, O.N. 1242310, Conrad Shipyard Hull No. C-994
NICHOLAS RAY, O.N. 1213431, Conrad Shipyard Hull No. C-995
ALLISON JANE, O.N. 1213432, Conrad Shipyard Hull No. C-996
MACI BRYAN, O.N. 1242740, Conrad Shipyard Hull No. C-997
297'-6" x 54' x 12' Unmanned Double Hull Type II/III Tank Barges (D/O)
Grade A (max. 25 psia Reid) and Lower Grades Flammable or Combustible Liquids
Identified in 46 CFR Table 30.25-1 or 46 CFR 153 Table 2 as Pollution Category I or
III and Specified Hazardous Cargoes
Design Density 8.7 lbs/gal; Maximum Density (slack load) 15 lbs/gal
Rivers; Lakes, Bays, and Sounds; Limited Coastwise on unmanned fair weather voyages
only, not more than 12 miles offshore between St. Marks and Carrabelle, Florida
Vapor Collection System and List of Authorized Cargoes

Ref: (a) Document No. 1216407, Conrad Shipyard, "Vapor Control Piping," Dwg. No. P-03,
Sheets 1 and 2, Rev. 2, dated May 3, 2012
(b) Document No. 1216410, Guarino & Cox, LLC, "Vapor Control System
Calculations," Dwg. No. C-32, Rev. 1, dated September 25, 2012
(c) Coast Guard Marine Safety Center's "Industry Guidelines for Determining the
Maximum Liquid Transfer Rate for a Tank Vessel Transferring a Flammable or
Combustible Cargo Using a Vapor Control System" dated July 15, 2001

Dear Mr. Richard L. Soudelier:

In response to your electronic submissions dated September 14, 2012, September 24 2012, and September 25, 2012 we have reviewed the vapor collection system (VCS) piping plan and the vapor control pressure drop calculations for compliance with 46 CFR Part 39, excluding Subpart 39.40. The VCS piping plan, reference (a), is marked "**Approved.**" The installation, workmanship and testing shall be to the satisfaction of the cognizant Officer in Charge, Marine Inspection (OCMI). The pressure drop calculations, reference (b) are "**Examined.**" Calculations and plans such as these are not normally marked approved, but are used to verify that the system meets the applicable regulations. The following comments apply:

Subj: Conrad Shipyard Hull C-994 through C-997;
Vapor Collection System and List of Authorized Cargoes

1. Based on your calculations, this VCS is capable of recovering vapors of the cargoes listed in enclosure (1) at a maximum vapor-air mixture density of **0.35 lbm/ft³**, at a maximum liquid load rate of **5,500 bbl/hr**, and at a maximum liquid discharge rate of **4,300 bbl/hr**.

2. In accordance with reference (b), the set-point of the overfill shutdown system shall be no higher than **7 inches** below the tank top of cargo tank 1 P/S and 2 P/S, and set no higher than **9.5 inches** below the tank top of cargo tank 3 P/S.

3. The oil transfer procedures shall include a table or graph showing the liquid transfer rate versus the pressure drop, as required by 46 CFR 39.30-1(b)(3), to the satisfaction of the cognizant OCMI. This information must be taken from the calculations, tables, and graphs contained within reference (b). However, the table or graph added to the oil transfer procedures should exclude unauthorized cargoes, and shall not reflect transfer rates exceeding the maximum liquid load rate approved in paragraph 1.

4. The tanks share a common vent header, which would allow mixing of various vapors and liquid cargoes. Note this configuration restricts the types of cargoes that can be carried simultaneously.

5. Enclosure (3) contains VCS Category 2 and 4. Polymerization and residue build-up of these cargoes can adversely affect the operation of the vapor collection system. The barge's owner must develop a method for internal visual inspection to verify that fouling of VCS components is not occurring, to the satisfaction of the cognizant OCMI.

6. In conjunction with this review, we have generated the subject vessel's cargo authority based on the Tank Group Characteristics Loading Form submitted with your email dated September 14, 2012. The 46 CFR 151 Cargo List is attached as enclosure (2).

7. The Cargo Authority Attachment (CAA) for each vessel is now available in the Coast Guard's Marine Information for Safety and Law Enforcement (MISLE). The CAA will contain the cargoes found in enclosures (1) and (2). Please note that only the cognizant OCMI can issue a vessel's CAA, which is valid only when referenced by and attached to a valid Certificate of Inspection (COI). The OCMI will verify the carriage authority and vapor control tank group characteristics we used to create enclosures (1) and (2) are consistent with the vessel's actual construction. Enclosure (3) contains the VCS tank group characteristics and our recommended COI endorsement.

As a condition of your participation in MSC's electronic commerce program, you must provide a copy of the approved drawings to the OCMI, along with a copy of the corresponding MSC approval letter.

Our Project Number for this vessel is **P014938**. Please ensure that future correspondence includes the Project Number and Official Number that appears in the subject line for each barge.

16710/P014938
Serial: C1-1204161
September 25, 2012

Subj: Conrad Shipyard Hull C-994 through C-997;
Vapor Collection System and List of Authorized Cargoes

If you have any questions concerning our review, please contact Lieutenant Rachel Beckmann at the number listed above.

Sincerely,

J. B. Wheeler
Lieutenant, U. S. Coast Guard
Assistant Chief, Tank Vessel and Offshore Division
By direction

Encl: (1) Vapor Collection System List of Cargoes; Conrad Shipyard Hull Nos. C-994 through C-997; dated September 25, 2012
(2) 46 CFR Part 151 Cargo List, Conrad Shipyard Hull Nos. C-994 through C-997; dated September 25, 2012
(3) VCS PRIS; Conrad Shipyard Hull Nos. C-994 through C-997; dated September 25, 2012

Copy: Commander, Coast Guard Sector Morgan City, w/ enclosures

U.S. Department of
Homeland Security

United States
Coast Guard



Commanding Officer
United States Coast Guard
Marine Safety Center

US Coast Guard Stop 7410
4200 Wilson Blvd., Suite 400
Arlington, VA 20598-7410
Staff Symbol: MSC-3
Phone: (703) 872-6731
Email: msc@uscg.mil

16710/P018840
Serial: C1-1401474
May 2, 2014

Conrad Industries, Inc.
Attn: Mr. Richard Soudelier
P.O. Box 790
Morgan City, LA 70381
RLSoudelier@ConradIndustries.com

Subj: CBC 391, O.N. 1253071, Conrad Shipyard Hull No. C-1082
CBC 392, O.N. 1253072, Conrad Shipyard Hull No. C-1083
297'-6" x 54' x 12' Unmanned Double Hull Type II/III Tank Barges (O/D)
Grade A (max. 25 psia Reid) and Lower Flammable Liquids Identified in 46 CFR Table
30.25-1 or 46 CFR Part 153 Table 2, and Specified Hazardous Cargoes
Design Density: 8.7 lbs/gal; Maximum Cargo Density: 12.5 lbs/gal
Rivers, Lakes, Bays, and Sounds; Limited Coastwise on unmanned fair weather voyages
only, not more than 12 miles offshore between St. Marks and Carrabelle, Florida
Plan Approval Extension

Ref: (a) Conrad Industries Inc., letter dated April 7, 2014
(b) Conrad Industries Inc. Doc., "WTS To Add/Subtract Per Structural Mods," 1 page,
dated April 7, 2014
(c) Navigation and Vessel Inspection Circular no. 14-81, Stability Tests; Waiving of for
"Sister Vessels"
(d) Marine Safety Manual, Volume IV, 6.D.2; "Sister Vessels"

Dear Mr. Soudelier:

We have reviewed the information submitted with your emails dated April 7, 2014 (MSC Document Nos. 1412621 and 1412622) and April 25, 2014 (MSC Document No. 1413283), wherein you have requested that plans previously approved under the following projects be used for the construction of the subject vessels:

MSC Project Number	Vessel Name	Shipyard/Hull No.
P018276	CBC 387	Conrad Shipyard Hull C-1039
P014938	JARED JOSEPH	Conrad Shipyard Hull C-994

Enclosure (1) includes details regarding MSC approval letters for previously approved plans you wish to use for the construction of the subject vessels. By copy of this letter, we recommend the

Subj: CBC 391, O.N. 1253071, Conrad Shipyard Hull No. C-1082
CBC 392, O.N. 1253072, Conrad Shipyard Hull No. C-1083
Plan Approval Extension

OCMI extend approval of all drawings and calculations addressed in enclosure (1) to the subject vessels. This extension of plan approval is based on our understanding that:

- a. The subject vessel will be built to the same plans as those specified in enclosure (1),
- b. The regulations used for the original plan approval have not changed since the original plan approval,
- c. The owner of the original plans specifically authorizes the use of the plans for new construction,
- d. There are no modifications to subject vessel or any of the installed systems which would require additional review, and
- e. All comments provided in the original approval letters, accompanying the approved plans, still apply.

You must provide the OCMI a copy of each item listed in enclosure (1) with its corresponding MSC approval letter. Plans that do not conform to any part of (a) through (e) above shall be submitted to our office for approval. The installation, workmanship, and testing shall be to the satisfaction of the OCMI. Any vessel system, arrangement, structure, or other item that requires plan approval but is not covered by an extension must be either submitted to the MSC for review or reviewed by the OCMI.

We have reviewed the information submitted with references (a) and (b), requesting sister vessel status for Conrad Shipyard Hulls C-1082 and C-1083. In accordance with reference (c) and reference (d), we find Conrad Shipyard Hulls C-1082 and C-1083 to be sister to Conrad Shipyard Hull C-1039. Since the stability test was conducted for the parent vessel, neither the stability test nor the deadweight survey of Conrad Shipyard Hulls C-1082 and C-1083 will be required and we will use result from Conrad Shipyard Hull C-1039. The stability of Conrad Shipyard Hull C-1039 is extended to Conrad Shipyard Hulls C-1082 and C-1083.

During construction, the Marine Safety Center must be notified of all modifications to the subject vessel which alter any plan listed in enclosure (1) and be provided a detailed analysis of their impact to the lightship characteristics of the vessel. The results of this analysis must include the weight change calculations described in reference (b). The Marine Safety Center will evaluate these modifications and determine if a deadweight survey will be necessary to reaffirm sister vessel status.

The Plan Review Information Sheet (PRIS) and Vapor Control System (VCS) PRIS for the subject vessels are included as enclosures (2) and (3). In addition, we have updated each vessel's cargo and vapor control authority. The 46 CFR 151 Cargo List and VCS List of Cargoes are included as enclosures (4) and (5).

Subj: CBC 391, O.N. 1253071, Conrad Shipyard Hull No. C-1082
CBC 392, O.N. 1253072, Conrad Shipyard Hull No. C-1083
Plan Approval Extension

The updated Cargo Authority Attachments (CAAs), containing the cargoes found in enclosure (4) and vapor control authority for the cargoes found in enclosure (5), will be are now available for issuance by the OCMI.

Please note that only the local OCMI can issue a vessel's CAA as part of the Certificate of Inspection (COI). The OCMI will verify the carriage authority and vapor control tank group characteristics we used as a basis for creating enclosures (4) and (5) are consistent with the vessel's actual design. For the OCMI's convenience, we have included the following recommended COI endorsement:

Only those hazardous cargoes named in the vessel's Cargo Authority Attachment, Serial No. C1-1401474 dated May 2, 2014, may be carried and then only in the tanks indicated.

When the vessel is carrying cargoes containing greater than 0.5% benzene, the person in charge is responsible for ensuring the provisions of 46 US Code of Federal Regulations Part 197, Subpart C are applied.

In accordance with 46 CFR Part 39, excluding part 39.40, this vessel's vapor control system has been inspected to the plans approved by Marine Safety Center letters Serial No. C1-1204161 dated September 25, 2012 and extended by C1-1401474 dated May 2, 2014, and found acceptable for collection of bulk liquid cargo vapors annotated with "Yes" in the CAA's VCS column.

Our Project Number for these vessels is **P018840**. Please ensure that future correspondence includes the Project Number, and the Official Number of each barge.

(continued...)

16710/P018840
Serial: C1-1401474
May 2, 2014

Subj: CBC 391, O.N. 1253071, Conrad Shipyard Hull No. C-1082
CBC 392, O.N. 1253072, Conrad Shipyard Hull No. C-1083
Plan Approval Extension

If you have any questions concerning our review, please contact Lieutenant Dixon Whitley at the number listed above.

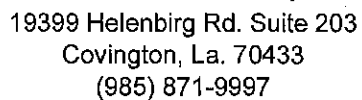
Sincerely,

M. J. SEXTON
Lieutenant, U. S. Coast Guard
Assistant Chief, Tank Vessel and Offshore Division
By direction

Encl: (1) Plan Approval Extension Request Form, dated April 7, 2014
(2) Plan Review Information Sheet (PRIS), Conrad Shipyard Hulls C-1082 and C-1083, dated May 2, 2014
(3) VCS PRIS, Conrad Shipyard Hulls C-1082 and C-1083, dated May 2, 2014
(4) 46 CFR Part 151 Cargo List, Conrad Shipyard Hulls C-1083 and C-1083, dated May 2, 2014
(5) VCS List of Cargoes, Conrad Shipyard Hulls C-1082 and C-1083, dated May 2, 2014

Copy: Commanding Officer, Coast Guard Marine Safety Unit Morgan City, LA

REVISIONS			
REV	DESCRIPTION	DATE	BY
1	A. Changed HVPV valve from ERL to Tanktech per owner request. B. Modified calculations to suit. C. Added hull C.- 994 TARU C-997	9-25-12	RA



VAPOR CONTROL SYSTEM CALCULATIONS

I. VAPOR CONTROL SYSTEM CALCULATIONS - SUMMARY**A. General Description of Vessel:**

Builder:	CONRAD INDUSTRIES, INC	
Builder's hull numbers:	Conrad C-994 THRU C-997	
Year Built:	2012 / 2013	
Official Numbers:		
Owner:		
Vessel Names:		
Vessel Dimensions:	297'-6" x 54'-0" x 12'-0"	
Service:	Inland Tank Barge (D/O)	
Classification:	None	
Max Design Working Pressure of Tanks:	3.00	(psig)
Max Cargo Loading Rate	5,500	(bbl/hr)
Maximum Discharge Rate	4,300	(bbl/hr)
VCS Cargoes:	See Table 1	
Maximum Vapor-Air Mixture Density:	0.35 (Pentane, all isomers)	(lbm/ft ³)
Maximum Vapor Growth Rate:	1.54 (Pentane, all isomers)	(lbm/ft ³)

B. General Description of Vapor Control System:

[Note: Also see Reference 6 for details of vapor control system.]

1. Pipe:

One (1) 8" diam longitudinal vapor header fitted with a 6" high-velocity PV Valve.
 One (1) 8" diam tranverse vapor header with 8" shore connection valves.
 One (1) 8" diam branch line off longitudinal header to each cargo tank.
 (See Reference 6 for system layout)

2. High Velocity PV Valve:

Model:	Tanktech/Bergan KLPH-6	
Pressure Setting:	1.50	(psig)
Vacuum Setting:	0.5	(psig)
PV Valve Flow Capacity:	See Att. 1	(bbl/hr)

3. Spill Valve:

Model:	None installed
Pressure Setting:	N/A

4. Vapor Recovery Hose:

Diameter:	8" (assumed)
Length:	50' (assumed)

5. Cargo Tank P-V Valves:

	(One central P/V valve only, no individual tank P-V valves)	
Model:	See #2 above.	
Pressure Setting:	1.50	(psig)
Vacuum Setting:	0.5	(psig)

C. VCS Calculations:**1. Cargo Authority:**

The vapor collection system installed on this barge is designed for Grade A and lower petroleum products and chemicals. Typical cargoes to be carried by this barge are listed in Table 1. These cargoes are to be listed in the Cargo Authority Attachment (CAA) of the barge's Certificate of Inspection. Note that Table 1 is not intended to be an all-inclusive list and the CAA should therefore not be limited to these cargoes. Other cargoes with less restrictive or equal characteristics shall also be included on the CAA.

2. Determining Vapor-Air Mixture Density and Vapor Growth Rate:

Of the cargoes carried, Pentane has the highest vapor-air mixture density. Pentane also has the greatest vapor growth rate. (See Table 1)

3. The Maximum Liquid Transfer Rate as Imposed by the Capacity of the Cargo Tank Venting System: (Ref: 46 CFR 39.20-11)

Tanks #1 P/S are the farthest tanks from the High-Velocity P-V Valve in terms of total equivalent pipe length. Using factors from Reference 4 and 9, the total equivalent length of pipe is calculated for this path. This calculation is shown in Table 2.

Using Darcy's equation, and friction factors selected as appropriate for the pipe size, and the maximum liquid transfer rate, the pressure drop along the VCS piping from tank #1P to the P-V Valve is calculated using the total equivalent length of pipe from Table 2. The pressure drop calculations were done for the maximum loading rate (5,500 BBL/hr) for this barge. This maximum loading rate is based on loading one tank at a time. This calculation is shown in Table 3.

Conclusions:

Using a 5,500 bbl/hr maximum liquid transfer rate (for Pentane and lower cargos), the vapor-air mixture and air-equivalent volumetric flow rates for each cargo are shown in Table 3. The greatest pressure drop in the cargo tank venting system is 0.24 psig for Pentane cargo. At a pressure relief setting of 1.5 psig, the high-velocity P-V valve has an adequate flow capacity (see attachment 1). The greatest total back pressure imposed on the tanks by the cargo tank venting system (1.03 psig) does not exceed the design working pressure of the cargo tanks (3.00 psig). Also, the vacuum relieving capacity of the P-V Valve has been checked against the maximum discharge rate and has been found to have adequate vacuum relieving capacity (see Table 3).

4. The Maximum Liquid Transfer Rate as Imposed by the Relieving Capacity of the Cargo Tank Spill Valves:

No spill valves are installed on this barge.

5. The Maximum Liquid Transfer Rate as Imposed by the Set Point of the Overfill Alarm:

At the maximum cargo loading rate of 5,500 bbl/hr, required overfill alarm set points have been calculated such that the person in charge of the transfer operations has more than 60 seconds from the overfill alarm to stop the transfer operations before the tank overflows. (See attached overfill alarm set point calculation sheets.) The overfill alarms will need to be set at or below these calculated levels to ensure that the VCS complies with 46 CFR 39.20-9. In addition, the overfill alarms must also be set at or below a capacity of 98.5% to comply with 33CFR155.775.

6. The Maximum Liquid Transfer Rate as imposed by the pressure drop between the most remote tank and the facility vapor connection (Ref: 46 CFR 39.30-1(d)(3):

This requires the sum of the pressure drop along the longest path from the cargo tank to the vessel vapor connection and the back pressure at the facility vapor connection not to exceed 80 percent of the pressure setting of any pressure relief valve in the system. Tanks #1 P/S are the farthest from the facility vapor connection (in terms of total equivalent length of pipe). The total equivalent length from cargo tank #1P to the facility vapor connection is given in Table 4.

Using Darcy's equation, and friction factors selected as appropriate for the pipe size, and the maximum liquid transfer rate, the pressure drop along the VCS piping from tank #1P to the facility vapor connection is calculated using the total equivalent length of pipe from Table 4. These calculations are shown in Table 5.

Conclusions:

Pressure drop at the maximum liquid transfer rate of 5,500 bbl/hr (for Pentane and lower cargoes) along this path for each cargo is given in Table 5. The highest pressure drop (for Pentane) does not exceed 80 percent of the P-V valve pressure setting. If the pressure drop between the facility vapor connection and the shore facility's pressure sensor is known, it should be added to the pressure drop along this path to ensure that the total pressure drop does not exceed 80 percent of the P-V valve pressure setting.

7. Graph as Required by 46 CFR 39.30-1(b)(3):

See attached.

Table 1 Determination of Vapor-Air Mixture Density & Vapor Growth Rate

	CHRIS Code	Name	VCS Category	Liquid S.G.	*Vapor Press. @ 115 F (psia)	Vapor S.G.	Vapor-air Mixture Weight Density (lb/ft ³)	Vapor Growth Rate	Max. Loading Rate	Vapor Volumetric Flow Rate (bbl/hr)	Air Equivalent Volumetric Flow Rate (bbl/hr)	Pressure Drop to PV Valve in VCS (See Table 3) (psig)	Pressure Drop to Facility Connection in VCS (See Table 5) (psig)
	1	ACN Acrylonitrile	4	0.81	5.00	1.80	0.095	1.10	5,500	6050	6756	0.033	0.066
	2	ACT Acetone	1	0.79	10.00	2.00	0.123	1.20	5,500	6600	8393	0.052	0.102
	3	ACP Acetophenone	1	1.03	0.60	4.14	0.085	1.01	5,500	5568	5881	0.025	0.050
	4	AND Adiponitrile	1	0.95	0.01	3.73	0.076	1.00	5,500	5501	5506	0.022	0.044
	5	AEC Amyl acetate (all isomers)	1	0.88	0.33	0.10	0.075	1.01	5,500	5536	5485	0.022	0.044
	6	AAI Amyl Alcohol (iso-, n-, sec-, primary)	1	0.82	0.30	3.04	0.079	1.01	5,500	5533	5637	0.023	0.046
	7	ATN Acetonitrile	3	0.78	0.03	1.41	0.076	1.00	5,500	5503	5505	0.022	0.044
	8	BAL Benzyl Alcohol	1	1.05	0.10	3.73	0.077	1.00	5,500	5511	5567	0.023	0.045
	9	BNZ Benzene	1	0.88	4.50	2.80	0.114	1.25	5,500	6875	8420	0.052	0.103
	10	BTX Benzene, Toluene, Xylene mixtures (10% Benzene or more)	1	0.84	7.30	2.80	0.138	1.25	5,500	6875	9252	0.063	0.124
	11	BAR Butyl Acrylate (iso-, n-)	2	0.90	0.60	4.42	0.086	1.01	5,500	5566	5908	0.026	0.051
	12	BAX Butyl Acetate (all isomers)	1	0.87	0.60	4.00	0.085	1.01	5,500	5566	5867	0.025	0.050
	13	IAL Butyl Alcohol (iso-)	1	0.81	0.90	2.60	0.083	1.02	5,500	5599	5843	0.025	0.050
	14	BAN Butyl Alcohol (n-)	1	0.81	0.50	0.10	0.074	1.01	5,500	5555	5477	0.022	0.044
	15	BAS Butyl Alcohol (sec-)	1	0.81	1.30	2.60	0.086	1.03	5,500	5643	5994	0.026	0.052
	16	BAT Butyl Alcohol (tert-)	1	0.78	2.80	2.60	0.097	1.06	5,500	5808	6562	0.032	0.063
	17	BPH Butyl Benzyl Phthalate	1	1.12	0.01	10.80	0.077	1.00	5,500	5501	5518	0.022	0.044
	18	BAD iso-Butyraldehyde	1	0.80	7.50	2.50	0.131	1.16	5,500	6358	8344	0.051	0.101
	19	BTR n-Butyraldehyde	1	0.80	7.80	2.50	0.131	1.16	5,500	6358	8344	0.051	0.101
	20	BUE Butyl Toluene	1	0.85	0.10	5.11	0.078	1.00	5,500	5511	5580	0.023	0.045
	21	CLS Caprolactam Solutions	1	1.02	0.05	3.90	0.077	1.00	5,500	5506	5530	0.022	0.044
	22	CCH Cyclohexanone	1	0.95	0.20	3.40	0.078	1.00	5,500	5522	5603	0.023	0.046
	23	CHA Cyclohexylamine	1	0.87	0.62	3.42	0.083	1.01	5,500	5568	5820	0.025	0.049
	24	CHX Cyclohexane	1	0.78	4.50	2.90	0.116	1.09	5,500	5995	7410	0.040	0.080
	25	CHN Cyclohexanol	1	0.95	0.15	3.45	0.078	1.00	5,500	5517	5579	0.023	0.045
	26	CPD 1,3-Cyclopentadiene dimer (molten)	2	0.69	0.25	4.55	0.080	1.01	5,500	5528	5677	0.024	0.047
	27	CMP p-Cymene	1	0.86	0.11	4.62	0.078	1.00	5,500	5512	5579	0.023	0.045
	28	CRB Chlorobenzene	1	1.11	0.80	3.88	0.087	1.02	5,500	5588	5972	0.028	0.052
	29	CRS Cresols	1	1.05	0.08	3.72	0.077	1.00	5,500	5509	5546	0.022	0.045
	30	CUM Cumene	1	0.86	0.60	4.20	0.085	1.01	5,500	5566	5887	0.025	0.050
	31	IDA Decaldehyde (iso-)	1	0.83	0.01	5.00	0.076	1.00	5,500	5501	5508	0.022	0.044
	32	DAL Decaldehyde (n-)	1	0.83	0.00	5.01	0.076	1.00	5,500	5500	5500	0.022	0.044
	33	DCE Decene	1	0.74	0.12	4.80	0.078	1.00	5,500	5513	5590	0.023	0.045
	34	DAX Decyl Alcohol (all isomers) (Decanol)	1	0.83	0.01	5.30	0.076	1.00	5,500	5501	5508	0.022	0.044
	35	DBZ Decylbenzene (n-)	1	0.86	0.01	7.52	0.076	1.00	5,500	5501	5512	0.022	0.044
	36	DAA Diacetone Alcohol	1	0.97	0.10	4.00	0.078	1.00	5,500	5511	5562	0.023	0.045
	37	DCH 1,1-Dichloroethane	1	1.18	9.90	3.41	0.188	1.20	5,500	6589	10361	0.079	0.156
	38	DPA Dibutyl Phthalate (ortho-)	1	1.05	0.00	9.59	0.076	1.00	5,500	5500	5500	0.022	0.044
	39	DEB Diethybenzene	1	0.87	0.08	4.62	0.078	1.00	5,500	5509	5558	0.023	0.045
	40	DEG Diethylene Glycol	1	1.12	0.01	3.66	0.076	1.00	5,500	5501	5506	0.022	0.044
	41	DEN Diethylamine	3	0.71	1.00	2.50	0.083	1.02	5,500	5610	5864	0.025	0.050
	42	DBL Diisobutylene	1	0.72	2.00	3.88	0.103	1.04	5,500	5720	6654	0.032	0.064
	43	DIK Diisobutyl Ketone	1	0.81	0.16	4.90	0.079	1.00	5,500	5518	5623	0.023	0.046
	44	DIP Diisopropanolamine	1	0.98	0.01	4.59	0.076	1.00	5,500	5501	5507	0.022	0.044
	45	DIX Diisopropylbenzene (all isomers)	1	0.86	0.03	5.60	0.077	1.00	5,500	5503	5527	0.022	0.044
	46	DTL Dimethyl Phthalate	1	1.19	0.00	6.69	0.076	1.00	5,500	5500	5500	0.022	0.044
	47	DOP Dioctyl Phthalate	1	0.98	0.00	13.47	0.076	1.00	5,500	5500	5500	0.022	0.044
	48	DPN Dipentene	1	0.84	0.10	4.90	0.078	1.00	5,500	5511	5577	0.023	0.045
	49	DIL Diphenyl	1	0.99	0.01	5.31	0.076	1.00	5,500	5501	5508	0.022	0.044
	50	DDO Diphenyl, Diphenyl Ether Mixtures	1	1.07	0.01	5.86	0.076	1.00	5,500	5501	5509	0.022	0.044
	51	DMF Dimethylformamide	1	0.95	0.30	2.51	0.078	1.01	5,500	5533	5610	0.023	0.046
	52	DPE Diphenyl Ether	1	1.07	0.01	5.87	0.076	1.00	5,500	5501	5509	0.022	0.044
	53	DPG Dipropylene Glycol	1	1.03	0.07	4.63	0.077	1.00	5,500	5508	5551	0.023	0.045
	54	DPX 1,1-, 1,2-, 1,3-Dichloropropane	3	1.16	6.30	3.90	0.162	1.13	5,500	6193	9034	0.060	0.119
	55	DFE Distillates Flashed Feed Stocks	1	0.75	2.30	3.40	0.102	1.05	5,500	5753	6661	0.032	0.064
	56	DSR Distillates Straight Run	1	0.73	2.30	3.40	0.102	1.05	5,500	5753	6661	0.032	0.064
	57	DOZ Dodecene (all isomers)	1	0.76	0.02	5.81	0.077	1.00	5,500	5502	5519	0.022	0.044
	58	DOB Dodecylbenzene	1	0.86	4.70	8.40	0.240	1.25	5,500	6875	12196	0.109	0.216
	59	EAC Ethyl Acrylate	2	0.93	2.00	3.50	0.100	1.04	5,500	5720	6543	0.031	0.062
	60	EAI 2-Ethylhexyl acrylate	2	0.89	0.02	6.35	0.077	1.00	5,500	5502	5520	0.022	0.044
	61	EEA 2-Ethoxyethyl acetate	1	0.97	0.02	4.70	0.077	1.00	5,500	5503	5517	0.022	0.044
	62	ETG Ethoxy Triglycol (crude)	1	1.02	0.00	6.14	0.076	1.00	5,500	5500	5500	0.022	0.044
	63	ETA Ethyl Acetate	1	0.90	4.50	3.04	0.119	1.09	5,500	5995	7504	0.041	0.082
	64	EAA Ethyl Acetoacetate	1	1.03	0.20	4.48	0.079	1.00	5,500	5522	5639	0.023	0.046
	65	EAL Ethyl Alcohol (Ethanol)	1	0.79	3.50	1.60	0.086	1.07	5,500	5885	6255	0.029	0.057
	66	ETB Ethyl Benzene	1	0.87	0.60	3.56	0.083	1.01	5,500	5566	5824	0.025	0.049
	67	EBT Ethyl Butanol	1	0.83	0.12	3.52	0.078	1.00	5,500	5513	5564	0.023	0.045
	68	EBE Ethyl tert-butyl ether	1	0.74	0.19	3.50	0.078	1.00	5,500	5521	5602	0.023	0.046

Vapor Recovery Calculations

	CHRIS Code	Name	VCS Category	Liquid S.G.	*Vapor Press. @ 115 F (psia)	Vapor S.G.	Vapor-air Mixture Weight Density (lb/ft ³)	Vapor Growth Rate	Max. Loading Rate	Vapor Volumetric Flow Rate (bbl/hr)	Air Equivalent Volumetric Flow Rate (bbl/hr)	Pressure Drop to PV Valve in VCS (See Table 3) (psig)	Pressure Drop to Facility Connection in VCS (See Table 5) (psig)
69	EBR	Ethyl butyrate	1	0.88	1.00	4.00	0.090	1.02	5,500	5610	6107	0.027	0.054
70	ECY	Ethyl Cyclohexane	1	0.79	0.50	3.87	0.083	1.01	5,500	5565	5795	0.025	0.049
71	EDC	Ethylene dichloride	1	1.26	4.00	3.42	0.122	1.08	5,500	5940	7508	0.041	0.082
72	EGL	Ethylene Glycol	1	1.19	0.01	2.21	0.078	1.00	5,500	5501	5503	0.022	0.044
73	EMA	Ethylene Glycol Butyl Ether Acetate	1	0.94	0.05	5.52	0.077	1.00	5,500	5506	5644	0.022	0.045
74	EGY	Ethylene Glycol Diacetate	1	1.10	0.01	5.03	0.076	1.00	5,500	5501	5508	0.022	0.044
75	EPE	Ethylene Glycol Phenyl Ether	1	1.10	0.01	4.80	0.078	1.00	5,500	5501	5508	0.022	0.044
76	EPP	Ethyl-3-ethoxypropionate	1	0.95	0.01	5.00	0.076	1.00	5,500	5501	5510	0.022	0.044
77	EHX	2-Ethylhexanol	1	0.84	0.02	4.50	0.076	1.00	5,500	5502	5514	0.022	0.044
78	EPR	Ethyl Propionate	1	0.89	3.50	1.60	0.086	1.07	5,500	5885	6255	0.029	0.057
79	ETE	Ethyl Toluene	1	0.88	0.28	4.15	0.080	1.01	5,500	5531	5679	0.024	0.047
80	FAM	Formamide	1	1.13	0.10	1.55	0.076	1.00	5,500	5511	5520	0.022	0.044
81	FMS	Formaldehyde Solution	1	1.13	0.15	1.03	0.076	1.00	5,500	5517	5517	0.022	0.044
82	FAL	Furfuryl Alcohol	1	1.13	0.05	3.40	0.077	1.00	5,500	5506	5528	0.022	0.044
83	FFA	Furfural	1	1.20	0.15	3.31	0.078	1.00	5,500	5517	5575	0.023	0.045
84	GAK	Gasoline Blending Stocks: Alkylates	1	0.75	12.50	3.40	0.217	1.25	5,500	6875	11610	0.099	0.196
85	GRF	Gasoline Blending Stocks: Reformates	1	0.80	12.50	3.40	0.217	1.25	5,500	6875	11610	0.099	0.196
86	GAT	Gasolines: Automotive	1	0.74	12.50	3.40	0.217	1.25	5,500	6875	11610	0.099	0.196
87	GAV	Gasolines: Aviation	1	0.71	12.50	3.40	0.217	1.25	5,500	6875	11610	0.099	0.196
88	GCS	Gasolines: Casinghead	1	0.67	12.50	3.40	0.217	1.25	5,500	6875	11610	0.099	0.196
89	GPL	Gasolines: Polymer	1	0.75	12.50	3.40	0.217	1.25	5,500	6875	11610	0.099	0.196
90	GSR	Gasolines: StraightRun	1	0.75	12.50	3.40	0.217	1.25	5,500	6875	11610	0.099	0.196
91	GCR	Glycerine	1	1.26	0.00	3.17	0.076	1.00	5,500	5500	5500	0.022	0.044
92	HMX	Heptane (all isomers)	1	0.68	2.50	3.45	0.105	1.05	5,500	5775	6779	0.034	0.067
93	HEP	Heptonic Acid	1	0.92	0.01	4.49	0.076	1.00	5,500	5501	5507	0.022	0.044
94	HTX	Heptanol (all isomers)	1	0.82	0.04	4.00	0.077	1.00	5,500	5504	5525	0.022	0.044
95	HPX	Heptene (all isomers)	2	0.70	2.90	3.40	0.109	1.06	5,500	5819	6958	0.035	0.070
96	HXS	Hexane (all isomers)	1	0.66	7.00	3.00	0.142	1.14	5,500	6270	8561	0.054	0.106
97	HXO	Hexanoic Acid	1	0.93	0.01	4.00	0.076	1.00	5,500	5501	5506	0.022	0.044
98	HXN	Hexanol	1	0.82	1.00	3.52	0.088	1.02	5,500	5610	6031	0.027	0.053
99	HEX	Hexene (all isomers)	2	0.67	8.00	2.90	0.148	1.16	5,500	6380	8882	0.058	0.115
100	HXG	Hexylene Glycol	1	0.92	0.01	1.10	0.076	1.00	5,500	5501	5501	0.022	0.044
101	IPH	Isophorone	1	0.93	0.01	4.75	0.076	1.00	5,500	5501	5507	0.022	0.044
102	JPF	Jet Fuels: JP-4	1	0.81	3.40	4.00	0.124	1.07	5,500	5874	7499	0.041	0.082
103	JPV	Jet Fuels JP-5 (Kerosene, heavy)	1	0.82	0.10	4.00	0.078	1.00	5,500	5511	5582	0.023	0.045
104	KRS	Kerosene	1	0.81	0.15	4.50	0.079	1.00	5,500	5517	5605	0.023	0.046
105	MTT	Methyl Acetate	1	0.92	6.10	2.60	0.122	1.12	5,500	6171	7812	0.045	0.089
106	MAL	Methyl Alcohol (Methanol)	1	0.79	6.63	1.10	0.079	1.13	5,500	6229	8355	0.030	0.059
107	MAC	Methylamyl Acetate	1	0.86	0.33	4.97	0.082	1.01	5,500	5536	5756	0.024	0.048
108	MAA	Methylamyl Alcohol	1	0.81	0.43	3.52	0.081	1.01	5,500	5547	5730	0.024	0.048
109	MAK	Methylamyl Ketone	1	0.82	0.05	1.00	0.078	1.00	5,500	5506	5506	0.022	0.044
110	MAM	Methyl Acrylate	2	0.95	4.10	3.00	0.115	1.08	5,500	5951	7303	0.039	0.078
111	MBE	Methyl Tert-Butyl Ether (MTBE)	1	0.74	0.04	3.10	0.077	1.00	5,500	5504	5519	0.022	0.044
112	MBK	Methyl Butyl Ketone	1	0.81	0.97	3.50	0.088	1.02	5,500	5607	6012	0.026	0.053
113	MBU	Methyl Butyrate	1	0.90	1.26	3.53	0.091	1.03	5,500	5639	6168	0.028	0.055
114	MEK	Methyl Ethyl Ketone	1	0.80	4.50	2.50	0.108	1.09	5,500	5995	7135	0.037	0.074
115	MHK	Methyl Heptyl Ketone	1	0.83	0.06	4.90	0.077	1.00	5,500	5507	5546	0.023	0.045
116	MIK	Methyl Isobutyl Ketone	1	0.80	1.15	3.45	0.089	1.02	5,500	5627	6096	0.027	0.054
117	MMM	Methyl methacrylate	2	0.94	2.02	3.45	0.099	1.04	5,500	5722	6538	0.031	0.062
118	MNA	Methyl Naphthalene	1	1.02	0.01	4.91	0.076	1.00	5,500	5501	5508	0.022	0.044
119	MNS	Mineral Spirits	1	0.75	0.20	4.30	0.079	1.00	5,500	5622	5633	0.023	0.046
120	MPL	Morpholine	1	1.00	0.80	3.00	0.084	1.02	5,500	5588	5857	0.025	0.050
121	MRE	Myrcene	1	0.80	0.17	4.70	0.079	1.00	5,500	5519	5625	0.023	0.046
122	PTN	Naphtha: Petroleum	1	0.74	0.19	3.50	0.078	1.00	5,500	5521	5600	0.023	0.046
123	NSV	Naphtha: Solvent	1	0.87	0.20	3.50	0.078	1.00	5,500	5522	5607	0.023	0.046
124	NSS	Naphtha: Stoddard Solvent	1	0.78	0.20	4.30	0.079	1.00	5,500	5622	5633	0.023	0.046
125	NVM	Naphtha: VM&P	1	0.77	0.19	4.30	0.079	1.00	5,500	5521	5627	0.023	0.046
126	NAX	Nonane (all isomers)	1	0.72	0.27	4.40	0.080	1.01	5,500	5530	5684	0.024	0.047
127	NON	Nonene (all isomers)	2	0.73	0.35	4.30	0.082	1.01	5,500	5539	5733	0.024	0.048
128	NNS	Nonyl Alcohol (all isomers)	1	0.94	0.10	5.00	0.078	1.00	5,500	5511	5579	0.023	0.045
129	NNP	Nonyl Phenol	1	0.95	0.01	7.60	0.076	1.00	5,500	5501	5512	0.022	0.044
130	NPM	1-, 2-Nitropropane	1	0.99	1.05	3.06	0.086	1.02	5,500	5616	5979	0.026	0.052
131	OAX	Octane (all isomers)	1	0.70	0.79	3.90	0.087	1.02	5,500	5587	5969	0.026	0.052
132	OCX	Octanol (all isomers)	1	0.83	0.01	4.48	0.076	1.00	5,500	5501	5507	0.022	0.044
133	OTX	Octene (all isomers)	2	0.72	0.90	3.90	0.088	1.02	5,500	5599	6033	0.027	0.053
134	OTW	Oil, fuel: No. 2	1	0.88	0.56	8.00	0.095	1.01	5,500	5562	6198	0.028	0.056
135	OTD	Oil, fuel: No. 2-D	1	0.90	0.69	3.40	0.084	1.01	5,500	5576	5853	0.025	0.050
136	OFR	Oil, fuel: No. 4	1	0.90	0.15	3.40	0.078	1.00	5,500	5517	5577	0.023	0.045
137	OFV	Oil, fuel: No. 5	1	0.94	0.15	3.40	0.078	1.00	5,500	5517	5577	0.023	0.045
138	OSX	Oil, fuel: No. 6	1	0.95	0.15	3.40	0.078	1.00	5,500	5517	5577	0.023	0.045
139	OIL	Oil, misc: Crude	1	0.95	0.15	3.40	0.078	1.25	5,500	6875	8951	0.035	0.070
140	ODS	Oil, Misc: Diesel	1	0.90	0.69	3.40	0.084	1.01	5,500	5576	5854	0.025	0.050
141	OLB	Oil, Misc: Lubricating	1	0.90	0.15	1.00	0.076	1.00	5,500	5517	5517	0.022	0.044

Vapor Recovery Calculations

	CHRIS Code	Name	VCS Category	Liquid S.G.	*Vapor Press. @ 115 F (psia)	Vapor S.G.	Vapor-air Mixture Weight Density (lb/ft ³)	Vapor Growth Rate	Max. Loading Rate	Vapor Volumetric Flow Rate (bbl/hr)	Air Equivalent Volumetric Flow Rate (bbl/hr)	Pressure Drop to PV Valve in VCS (See Table 3) (psig)	Pressure Drop to Facility Connection in VCS (See Table 5) (psig)
142	ORL	Oil, Misc: Residual	1	1.02	0.15	1.00	0.076	1.00	5,500	5517	5517	0.022	0.044
143	OTB	Oil, Misc: Turbine	1	0.87	0.30	5.40	0.082	1.01	5,500	5533	5754	0.024	0.048
144	PTY	Pentane (all isomers)	5	0.63	27.00	2.50	0.350	1.54	5,500	8470	18150	0.241	0.479
145	PTE	Pentene (all isomers)	5	0.64	24.95	2.40	0.310	1.50	5,500	8245	16640	0.203	0.402
146	PIN	Pinene	1	0.86	0.38	4.70	0.083	1.01	5,500	5542	5777	0.024	0.048
147	PLB	Polybutene	1	0.91	0.01	1.00	0.076	1.00	5,500	5501	5501	0.022	0.044
148	PGC	Polypropylene Glycol	1	1.01	0.10	1.00	0.076	1.00	5,500	5511	5511	0.022	0.044
149	IAC	Propyl Acetate (iso-)	1	0.89	1.80	3.52	0.097	1.04	5,500	5698	6447	0.030	0.060
150	PAT	Propyl Acetate (n-)	1	0.00	1.85	3.52	0.098	1.04	5,500	5704	6472	0.031	0.061
151	IPA	Propyl Alcohol (iso-)	1	0.79	3.00	2.07	0.091	1.06	5,500	5830	6382	0.030	0.059
152	PAL	Propyl Alcohol (n-)	1	0.80	1.20	2.07	0.082	1.02	5,500	5632	5851	0.025	0.050
153	PBY	Propylbenzene (all isomers)	1	0.86	0.20	4.14	0.079	1.00	5,500	5522	5628	0.023	0.046
154	IPX	Iso-Propylcyclohexane	1	0.80	0.01	4.35	0.076	1.00	5,500	5501	5507	0.022	0.044
155	PPG	Propylene Glycol	1	1.04	0.01	2.62	0.076	1.00	5,500	5501	5504	0.022	0.044
156	PGN	Propylene Glycol Methyl Ether Acetate	1	0.92	0.70	3.11	0.083	1.01	5,500	5677	5826	0.025	0.049
157	PTT	Propylene Tetramer	1	0.29	0.02	1.00	0.076	1.00	5,500	5502	5502	0.022	0.044
158	SFL	Sulfolane	1	1.26	0.01	4.14	0.076	1.00	5,500	5501	5506	0.022	0.044
159	STY	Styrene	2	0.92	0.40	3.60	0.081	1.01	5,500	5544	5719	0.024	0.048
160	TTG	Tetraethylene Glycol	1	1.20	0.01	6.70	0.076	1.00	5,500	5501	5511	0.022	0.044
161	THN	Tetrahydronaphthalene	1	0.97	0.04	4.56	0.077	1.00	5,500	5504	5529	0.022	0.044
162	TOL	Toluene	1	0.87	1.50	3.14	0.091	1.03	5,500	5665	6201	0.028	0.056
163	TCN	1,2,3-Trichloropropane	3	1.39	0.15	5.60	0.079	1.00	5,500	5517	5633	0.023	0.046
164	TCP	Tricresyl Phosphate (less than 1% of ortho)	1	1.16	0.01	12.69	0.077	1.00	5,500	5501	5521	0.022	0.044
165	TEB	Triethylbenzene	1	0.88	0.02	5.60	0.077	1.00	5,500	5502	5518	0.022	0.044
166	TEN	Triethylamine	3	0.73	2.50	3.49	0.105	1.05	5,500	5775	6795	0.034	0.067
167	TEG	Triethylene Glycol	1	1.12	0.01	5.17	0.076	1.00	5,500	5501	5508	0.022	0.044
168	TPS	Triethyl Phosphate	1	1.07	0.03	6.28	0.077	1.00	5,500	5503	5530	0.022	0.044
169	TRE	Trimethylbenzene (all isomers)	1	0.89	0.14	4.20	0.078	1.00	5,500	5515	5588	0.023	0.045
170	TRP	Trixylenyl Phosphate	1	1.16	0.00	14.20	0.076	1.00	5,500	5500	5500	0.022	0.044
171	THF	Tetrahydrofuran	1	0.89	8.50	1.35	0.090	1.17	5,500	6435	7001	0.036	0.071
172	UDC	Undecene	1	0.75	0.05	5.32	0.077	1.00	5,500	5506	5542	0.022	0.045
173	UND	Undecyl Alcohol	1	0.84	0.01	5.94	0.076	1.00	5,500	5501	5509	0.022	0.044
174	VAM	Vinyl Acetate	2	0.94	5.80	2.97	0.130	1.12	5,500	6138	8015	0.047	0.093
175	XLX	Xylenes (ortho-, meta-, para-)	1	0.89	0.51	3.68	0.083	1.01	5,500	5556	5786	0.024	0.049

max = 0.350 1.54

max = 0.241 0.479

Notes: 1. The above data is sourced from the USCG CHRIS Manual (Ref. 7) & from various manufacturer's MSDS's.

Calculation of Maximum Liquid Transfer Rate as Imposed by the Capacity of the Cargo Tank Venting System

Table 2

Note: Darcy's equation will be used to estimate the pressure drop of the vapor-air mixture through the vent piping from the farthest tank in terms of equivalent pipe length (#1P) to the P-V valve. Equivalent length for this path is calculated using Crane's Technical Paper 410 (Ref 4) and Cameron Hydraulic Data handbook (Ref 9).

Calculate equivalent lengths of pipe:

a. Pipe run #1

Description:

8" Branch (Exp trunk to vapor stack)

Pipe size, nominal:

8" sch. 40 pipe

Pipe ID (inches):

7.98

Item	Description	Size (in)	Qty	Unit Equivalent Length (ft)	Total Equivalent Length (ft)
1	Entrance	8	1	23.3	23.3
2	Straight Pipe	8	1	54.0	54.0
3	Tee, branch	8	2	39.9	79.8
4	Tee, flow	8	1	13.3	13.3
5					
6					
	Sum (pipe run #1)				170.4

b. Pipe run #2

Description:

6" branch at P-V valve

Pipe size, nominal:

6" sch. 40 pipe

Pipe ID (inches):

6.07

Item	Description	Size (in)	Qty	Unit Equivalent Length (ft)	Total Equivalent Length (ft)
1	Straight Pipe	6	1	3.0	3.0
2	Reducer (8x6)	6	1	6.4	6.4
	Sum (pipe run #2)				9.4

Table 3 Calculation of Maximum Liquid Transfer Rate as Imposed by the Capacity of the Cargo Tank Venting System (Continued)

A. Calculate pressure drop using Darcy's equation:

					Pipe run #1			8" Branch (Exp trunk to vapor stack)			Pipe run #2				
					Description: 7.88 (in)			Description: 6" branch at P-V valve							
					Equiv. Pipe Length (table 2a): 170.4 (feet)			Equiv. Pipe Length (table 2b): 9.4 (feet)							
					Darcy friction factor: 0.014			Darcy friction factor: 0.015							
CHRIS Code	Name	Vapor-air Mixture Weight Density (from Table 1) (lb/ft ³)	Liquid Transfer Rate (bbl/hr)	Vapor Growth Rate	Vapor Volumetric Flow Rate (bbl/hr)	Mean Velocity (ft/s)	Pressure Drop (pipe run #1) (psig)	Vapor Volumetric Flow Rate (bbl/hr)	Mean Velocity (ft/s)	Pressure Drop (pipe run #2) (psig)	Pressure Drop (Total) (psig)	Air Equiv. Volumetric Flow Rate (bbl/hr)			
1	ACN	Acrylonitrile	0.095	5,500	1,100	6050	27.18	0.027	6050	46.95	0.006	0.033	6756		
2	ACT	Acetone	0.123	5,500	1,200	6000	29.63	0.042	6000	51.22	0.010	0.052	8393		
3	ACP	Acetophenone	0.085	5,500	1,012	5566	24.99	0.021	5566	43.19	0.005	0.025	5881		
4	AND	Adiponitrile	0.076	5,500	1,000	5501	24.70	0.018	5501	42.69	0.004	0.022	5506		
5	AEC	Amyl acetate (all isomers)	0.075	5,500	1,007	5536	24.86	0.018	5536	42.96	0.004	0.022	5485		
6	AAI	Amyl Alcohol (iso-, n-, sec-, primary)	0.079	5,500	1,006	5533	24.84	0.019	5533	42.94	0.004	0.023	5637		
7	ATN	Acetonitrile	0.076	5,500	1,001	5503	24.71	0.018	5503	42.71	0.004	0.022	5605		
8	BAL	Benzyl Alcohol	0.077	5,500	1,002	5511	24.74	0.018	5511	42.77	0.004	0.023	5657		
9	BNZ	Benzene	0.114	5,500	1,250	6875	30.87	0.042	6875	53.35	0.010	0.052	8420		
10	BTX	Benzene, Toluene, Xylene mixtures (10% Benzene)	0.138	5,500	1,250	6875	30.87	0.051	6875	53.35	0.012	0.063	9252		
11	BAR	Butyl Acrylate (iso-, n-)	0.085	5,500	1,012	5566	24.99	0.021	5566	43.19	0.005	0.026	5908		
12	BAX	Butyl Acetate (all isomers)	0.085	5,500	1,012	5566	24.99	0.020	5566	43.19	0.005	0.025	5867		
13	IAL	Butyl Alcohol (iso-)	0.083	5,500	1,018	5599	25.14	0.020	5599	43.45	0.005	0.026	5843		
14	BAN	Butyl Alcohol (n-)	0.074	5,500	1,010	5555	24.94	0.018	5555	43.11	0.004	0.022	5477		
15	BAS	Butyl Alcohol (sec-)	0.088	5,500	1,026	5643	25.34	0.021	5643	43.79	0.005	0.026	5994		
16	BAT	Butyl Alcohol (tert-)	0.097	5,500	1,056	5808	26.08	0.026	5808	45.07	0.006	0.032	6562		
17	BPH	Butyl Benzyl Phthalate	0.077	5,500	1,000	5501	24.70	0.018	5501	42.69	0.004	0.022	5518		
18	BAD	iso-Butylaldehyde	0.131	5,500	1,156	6358	28.55	0.041	6358	49.34	0.010	0.051	8344		
19	BTR	n-Butylaldehyde	0.131	5,500	1,156	6358	28.55	0.041	6358	49.34	0.010	0.051	8344		
20	BUE	Butyl Toluene	0.078	5,500	1,002	5511	24.74	0.018	5511	42.77	0.004	0.023	5580		
21	CLS	Caprolactam Solutions	0.077	5,500	1,001	5506	24.72	0.018	5506	42.72	0.004	0.022	5530		
22	COH	Cyclohexanone	0.078	5,500	1,004	5522	24.79	0.019	5522	42.85	0.004	0.023	5603		
23	CHA	Cyclohexylamine	0.083	5,500	1,012	5568	25.00	0.020	5568	43.21	0.005	0.025	5820		
24	CHX	Cyclohexane	0.116	5,500	1,090	5995	26.92	0.033	5995	46.62	0.008	0.040	7410		
25	CHN	Cyclohexanol	0.078	5,500	1,003	5517	24.77	0.018	5517	42.81	0.004	0.023	5579		
26	CPD	1,3-Cyclopentadiene dimer (molten)	0.080	5,500	1,005	5528	24.82	0.019	5528	42.90	0.004	0.024	5677		
27	CMP	p-Cymene	0.078	5,500	1,002	5512	24.75	0.018	5512	42.78	0.004	0.023	5579		
28	CRB	Chlorobenzene	0.087	5,500	1,016	5588	25.09	0.021	5588	43.36	0.005	0.028	5972		
29	CRS	Cresols	0.077	5,500	1,002	5509	24.73	0.018	5509	42.75	0.004	0.022	5546		
30	CUM	Cumene	0.085	5,500	1,012	5566	24.99	0.021	5566	43.19	0.005	0.025	5887		
31	IDA	Decaldehyde (iso-)	0.076	5,500	1,000	5500	24.70	0.018	5500	42.68	0.004	0.022	5508		
32	IDL	Decaldehyde (n-)	0.076	5,500	1,000	5500	24.70	0.018	5500	42.68	0.004	0.022	5500		
33	DCE	Decene	0.078	5,500	1,002	5513	24.75	0.019	5513	42.78	0.004	0.023	5590		
34	DAX	Decyl Alcohol (all isomers) (Decanol)	0.076	5,500	1,000	5501	24.70	0.018	5501	42.69	0.004	0.022	5508		
35	DBZ	Decylbenzene (n-)	0.076	5,500	1,000	5501	24.70	0.018	5501	42.69	0.004	0.022	5512		
36	DAA	Diacetone Alcohol	0.078	5,500	1,002	5511	24.74	0.018	5511	42.77	0.004	0.023	5582		
37	DCH	1,1-Dichloroethane	0.188	5,500	1,198	6589	29.59	0.064	6589	51.13	0.015	0.079	10361		
38	DPA	Diisobutyl Phthalate (ortho-)	0.076	5,500	1,000	5500	24.70	0.018	5500	42.68	0.004	0.022	5506		
39	DEB	Diethylbenzene	0.078	5,500	1,002	5508	24.73	0.018	5508	42.75	0.004	0.023	5558		
40	DEG	Diethylene Glycol	0.076	5,500	1,000	5501	24.70	0.018	5501	42.69	0.004	0.022	5506		
41	DEN	Diethylamine	0.083	5,500	1,020	5610	25.19	0.020	5610	43.84	0.005	0.026	5864		
42	DBL	Diisobutylene	0.103	5,500	1,040	5720	25.65	0.026	5720	44.39	0.006	0.032	6654		
43	DIK	Diisobutyl Ketone	0.079	5,500	1,003	5518	24.77	0.019	5518	42.82	0.004	0.023	5623		
44	DIP	Diisopropanolamine	0.076	5,500	1,000	5501	24.70	0.018	5501	42.69	0.004	0.022	5507		
45	DIX	Diisopropylbenzene (all isomers)	0.077	5,500	1,001	5503	24.71	0.018	5503	42.71	0.004	0.022	5527		
46	DTL	Dimethyl Phthalate	0.076	5,500	1,000	5500	24.70	0.018	5500	42.68	0.004	0.022	5500		
47	DOP	Diisobutyl Phthalate	0.076	5,500	1,000	5500	24.70	0.018	5500	42.68	0.004	0.022	5500		
48	DPN	Dipentene	0.078	5,500	1,002	5511	24.74	0.018	5511	42.77	0.004	0.023	5577		
49	DIL	Diphenyl	0.076	5,500	1,000	5501	24.70	0.018	5501	42.69	0.004	0.022	5508		
50	DDO	Diphenyl, Diphenyl Ether Mixtures	0.076	5,500	1,000	5501	24.70	0.018	5501	42.69	0.004	0.022	5509		
51	DMF	Dimethylformamide	0.078	5,500	1,006	5533	24.84	0.019	5533	42.94	0.004	0.023	5610		
52	DPE	Diphenyl Ether	0.078	5,500	1,000	5501	24.70	0.018	5501	42.69	0.004	0.022	5509		
53	DPG	Dipropylene Glycol	0.077	5,500	1,001	5508	24.73	0.018	5508	42.74	0.004	0.023	5561		
54	DPX	1,1-, 1,2-, 1,3-Dichloropropane	0.162	5,500	1,126	6193	27.81	0.048	6193	48.06	0.011	0.060	9034		
55	DFF	Distillates Flashed Feed Stocks	0.102	5,500	1,046	5753	25.83	0.026	5753	44.65	0.006	0.032	6661		
56	DSR	Distillates Straight Run	0.102	5,500	1,046	5753	25.83	0.026	5753	44.66	0.006	0.032	6661		
57	DOZ	Dodecane (all isomers)	0.077	5,500	1,000	5502	24.71	0.018	5502	42.70	0.004	0.022	5519		
58	DOB	Dodecylbenzene	0.240	5,500	1,250	6875	30.87	0.048	6875	53.35	0.021	0.109	12196		
59	EAC	Ethyl Acrylate	0.100	5,500	1,040	5720	25.68	0.026	5720	44.39	0.006	0.031	6543		
60	EAI	2-Ethylhexyl acrylate	0.077	5,500	1,000	5502	24.71	0.018	5502	42.70	0.004	0.022	5520		
61	EEA	2-Ethoxyethyl acetate	0.077	5,500	1,000	5503	24.71	0.018	5503	42.70	0.004	0.022	5517		
62	ETG	Ethoxy Triethyl (crude)	0.078	5,500	1,000	5500	24.70	0.018	5500	42.68	0.004	0.022	5500		
63	ETA	Ethyl Acetate	0.119	5,500	1,090	5995	26.92	0.033	5995	46.62	0.008	0.041	7604		
64	EAA	Ethyl Acetoacetate	0.079	5,500	1,004	5522	24.79	0.019	5522	42.85	0.004	0.023	5639		
65	EAL	Ethyl Alcohol (Ethanol)	0.086	5,500	1,070	5885	26.42	0.023	5885	45.67	0.005	0.029	6255		
66	ETB	Ethyl Benzene	0.083	5,500	1,012	5568	25.00	0.020	5568	43.21	0.005	0.026	5824		
67	EBT	Ethyl Butanol	0.078	5,500	1,002	5513	24.75	0.018	5513	42.78	0.004	0.023	5564		
68	EBE	Ethyl tert-butyl ether	0.078	5,500	1,004	5521	24.79	0.019	5521	42.85	0.004	0.023	5602		
69	EBR	Ethyl butyrate	0.090	5,500	1,020	5610	25.19	0.022	5610	43.84	0.005	0.026	5824		
70	EGY	Ethyl Cyclohexane	0.083	5,500	1,010	5555	24.94	0.020	5555	43.4					

					Pipe run #1			Pipe run #2				
					8" Branch (Exp trunk to vapor stack)			6" branch at P-V valve				
					Pipe ID: 7.98 (in)			Pipe ID: 6.07 (in)				
					Equiv. Pipe Length (table 2a): 170.4 (feet)			Equiv. Pipe Length (table 2b): 9.4 (feet)				
					Darcy friction factor: 0.014			Darcy friction factor: 0.015				
CHRIS Code	Name	Vapor-air Mixture Weight Density (from Table 1) (lb/ft ³)	Liquid Transfer Rate (filling) (bb/hr)	Vapor Growth Rate	Vapor Volumetric Flow Rate (bb/hr)	Mean Velocity (ft/s)	Pressure Drop (pipe run #1) (psig)	Vapor Volumetric Flow Rate (bb/hr)	Mean Velocity (ft/s)	Pressure Drop (pipe run #2) (psig)	Pressure Drop (Total) (psig)	Air Equiv. Volumetric Flow Rate (bb/hr)
100	HXG Hexylene Glycol	0.076	5,500	1.000	5501	24.70	0.018	5501	42.89	0.004	0.022	5501
101	IPH Isophorone	0.076	5,500	1.000	5501	24.70	0.018	5501	42.89	0.004	0.022	5507
102	JPF Jet Fuels: JP-4	0.124	5,500	1.068	5874	26.37	0.033	5874	45.58	0.008	0.041	7499
103	JPV Jet Fuels JP-5 (Kerosene, heavy)	0.078	5,500	1.002	5511	24.74	0.018	5511	42.77	0.004	0.023	5562
104	KRS Kerosene	0.079	5,500	1.003	5517	24.77	0.019	5517	42.81	0.004	0.023	5605
105	MTT Methyl Acetate	0.122	5,500	1.122	6171	27.71	0.036	6171	47.89	0.008	0.045	7812
106	MAL Methyl Alcohol (Methanol)	0.079	5,500	1.133	6229	27.97	0.024	6229	48.34	0.006	0.030	6355
107	MAC Methylamyl Acetate	0.082	5,500	1.007	5536	24.86	0.020	5536	42.98	0.005	0.024	5766
108	MAA Methylamyl Alcohol	0.081	5,500	1.009	5547	24.91	0.019	5547	43.05	0.005	0.024	5730
109	MAK Methylamyl Ketone	0.078	5,500	1.001	5508	24.72	0.018	5508	42.72	0.004	0.022	5505
110	MAM Methyl Acrylate	0.115	5,500	1.082	5951	26.72	0.032	5951	46.18	0.007	0.039	7303
111	MBE Methyl Tert-Butyl Ether (MTBE)	0.077	5,500	1.001	5504	24.72	0.018	5504	42.72	0.004	0.022	5519
112	MBK Methyl Butyl Ketone	0.088	5,500	1.019	5607	25.17	0.021	5607	43.51	0.005	0.025	6012
113	MBU Methyl Butyrate	0.091	5,500	1.025	5639	25.32	0.023	5639	43.76	0.005	0.025	6168
114	MEK Methyl Ethyl Ketone	0.108	5,500	1.090	5995	26.92	0.030	5995	46.52	0.007	0.037	7135
115	MHK Methyl Heptyl Ketone	0.077	5,500	1.001	5507	24.73	0.018	5507	42.73	0.004	0.023	5545
116	MIM Methyl Isobutyl Ketone	0.089	5,500	1.023	5627	25.26	0.022	5627	43.66	0.005	0.027	6096
117	MMK Methyl methacrylate	0.099	5,500	1.040	5722	25.89	0.025	5722	44.41	0.006	0.031	6538
118	MNA Methyl Naphthalene	0.076	5,500	1.000	5501	24.70	0.018	5501	42.69	0.004	0.022	5508
119	MNS Mineral Spirits	0.079	5,500	1.004	5522	24.79	0.019	5522	42.85	0.004	0.023	5633
120	MPL Morpholine	0.084	5,500	1.015	5588	25.09	0.020	5588	43.36	0.005	0.025	5857
121	MRE Myrcene	0.079	5,500	1.003	5519	24.78	0.019	5519	42.83	0.004	0.023	5625
122	PTN Naptha: Petroleum	0.078	5,500	1.004	5521	24.79	0.019	5521	42.84	0.004	0.023	5600
123	NSV Naptha: Solvent	0.078	5,500	1.004	5522	24.79	0.019	5522	42.85	0.004	0.023	5607
124	NSS Naptha: Stoddard Solvent	0.079	5,500	1.004	5522	24.79	0.019	5522	42.85	0.004	0.023	5633
125	NVM Naptha: VM&P	0.079	5,500	1.004	5521	24.79	0.019	5521	42.84	0.004	0.023	5627
126	NAX Nonane (all isomers)	0.080	5,500	1.005	5530	24.83	0.019	5530	42.91	0.004	0.024	5684
127	NON Nonene (all isomers)	0.082	5,500	1.007	5539	24.87	0.020	5539	42.98	0.005	0.024	5733
128	NNS Nonyl Alcohol (all isomers)	0.078	5,500	1.002	5511	24.74	0.018	5511	42.77	0.004	0.023	5579
129	NNP Nonyl Phenol	0.076	5,500	1.000	5501	24.70	0.018	5501	42.69	0.004	0.022	5512
130	NPM 1-, 2-Nitropropane	0.086	5,500	1.021	5616	25.21	0.021	5616	43.58	0.005	0.026	5979
131	OAX Octane (all isomers)	0.087	5,500	1.016	5587	25.09	0.021	5587	43.36	0.005	0.026	5989
132	CCX Octanol (all isomers)	0.076	5,500	1.000	5501	24.70	0.018	5501	42.69	0.004	0.022	5507
133	OTX Octene (all isomers)	0.088	5,500	1.018	5595	25.14	0.022	5595	43.45	0.005	0.027	6033
134	OTW Oil, fuel: No. 2	0.085	5,500	1.011	5562	24.97	0.023	5562	43.16	0.005	0.028	6188
135	OTD Oil, fuel: No. 2-D	0.084	5,500	1.014	5576	25.04	0.020	5576	43.27	0.005	0.025	5853
136	OFR Oil, fuel: No. 4	0.078	5,500	1.003	5517	24.77	0.018	5517	42.81	0.004	0.023	5577
137	ORV Oil, fuel: No. 5	0.078	5,500	1.003	5517	24.77	0.018	5517	42.81	0.004	0.023	5577
138	OSX Oil, fuel: No. 6	0.078	5,500	1.003	5517	24.77	0.018	5517	42.81	0.004	0.023	5577
139	OIL Oil, misc: Crude	0.078	5,500	1.003	5517	24.77	0.018	5517	42.81	0.004	0.023	5577
140	ODS Oil, Misc: Diesel	0.084	5,500	1.014	5576	25.04	0.020	5576	43.27	0.005	0.025	5854
141	OLB Oil, Misc: Lubricating	0.076	5,500	1.003	5517	24.77	0.018	5517	42.81	0.004	0.022	5517
142	ORL Oil, Misc: Residual	0.076	5,500	1.003	5517	24.77	0.018	5517	42.81	0.004	0.022	5517
143	OTB Oil, Misc: Turbine	0.062	5,500	1.006	5533	24.84	0.020	5533	42.94	0.005	0.024	5764
144	PTY Pentane (all isomers)	0.350	5,500	1.540	8470	38.03	0.196	8470	65.73	0.045	0.241	18150
145	PTE Pentene (all isomers)	0.310	5,500	1.498	8245	37.02	0.184	8245	63.98	0.038	0.203	16840
146	PIN Pinene	0.083	5,500	1.008	5542	24.88	0.020	5542	43.01	0.005	0.024	5777
147	PLB Polybutene	0.076	5,500	1.000	5501	24.70	0.018	5501	42.69	0.004	0.022	5501
148	PGC Polypropylene Glycol	0.076	5,500	1.002	5511	24.74	0.018	5511	42.77	0.004	0.022	5511
149	IAC Propyl Acetate (iso-)	0.097	5,500	1.036	5698	25.58	0.025	5698	44.22	0.006	0.030	6447
150	PAT Propyl Acetate (n-)	0.098	5,500	1.037	5704	25.61	0.025	5704	44.26	0.006	0.031	6472
151	IPA Propyl Alcohol (iso-)	0.091	5,500	1.060	5830	26.18	0.024	5830	45.24	0.006	0.030	6382
152	PAL Propyl Alcohol (n-)	0.082	5,500	1.024	5632	25.29	0.020	5632	43.71	0.005	0.025	5851
153	PBY Propylbenzene (all isomers)	0.079	5,500	1.004	5522	24.79	0.019	5522	42.85	0.004	0.023	5628
154	IPX Iso-Propylcyclohexane	0.076	5,500	1.000	5501	24.70	0.018	5501	42.69	0.004	0.022	5507
155	PPG Propylene Glycol	0.076	5,500	1.000	5501	24.70	0.018	5501	42.69	0.004	0.022	5504
156	PGN Propylene Glycol Methyl Ether Acetate	0.083	5,500	1.014	5577	25.04	0.020	5577	43.28	0.005	0.025	5825
157	PTT Propylene Tetramer	0.076	5,500	1.000	5502	24.71	0.018	5502	42.70	0.004	0.022	5502
158	SFL Sulfolane	0.078	5,500	1.000	5501	24.70	0.018	5501	42.69	0.004	0.022	5506
159	STY Styrene	0.081	5,500	1.008	5544	24.89	0.019	5544	43.02	0.005	0.024	5719
160	ITG Tetraethylene Glycol	0.076	5,500	1.000	5501	24.70	0.018	5501	42.69	0.004	0.022	5511
161	THN Tetrahydronaphthalene	0.077	5,500	1.001	5504	24.72	0.018	5504	42.72	0.004	0.022	5529
162	TOL Toluene	0.091	5,500	1.030	5665	25.44	0.023	5665	43.96	0.005	0.028	8201
163	TCL 1,2,3-Trichloropropane	0.079	5,500	1.003	5517	24.77	0.019	5517	42.81	0.004	0.023	5633
164	TCP Tricresyl Phosphate (less than 1% of ortho isomer)	0.077	5,500	1.000	5501	24.70	0.018	5501	42.69	0.004	0.022	5521
165	TEB Triethylbenzene	0.077	5,500	1.000	5502	24.71	0.018	5502	42.70	0.004	0.022	5518
166	TEN Triethylamine	0.105	5,500	1.050	5775	25.93	0.027	5775	44.82	0.006	0.034	8795
167	TEG Triethylene Glycol	0.076	5,500	1.000	5501	24.70	0.018	5501	42.69	0.004	0.022	5508
168	TPS Triethyl Phosphate	0.077	5,500	1.001	5503	24.71	0.018	5503	42.71	0.004	0.022	5530
169	TRE Trimethylbenzene (all isomers)	0.078	5,500	1.003	5515	24.79	0.019	5515	42.80	0.004	0.023	5588
170	TRP Tricycyl Phosphate	0.076	5,500	1.000	5500	24.70	0.018	5500	42.68	0.004	0.022	5500
171	THF Tetrahydrofuran	0.090	5,500	1.170	6435	28.89	0.029	6435	49.94	0.007	0.036	7001
172	UDC Undecene	0.077	5,500	1.001	5506	24.72	0.018	5506	42.72	0.004	0.022	5542
173	UND Undecyl Alcohol	0.078	5,500	1.000	5501	24.70	0.018	5501	42.69	0.004	0.022	5509
174	VAM Vinyl Acetate	0.130	5,500	1.116	6138	27.56	0.038	6138	47.63	0.009	0.047	8015
175	XLX Xylenes (ortho-, meta-, para-)	0.083	5,500	1.010	5556	24.95	0.020	5556	43.12	0.005	0.024	5786

Greatest pressure drop to P-V valve:

0.24 (psig)

Pentane (all isomers)

max = 0.241 18150

High velocity P-V valve pressure setting:

1.50 (psig)

Back pressure imposed by P-V valve @ highest flow rate

0.79 (psig)

Total back pressure imposed on cargo tank by venting

1.03 (psig)

Max design working pressure of tanks:

3.00 (psig)

Conclusion: At the maximum cargo loading rate, the total back pressure imposed by the tank venting system does not exceed the maximum design working pressure of the tanks.

B. Check vacuum relieving capacity at maximum discharge rate:

Opening vacuum setting for PV Valve:

0.5 (psig)

Maximum discharge rate (total):

4300 (bb/hr)

Corresponding vacuum at max discharge rate; (see attached PV valve flow capacity curve)

0.51 (psig)

Table 4

Calculation of the Maximum Liquid Transfer Rate as Imposed by the pressure drop between the most remote tank and the facility vapor connection (Ref: 46 CFR 39.30-1(d)(3):

Note: Darcy's equation will be used to estimate the pressure drop of the vapor-air mixture through the vent piping from the farthest tank in terms of equivalent pipe length (#1P) to the facility connection. Equivalent length for this path is calculated using Crane's Technical Paper 410 (Ref. 4) and Cameron Hydraulic Data handbook (Ref. 9)

Calculate equivalent lengths of pipe:

a. Pipe run #1

Description: 8" Piping
 Pipe size, nominal: 8" sch. 40 pipe
 Pipe ID (inches): 7.98

Item	Description	Size (in)	Qty	Unit Equivalent Length (ft)	Total Equivalent Length (ft)
1	Entrance	8	1	23.3	23.3
2	Straight Pipe	8	1	195.0	195.0
3	Tee, branch	8	2	39.9	79.8
4	Tee, run	8	3	13.3	39.9
5	Elbow, 45 deg.	8	2	10.2	20.4
6	Valve, Gate	8	1	8.6	8.6
7	Hose	8	1	50.0	50.0
	Sum (pipe run #1)				417.0

Table 5 Calculation of the Maximum Liquid Transfer Rate as Imposed by the pressure drop between the most remote tank and the facility vapor connection (Ref: 48 CFR 39.30-1(d)(3) (continued):

1. Calculate pressure drop using Darcy's equation:

					Pipe run #1									
					Description: 8" Piping									
					Pipe ID: 7.98 (in)									
					Equivalent Length of Pipe (from Table 4a): 417.0 (feet)									
					Darcy friction factor: 0.014									
CHRIS Code	Name	Vapor-air Mixture Weight Density (from Table 1) (lb/ft ³)	Liquid Transfer Rate (filling) (bbl/hr)	Vapor Growth Rate	Vapor Volumetric Flow Rate (bbl/hr)	Mean Velocity (ft/s)	Pressure Drop (pipe run #1) (psig)	Pressure Drop (Total) (psig)	Air Equivalent Volumetric Flow Rate (bbl/hr)					
1 ACN	Acrylonitrile	0.095	5,500	1.100	6050	27.16	0.068	0.066	6756					
2 AGT	Acetone	0.123	5,500	1.200	6600	29.83	0.102	0.102	8393					
3 ACP	Acetophenone	0.085	5,500	1.012	5586	24.99	0.050	0.050	5881					
4 AND	Adiponitrile	0.076	5,500	1.050	5501	24.70	0.044	0.044	5506					
5 AEG	Amyl acetate (all isomers)	0.075	5,500	1.007	5536	24.89	0.044	0.044	5485					
6 AAI	Amyl Alcohol (iso-, n-, sec-, primary)	0.079	5,500	1.006	5533	24.84	0.046	0.046	5637					
7 ATN	Acetonitrile	0.076	5,500	1.001	5503	24.71	0.044	0.044	5505					
8 BAL	Benzyl Alcohol	0.077	5,500	1.002	5511	24.74	0.045	0.045	5557					
9 BNZ	Benzene	0.114	5,500	1.250	6875	30.87	0.103	0.103	8420					
10 BTX	Benzene, Toluene, Xylene mixtures (10% Benzene)	0.138	5,500	1.250	6875	30.87	0.124	0.124	9252					
11 BAR	Butyl Acrylate (iso-, n-)	0.086	5,500	1.012	5568	24.99	0.051	0.051	5908					
12 BAX	Butyl Acetate (all isomers)	0.085	5,500	1.012	5566	24.99	0.050	0.050	5867					
13 IAL	Butyl Alcohol (iso-)	0.083	5,500	1.018	5599	25.14	0.050	0.050	5843					
14 BAN	Butyl Alcohol (n-)	0.074	5,500	1.010	5555	24.94	0.044	0.044	5477					
15 BAS	Butyl Alcohol (sec-)	0.086	5,500	1.026	5843	25.34	0.052	0.052	5994					
16 BAT	Butyl Alcohol (tert-)	0.097	5,500	1.055	5808	26.08	0.063	0.063	6562					
17 BPH	Butyl Benzyl Phthalate	0.077	5,500	1.000	5501	24.70	0.044	0.044	5518					
18 BAD	Iso-Butyraldehyde	0.131	5,500	1.158	6358	28.55	0.101	0.101	8344					
19 BTR	n-Butyraldehyde	0.131	5,500	1.158	6358	28.55	0.101	0.101	8344					
20 BUE	Butyl Toluene	0.078	5,500	1.002	5511	24.74	0.045	0.045	5580					
21 CLS	Caprolactam Solutions	0.077	5,500	1.001	5506	24.72	0.044	0.044	5530					
22 CCH	Cyclohexanone	0.078	5,500	1.004	5622	24.79	0.046	0.046	5603					
23 CHA	Cyclohexylamine	0.083	5,500	1.012	5568	25.00	0.049	0.049	5820					
24 CHX	Cyclohexane	0.116	5,500	1.090	5995	26.92	0.080	0.080	7410					
25 CHN	Cyclohexanol	0.078	5,500	1.003	5517	24.77	0.045	0.045	5579					
28 CPD	1,3-Cyclopentadiene dimer (molten)	0.080	5,500	1.005	5528	24.82	0.047	0.047	5677					
27 CMP	p-Cymene	0.078	5,500	1.002	5512	24.75	0.045	0.045	5579					
28 CRB	Chlorobenzene	0.087	5,500	1.016	5688	25.09	0.052	0.052	5972					
29 CRS	Cresols	0.077	5,500	1.002	5509	24.73	0.045	0.045	5546					
46 DTL	Dimethyl Phthalate	0.076	5,500	1.000	5500	24.70	0.044	0.044	5500					
47 DOP	Diocyl Phthalate	0.076	5,500	1.000	5500	24.70	0.044	0.044	5500					
48 DPN	Dipentene	0.078	5,500	1.002	5511	24.74	0.045	0.045	5577					
49 DIL	Diphenyl	0.076	5,500	1.000	5501	24.70	0.044	0.044	5508					
60 DDO	Diphenyl, Diphenyl Ether Mixtures	0.076	5,500	1.000	5501	24.70	0.044	0.044	5509					
51 DMF	Dimethylformamide	0.078	5,500	1.008	5533	24.84	0.046	0.046	5610					
52 DPE	Diphenyl Ether	0.076	5,500	1.000	5501	24.70	0.044	0.044	5509					
53 DPG	Dipropylene Glycol	0.077	5,500	1.001	5508	24.73	0.045	0.045	5551					
54 DPX	1,1-, 1,2-, 1,3-Dichloropropane	0.162	5,500	1.126	6193	27.81	0.119	0.119	9034					
55 DFF	Distillates Flashed Feed Stocks	0.102	5,500	1.046	5753	25.83	0.064	0.064	6661					
56 DSR	Distillates Straight Run	0.102	5,500	1.046	5753	25.83	0.064	0.064	6661					
57 DOZ	Dodecene (all isomers)	0.077	5,500	1.000	5502	24.71	0.044	0.044	5519					
58 DOB	Dodecylbenzene	0.240	5,500	1.250	6875	30.87	0.216	0.216	12198					
59 EAC	Ethyl Acrylate	0.100	5,500	1.040	5720	25.68	0.082	0.082	6543					
60 EAI	2-Ethylhexyl acrylate	0.077	5,500	1.000	5502	24.71	0.044	0.044	5520					
61 EEA	2-Ethoxyethyl acetate	0.077	5,500	1.000	5503	24.71	0.044	0.044	5517					
62 ETG	Ethoxy Triglycol (crude)	0.076	5,500	1.000	5500	24.70	0.044	0.044	5500					
63 ETA	Ethyl Acetate	0.119	5,500	1.090	5985	26.92	0.082	0.082	7504					
64 EAA	Ethyl Acetoacetate	0.079	5,500	1.004	5522	24.79	0.046	0.046	5639					
65 EAL	Ethyl Alcohol (Ethanol)	0.086	5,500	1.070	5885	26.42	0.057	0.057	6255					
66 ETB	Ethyl Benzene	0.083	5,500	1.012	5566	24.99	0.049	0.049	5824					
67 EBT	Ethyl Butanol	0.078	5,500	1.002	5513	24.75	0.045	0.045	5584					
68 EBE	Ethyl tert-butyl ether	0.078	5,500	1.004	5521	24.79	0.046	0.046	5602					
69 EBR	Ethyl butyrate	0.090	5,500	1.020	5610	25.19	0.054	0.054	6107					
70 ECV	Ethyl Cyclohexane	0.083	5,500	1.010	5555	24.94	0.049	0.049	5796					
71 EDG	Ethylene dichloride	0.122	5,500	1.080	5940	26.87	0.082	0.082	7508					
72 EGL	Ethylene Glycol	0.076	5,500	1.000	5501	24.70	0.044	0.044	5503					
73 EMA	Ethylene Glycol Butyl Ether Acetate	0.077	5,500	1.001	5506	24.72	0.045	0.045	5544					
74 EGY	Ethylene Glycol Oleate	0.076	5,500	1.000	5501	24.70	0.044	0.044	5508					
75 EPE	Ethylene Glycol Phenyl Ether	0.076	5,500	1.000	5501	24.70	0.044	0.044	5508					
76 IEP	Ethyl 3-ethoxypropionate	0.076	5,500	1.000	5501	24.70	0.044	0.044	5510					
77 EH-X	2-Ethylhexanol	0.076	5,500	1.000	5502	24.71	0.044	0.044	5514					
78 EPR	Ethyl Propionate	0.086	5,500	1.070	5885	26.42	0.057	0.057	6255					
79 ETE	Ethyl Toluene	0.080	5,500	1.006	5531	24.83	0.047	0.047	5679					
80 FAM	Formamide	0.076	5,500	1.002	5511	24.74	0.044	0.044	5520					
81 FMS	Formaldehyde Solution	0.076	5,500	1.003	5517	24.77	0.044	0.044	5517					
82 FAL	Furfuryl Alcohol	0.077	5,500	1.001	5506	24.72	0.044	0.044	5526					
83 FFA	Furfural	0.078	5,500	1.003	5517	24.77	0.045	0.045	5575					
84 GAK	Gasoline Blending Stocks: Alkylates	0.217	5,500	1.250	6875	30.87	0.196	0.196	11610					
85 GRF	Gasoline Blending Stocks: Reformates	0.217	5,500	1.250	6875	30.87	0.196	0.196	11610					
86 GAT	Gasolines: Automotive	0.217	5,500	1.250	6875	30.87	0.196	0.196	11610					
87 GAV	Gasolines: Aviation	0.217	5,500	1.250	6875	30.87	0.196	0.196	11610					
88 GCS	Gasolines: Casinghead	0.217	5,500	1.250	6875	30.87	0.196	0.196	11610					
89 GPL	Gasolines: Polymer	0.217	5,500	1.250	6875	30.87	0.196	0.196	11610					
90 GSR	Gasolines: Straight Run	0.217	5,500	1.250	6875	30.87	0.196	0.196	11610					
91 GCR	Glycoline	0.076	5,500	1.000	5500	24.70	0.044	0.044	5500					
92 HMX	Heptane (all isomers)	0.105	5,500	1.050	5775	25.93	0.067	0.067	6779					
93 HEP	Heptonic Acid	0.076	5,500	1.000	5501	24.70	0.044	0.044	5507					
94 HTX	Heptanol (all isomers)	0.077	5,500	1.001	5504	24.72	0.044	0.044	5525					
95 HPX	Heptene (all isomers)	0.109	5,500	1.058	5819	26.13	0.070	0.070	6958					
96 HXS	Hexane (all isomers)	0.142	5,500	1.140	6270	28.15	0.106	0.106	8581					
97 HXO	Hexanoic Acid	0.076	5,500	1.000	5501	24.70	0.044	0.044	5506					
98 HXN	Hexanol	0.086	5,500	1.020	5610	25.19	0.053	0.053	6031					
99 HEX	Hexene (all isomers)	0.148	5,500	1.160	6380	28.65	0.115	0.115	8882					
100 HXG	Hexylene Glycol	0.076	5,500	1.000	5501	24.70	0.044	0.044	5501					
101 IIPH	Isophorone	0.076	5,500	1.000	5501	24.70	0.044	0.044	5507					
102 JPF	Jet Fuels: JP-4	0.124	5,500	1.068	5874	26.37	0.082	0.082	7499					
103 JPV	Jet Fuels: JP-5 (Kerosene, heavy)	0.078	5,500	1.002	5511	24.74	0.045	0.045	5582					
104 KRS	Kerosene	0.079	5,500	1.003	5517	24.77	0.046	0.046	5605					
105 MIT	Methyl Acetate	0.122	5,500	1.122	6171	27.71	0.089	0.089	7812					
106 MAL	Methyl Alcohol (Methanol)	0.079	5,500	1.133	6229	27.87	0.089	0.089	8365					
107 MAC	Methylamyl Acetate	0.082	5,500	1.007	5536	24.86	0.048	0.048	5756					
108 MAA	Methylamyl Alcohol	0.081	5,500	1.009	5547	24.91	0.048	0.048	5730					
109 MAK	Methylamyl Ketone	0.076	5,500	1.001	5505	24.72	0.044	0.044	5506					
110 MAM	Methyl Acrylate	0.115	5,500	1.082	5951	26.72	0.078	0.078	7303					

Pipe run #1
Description: 8" Piping
Pipe ID: 7.98 (in)
Equivalent Length of Pipe (from Table 4a): 417.0 (feet)
Darcy friction factor: 0.014

111	MBE	Methyl Tert-Butyl Ether (MTBE)	0.077	5,500	1.001	5504	24.72	0.044	0.044	6519
112	MBK	Methyl Butyl Ketone	0.088	5,500	1.019	5607	25.17	0.053	0.053	6012
113	MBU	Methyl Butyral	0.091	5,500	1.025	5639	25.32	0.055	0.055	6168
114	MEK	Methyl Ethyl Ketone	0.108	5,500	1.090	5995	28.92	0.074	0.074	7135
115	MHK	Methyl Heptyl Ketone	0.077	5,500	1.001	5507	24.73	0.045	0.045	5546
116	MIK	Methyl Isobutyl Ketone	0.089	5,500	1.023	5627	25.26	0.054	0.054	6098
117	MMM	Methyl methacrylate	0.098	5,500	1.040	5722	25.69	0.062	0.062	6538
118	MNA	Methyl Naphthalene	0.076	5,500	1.000	5501	24.70	0.044	0.044	5508
119	MNS	Mineral Spirits	0.079	5,500	1.004	5522	24.79	0.046	0.046	5633
120	MPL	Morpholine	0.084	5,500	1.016	5588	25.09	0.050	0.050	5857
121	MRE	Myrcene	0.079	5,500	1.003	5519	24.78	0.046	0.046	5625
122	PTN	Naphtha: Petroleum	0.078	5,500	1.004	5521	24.79	0.046	0.046	5600
123	NSV	Naphtha: Solvent	0.078	5,500	1.004	5522	24.79	0.046	0.046	5607
124	NSS	Naphtha: Stoddard Solvent	0.079	5,500	1.004	5522	24.79	0.046	0.046	5633
125	NVM	Naphtha: VM&P	0.079	5,500	1.004	5521	24.79	0.046	0.046	5627
126	NAX	Nonane (all isomers)	0.080	5,500	1.005	5530	24.83	0.047	0.047	5684
127	NON	Nonene (all isomers)	0.082	5,500	1.007	5539	24.87	0.048	0.048	5733
128	NNS	Nonyl Alcohol (all isomers)	0.078	5,500	1.002	5511	24.74	0.045	0.045	5579
129	NNP	Nonyl Phenol	0.078	5,500	1.050	5501	24.70	0.044	0.044	5512
130	NPM	n-, 2-Nitropropane	0.086	5,500	1.021	5616	25.21	0.052	0.052	5979
131	OAX	Octane (all isomers)	0.087	5,500	1.018	5587	25.09	0.052	0.052	5989
132	OCX	Octanol (all isomers)	0.076	5,500	1.000	5501	24.70	0.044	0.044	5507
133	OTX	Octene (all isomers)	0.088	5,500	1.018	5599	25.14	0.053	0.053	6033
134	OTW	Oil, fuel: No. 2	0.095	5,500	1.011	5582	24.97	0.056	0.056	6198
135	CTD	Oil, fuel: No. 2-D	0.084	5,500	1.014	5576	25.04	0.050	0.050	5853
136	CFR	Oil, fuel: No. 4	0.078	5,500	1.003	5517	24.77	0.045	0.045	5577
137	CFV	Oil, fuel: No. 5	0.078	5,500	1.003	5517	24.77	0.045	0.045	5577
138	OSX	Oil, fuel: No. 6	0.078	5,500	1.003	5517	24.77	0.045	0.045	5577
139	OIL	Oil, misc: Crude	0.078	5,500	1.250	5875	30.87	0.070	0.070	6951
140	ODS	Oil, Misc: Diesel	0.084	5,500	1.014	5576	25.04	0.050	0.050	5854
141	OLB	Oil, Misc: Lubricating	0.076	5,500	1.003	5517	24.77	0.044	0.044	5517
142	ORL	Oil, Misc: Residual	0.076	5,500	1.003	5517	24.77	0.044	0.044	5517
143	OTB	Oil, Misc: Turbine	0.082	5,500	1.008	5533	24.84	0.048	0.048	5754
144	PTY	Pentane (all isomers)	0.350	5,500	1.540	6470	38.03	0.479	0.479	18150
145	PTE	Pentene (all isomers)	0.310	5,500	1.499	6245	37.02	0.402	0.402	19640
146	PIN	Pinene	0.083	5,500	1.008	5542	24.88	0.048	0.048	5777
147	PLB	Polybutene	0.076	5,500	1.000	5501	24.70	0.044	0.044	5501
148	PGC	Polypropylene Glycol	0.076	5,500	1.002	5511	24.74	0.044	0.044	5511
149	IAC	Propyl Acetate (iso-)	0.097	5,500	1.036	5598	25.58	0.060	0.060	6447
150	PAT	Propyl Acetate (n-)	0.098	5,500	1.037	5704	25.61	0.061	0.061	6472
151	IPA	Propyl Alcohol (iso-)	0.091	5,500	1.060	5830	26.18	0.059	0.059	6382
152	PAL	Propyl Alcohol (n-)	0.082	5,500	1.024	5832	26.29	0.050	0.050	5851
153	PBY	Propylbenzene (all isomers)	0.076	5,500	1.004	5522	24.79	0.045	0.045	5528
154	PX	iso-Propylcyclohexane	0.076	5,500	1.000	5501	24.70	0.044	0.044	5507
155	PPG	Propylene Glycol	0.076	5,500	1.000	5501	24.70	0.044	0.044	5504
156	PGN	Propylene Glycol Methyl Ether Acetate	0.083	5,500	1.014	5577	25.04	0.049	0.049	5826
157	PTT	Propylene Tetramer	0.076	5,500	1.000	5502	24.71	0.044	0.044	5502
158	SFL	Sulfolane	0.076	5,500	1.000	5501	24.70	0.044	0.044	5506
159	STY	Styrene	0.081	5,500	1.008	5544	24.89	0.048	0.048	5719
160	TTG	Tetraethylene Glycol	0.076	5,500	1.000	5501	24.70	0.044	0.044	5511
161	THN	Tetrahydronaphthalene	0.077	5,500	1.001	5504	24.72	0.044	0.044	5529
162	TOL	Toluene	0.091	5,500	1.030	5685	25.44	0.056	0.056	6201
163	TCN	1,2,3-Trichloropropane	0.079	5,500	1.003	5517	24.77	0.046	0.046	5633
164	TOP	Tricresyl Phosphate (less than 1% of ortho isomer)	0.077	5,500	1.000	5501	24.70	0.044	0.044	5521
165	TEB	Triethylbenzene	0.077	5,500	1.000	5502	24.71	0.044	0.044	5518
166	TEN	Triethylamine	0.105	5,500	1.050	5775	25.93	0.067	0.067	6795
167	TEG	Triethylene Glycol	0.076	5,500	1.000	5501	24.70	0.044	0.044	5508
168	TPS	Triethyl Phosphate	0.077	5,500	1.001	5503	24.71	0.044	0.044	5530
169	TRE	Trimethylbenzene (all isomers)	0.078	5,500	1.003	5515	24.76	0.045	0.045	5588
170	TRP	Triphenyl Phosphate	0.076	5,500	1.000	5500	24.70	0.044	0.044	5500
171	THF	Tetrahydrofuran	0.090	5,500	1.170	6435	26.89	0.071	0.071	7001
172	UDC	Undecene	0.077	5,500	1.001	5506	24.72	0.045	0.045	5542
173	UND	Undecyl Alcohol	0.078	5,500	1.000	5501	24.70	0.044	0.044	5509
174	VAM	Vinyl Acetate	0.130	5,500	1.116	6138	27.56	0.093	0.093	8015
175	XLX	Xylenes (ortho-, meta-, para-)	0.083	5,500	1.010	5556	24.95	0.049	0.049	5786

max = 0.479 18150

2. Compare pressure drop to P-V valve pressure settings:

- High-velocity P-V Valve pressure setting: 1.50 (psig)
- Cargo tank P-V Valve pressure setting: 1.50 (psig)
- 80% of lowest P-V Valve Pressure Setting: 1.20 (psig)
- Highest Pressure Drop from Tank to Facility Connection: 0.48 (psig)
- Max Allowable Back Pressure at Facility Connection: 0.72 (psig)

for Pentane (all isomers)

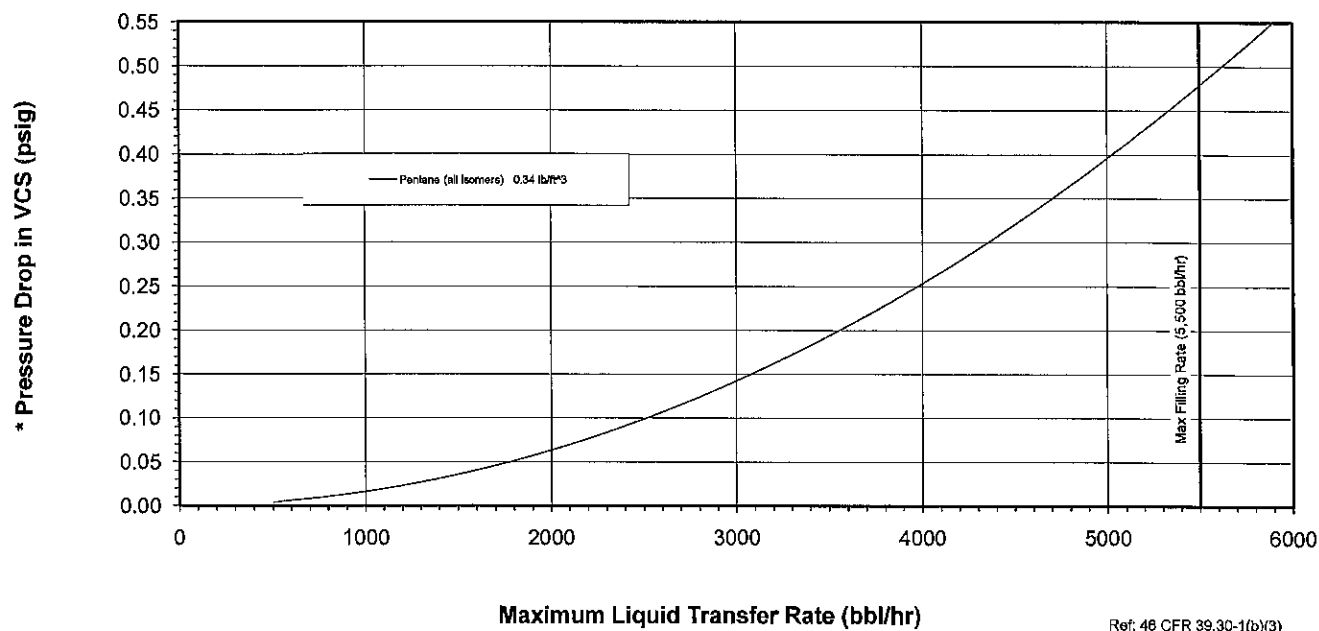
Conclusion:

For the cargo with the highest pressure drop (Pentane), the pressure drop is 0.48 psig. This, when added to the back pressure at the facility vapor connection must not exceed 80% of the pressure setting of any P-V valve in the cargo tank venting system. Therefore, the maximum allowable back pressure at the shore facility must not exceed 0.72 psig when loading with Pentane at the maximum liquid transfer rate (5,500 bbl/hr).

Graphs as required by 46 CFR 39.30-1(b)(3)

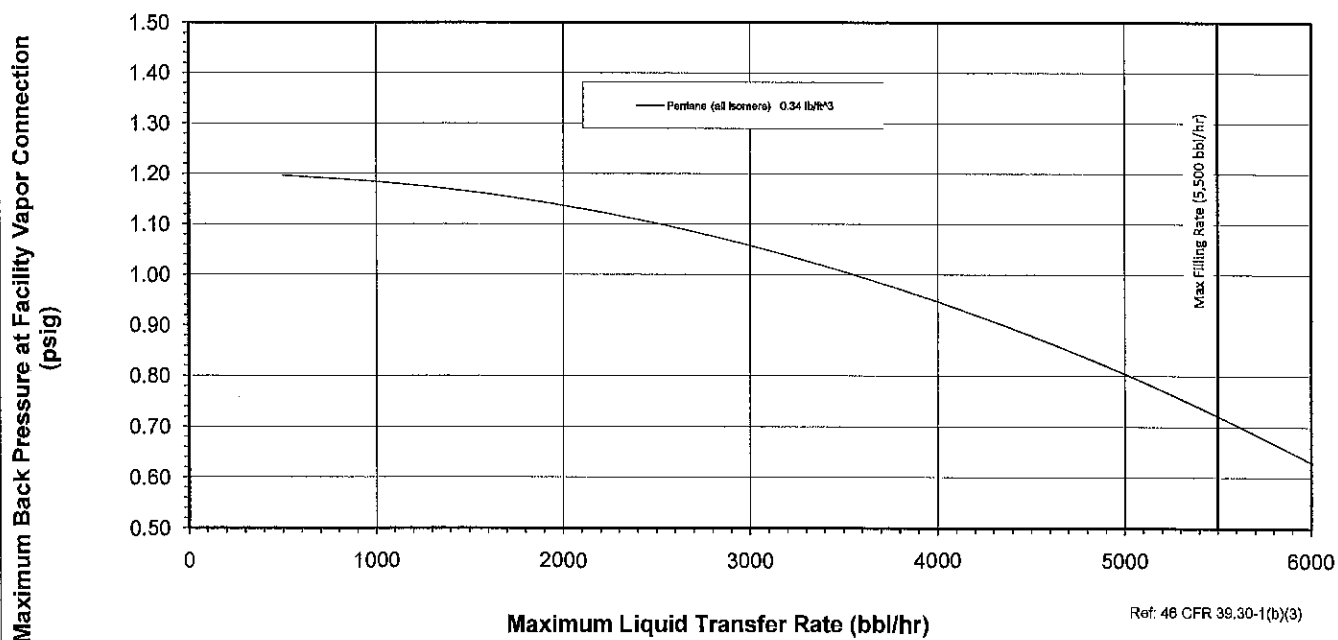
Curve of Loading Rate vs. Pressure Drop

Conrad Hull C-994 THRU C-997

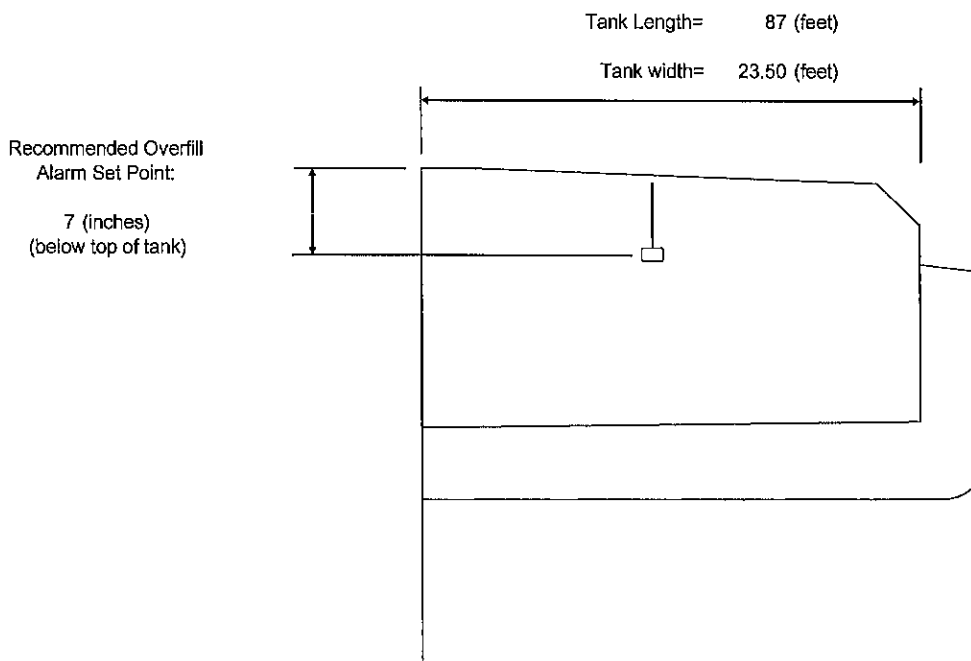


Curve of Allowable Back Pressure at Facility Connection

Conrad Hull C-994 THRU C-997



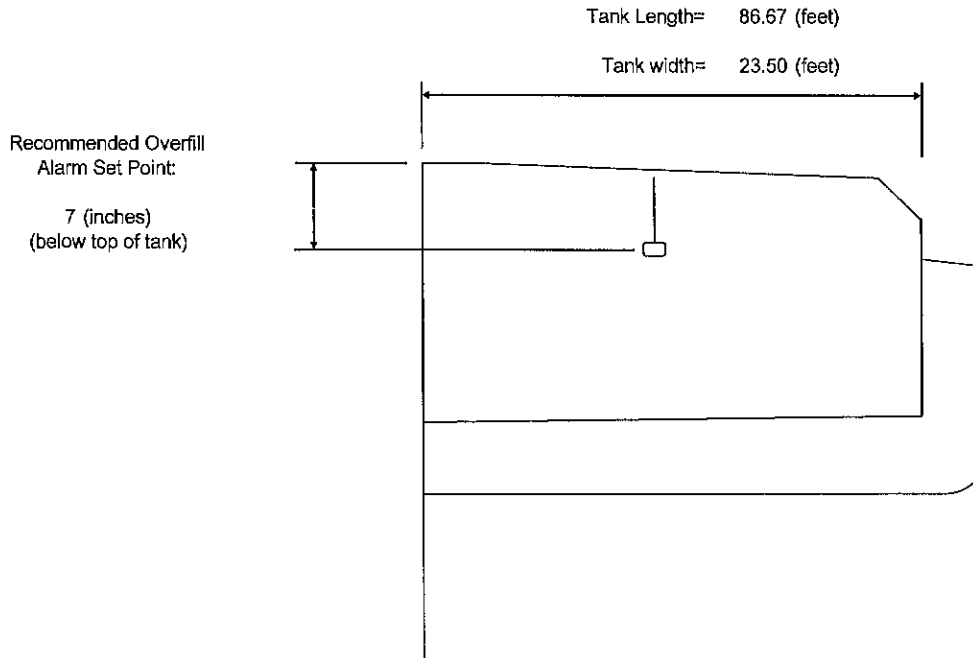
Conrad C-994 THRU C-997
Calculation of Overfill Alarm Set Point
(Cargo Tank No. 1 P/S)



Maximum (per tank) Cargo Loading Rate	=	5,500 (bbl/hr)	
	=	91.67 (bbl/min)	
Minimum allowable time from alarm to overflow	=	60 (sec)	
Required volume above overfill alarm set point	=	91.7 (bbl)	
Capacity to deck at CL (17'-8" ABL) =		5278 BBL	
Capacity to 7" below dk at CL (17'-1" ABL) =		5168 BBL	
Volume above alarm =		110.1 BBL	RESULT OK
**Recommended set point of	=	7 (inches)	[Based on 98% full tank]

**Note: Or 98.5%, whichever is lower (to comply with 33CFR155.775)	
Capacity at 98.5% =	5199 BBL
Dist from TT at CL =	0.49 ft.

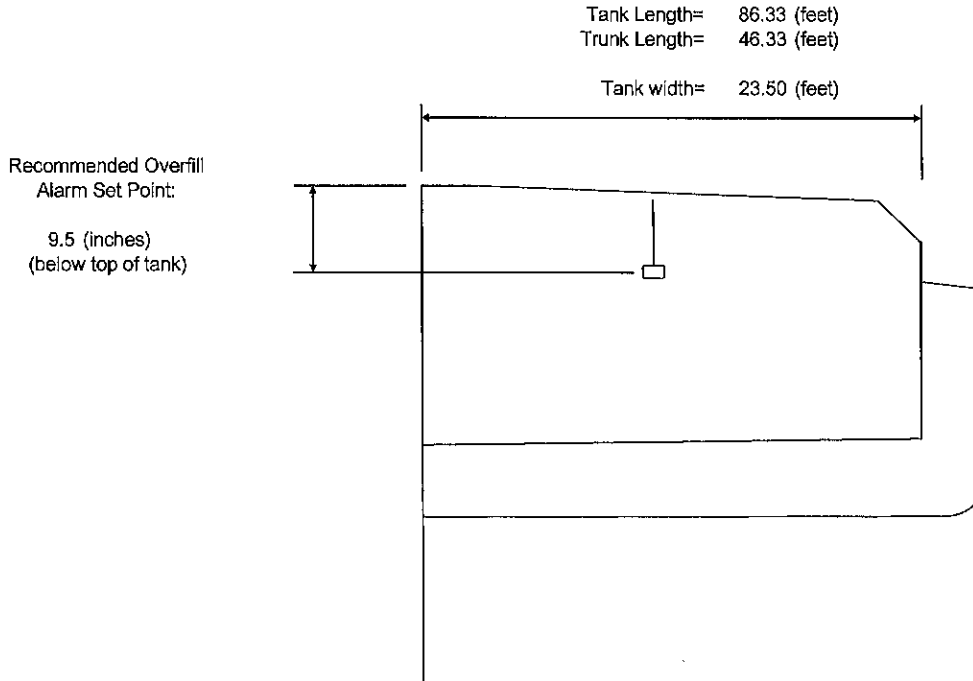
Conrad C-994 THRU C-997
Calculation of Overfill Alarm Set Point
(Cargo Tank No. 2 P/S)



Maximum (per tank) Cargo Loading Rate	=	5,500 (bbl/hr)	
	=	91.67 (bbl/min)	
Minimum allowable time from alarm to overflow	=	60 (sec)	
Required volume above overfill alarm set point	=	91.7 (bbl)	
Capacity to deck at CL (17'-8" ABL) =		5258 BBL	
Capacity to 7" below dk at CL (17'-1" ABL) =		5149 BBL	
Volume above alarm =		109.6 BBL	RESULT OK
**Recommended set point of	=	7 (inches)	[Based on 98% full tank]

**Note: Or 98.5%, whichever is lower (to comply with 33CFR155.775)	
Capacity at 98.5% =	5179 BBL
Dist from TT at CL =	0.49 ft.

Conrad C-994 THRU C-997
Calculation of Overfill Alarm Set Point
(Cargo Tank No. 3 P/S)



Maximum (per tank) Cargo Loading Rate	=	5,500 (bbl/hr)	
	=	91.67 (bbl/min)	
Minimum allowable time from alarm to overflow	=	60 (sec)	
Required volume above overfill alarm set point	=	91.7 (bbl)	
Capacity to deck at CL (17'-8" ABL) =		4409 BBL	
Capacity to 9.5" below dk at CL (16'-10.5" ABL) =		4314 BBL	
Volume above alarm =		95.1 BBL	RESULT OK
**Recommended set point of	=	9.5 (inches)	

**Note: Or 98.5%, whichever is lower (to comply with 33CFR155.775)	
Capacity at 98.5% =	4343 BBL
Dist from TT at CL =	0.63 ft.

Vapor Recovery Calculations

REFERENCES

1. 46 CFR 32.55-25, Venting of cargo tanks of tank barges constructed on or after July 1, 1951 - B/ALL
2. 46 CFR 39.20-11, Vapor overpressure and vacuum protection - TB/ALL
3. 46 CFR 39.30-1, Operational Requirements - TB/ALL
4. Flow of Fluids Through Valves, Fittings, and Pipe; Crane Technical Paper No. 410
5. USCG Guidelines for Determining the Maximum Liquid Transfer Rate for a Tank Vessel Transferring a Flammable or Combustible Cargo Using a Vapor Control System
6. Conrad Dwg. ~~994~~P3 Vapor Control Piping
7. USCG CHRIS (Chemical Hazards Response Information System) Manual.
8. 46 CFR 39.20-9, Tank Barge Liquid Overfill Protection - B/ALL
9. Cameron Hydraulic Data, 15th edition

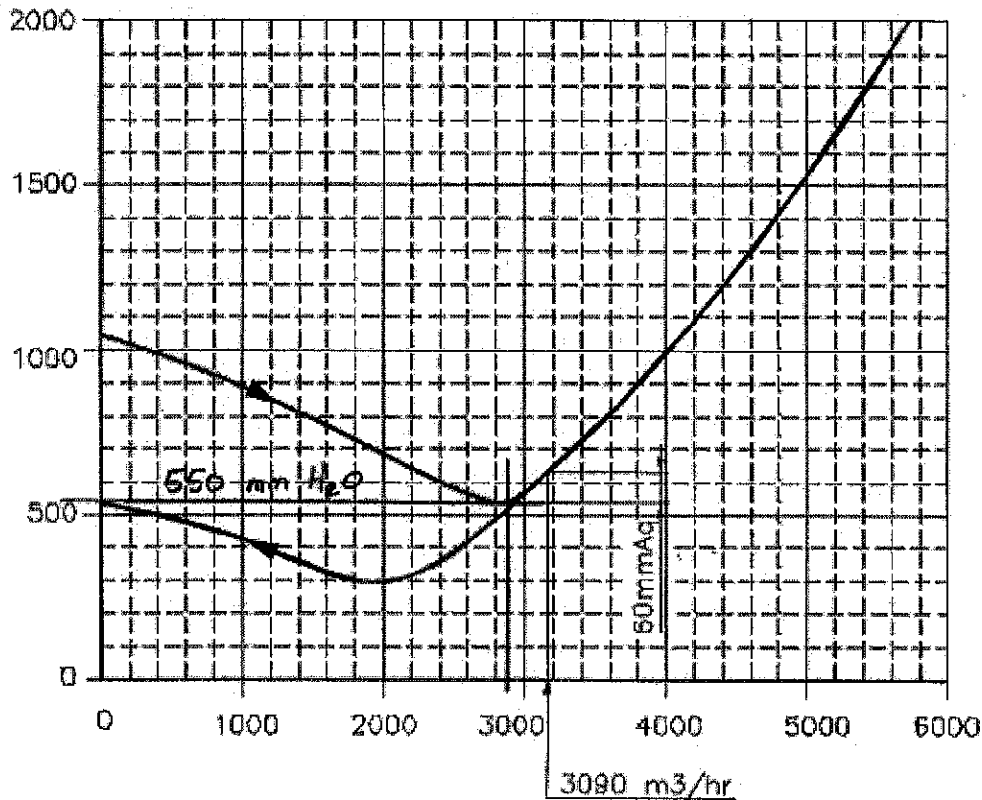
LIST OF ATTACHMENTS

1. Flow Capacity Curves for High-Velocity P-V Valve
2. Vacuum flow diagram for High-Velocity P-V Valve
3. USCG Approval Certificate for High-Velocity P-V Valve

HIGH VELOCITY VENT VALVE FLOW CAPACITY CURVE

MODEL : KSPA-6
SIZE : 6"(150A)
SETTING PRESSURE : 1050mmAq

VALVE INLET PRESSURE, mmAq
 (1mmAq = 0.0014286PSI)



FLOW CAPACITY CURVE, SCMh(Standard cubic meter per hour)
 (1SCMH = 6.289BBL/hr)

$$18,150 \text{ bbl/hr} \times \frac{1 \text{ m}^3/\text{hr}}{6.289 \text{ bbl/hr}} = 2,886 \text{ m}^3/\text{hr}$$

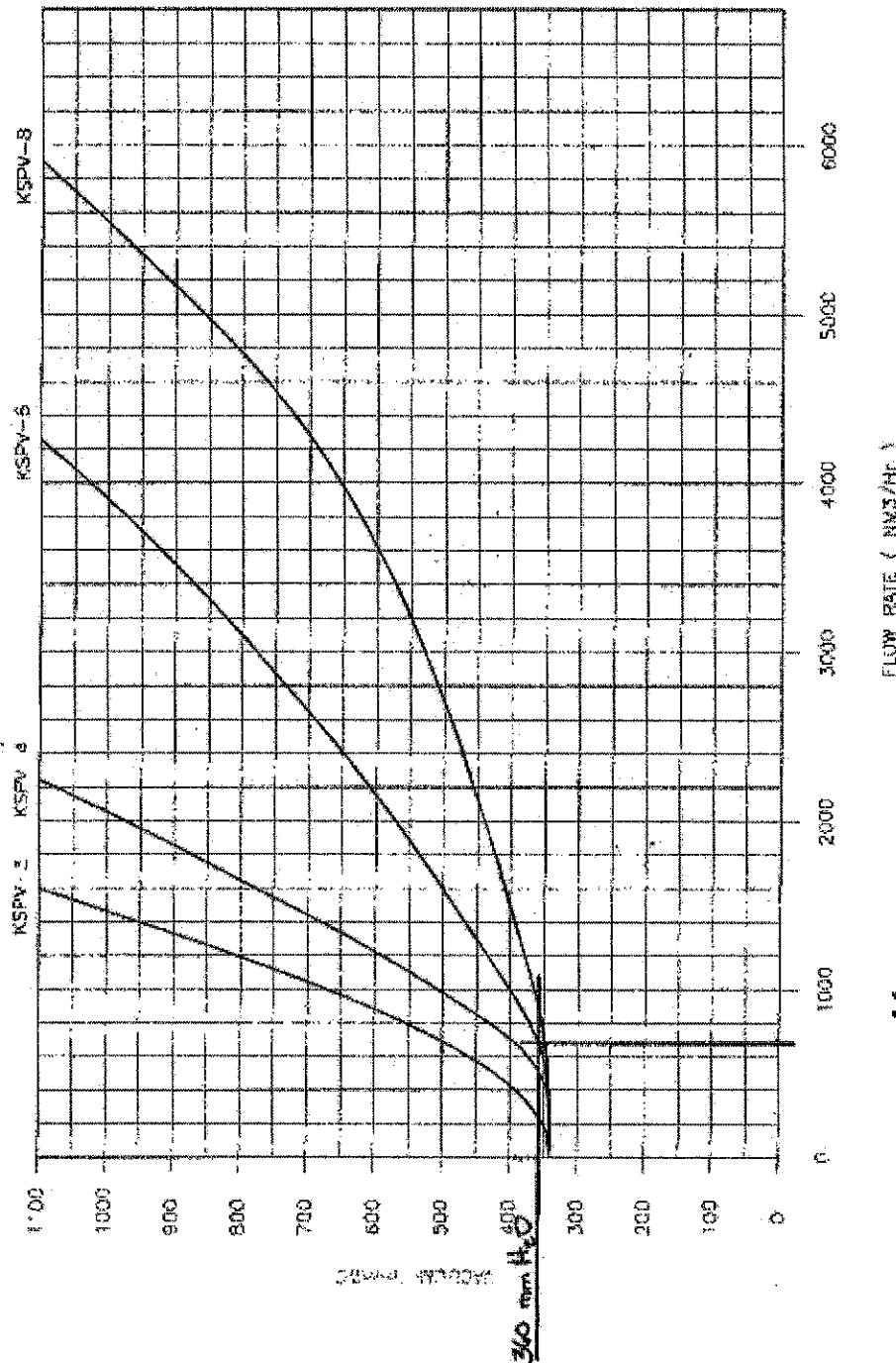
$$550 \text{ mm H}_2\text{O} \times \frac{0.00143 \text{ psi}}{\text{mm H}_2\text{O}} = 0.79 \text{ psi}$$

APPLICABLE STANDARD	TEST CONDITION	SHEET NO. 1/1
IMO MSC/Circ.677 API Standard 2000	FLOW TEST PERFORMED ON EQUIPMENT USING AIR, AT TEMP.T=13.6°C AND AMBIENT PRESSURE P=1.0332Kg/cm²	

CONRAD C-994 THRU C-997


FLOW CAPACITY CURVE GRAPH

FLOW TEST PERFORMED ON EQUIPMENT
USING AIR, AT TEMP. T=15.6°C AND
AMBIENT PRESSURE P=1.0332 KG/CM².



TANKTECH

TYPE HIGH VELOCITY VACUUM RELIEF VALVE
KSPV TYPE



U. S. Department of Homeland Security
United States Coast Guard
Certificate of Approval

Coast Guard Approval Number: 162.017/144/3

Expires: 17 March 2016

PRESSURE-VACUUM RELIEF VALVES FOR TANK VESSELS

TANKTECH CO., LTD.
#1506-2 SONGJEONG-DONG
GANGSEO-GU
BUSAN 618-270
KOREA, REPUBLIC OF

Model KLPH-6 ND 150 high velocity pressure/vacuum relief valves. AISI 304 Stainless steel, wt.-loaded construction.


Identifying Data: Drwg: KSP #PHZZ3000 dtd. Nov 04, 1995, Korea Inst. of Mach. & Metals Test report #s 95139250, 95139250-1, 95139250-2, & 95139250- 3, dtd. August 7, 1995 and report dated December 19, 2000.

Pressure setting: 700-2100 mm H2O (1-3 psig), Vacuum setting: 344 mm H2O (0.5 psig).

This certificate supersedes approval number 162.017/144/2, dated January 28, 2006.

*** END ***

THIS IS TO CERTIFY THAT the above named manufacturer has submitted to the undersigned satisfactory evidence that the item specified herein complies with the applicable laws and regulations as outlined on the reverse side of this Certificate, and approval is hereby given. This approval shall be in effect until the expiration date hereon unless sooner canceled or suspended by proper authority.



GIVEN UNDER MY HAND THIS 17th DAY OF
MARCH 2011, AT WASHINGTON D.C.

C. R. O'NEIL
Assistant Chief, Tank Vessel and Offshore Division
U.S. Coast Guard Marine Safety Center



Marine Safety Center Vapor Control System (VCS) Plan Review Information Sheet (PRIS)



Vessel Name	CBC 391 and CBC 392	Shipyard	CONRAD SHIPYARD
Official Number	1253071, 1253072	Hull Number	C-1082, C-1083

1. This sheet consolidates critical VCS parameters for MSC Staff Engineers and CG Field Inspectors dealing with Vapor Control Systems. CG Inspectors should verify the vessel's VCS design is consistent with the information listed in boxes 2, 6, 7 & 8 prior to updating the vapor control endorsement on the vessel's Certificate of Inspection. For cases where the information in the VCS PRIS does not reflect the vessel's design the CG Inspector should contact the MSC's Cargo Authority branch.

2. Tank Maximum Design Working Pressure	<input type="text" value="3.00"/> psig	Raised Trunk <input checked="" type="checkbox"/> Flush Deck
3. Authorized Maximum Cargo Transfer Rate(s)	<input type="text" value="5,500"/> bbl/hr loading (max 2 tanks simultaneously) <input type="text" value="4,300"/> bbl/hr discharging	
4. Authorized Maximum Vapor-Air Mixture Density	<input type="text" value="0.346"/> lbm/ft ³	
5. Authorized VCS Categories	<input type="text" value="1 through 5"/>	
6. Cargoes with the highest vapor density and/or pressure drop:		
a. Cargo Name	<input type="text" value="ISO-PENTANE"/>	
b. Cargo Name	<input type="text" value="ISO-PENTANE"/>	

7. Pressure Vacuum Valve:	8. VCS Pipe Sizes:
Manufacturer <input type="text" value="Bergan/Tank Tech"/>	Approx. Inside Diameter
Size <input type="text" value="KLPH-6"/>	Longitudinal Header (inches) <input type="text" value="8"/>
CG Approval <input type="text" value="162.017/144/3"/>	Transverse Header (Inches) <input type="text" value="8"/>
Settings in psig:	
Pressure-side <input type="text" value="1.5"/>	
Vacuum-side <input type="text" value="0.5"/>	
Required Venting Capacity of Pressure-Side of P/V valve	<input type="text" value="14673"/> bbl/hr (air)
Required Venting Capacity of Vacuum-Side of P/V valve	<input type="text" value="5500"/> bbl/hr (air)

9. Tank Overfill Protection System (check appropriate box or boxes)	
a. High Level/Tank Overfill Alarm <input checked="" type="checkbox"/>	Type <input type="text" value="Bergan 07324"/>
b. Overfill Control Shutdown <input checked="" type="checkbox"/>	Type <input type="text" value="Bergan DAC"/>
c. Spill Valve <input type="checkbox"/>	Type <input type="text" value="N/A"/>
d. Rupture Disk <input type="checkbox"/>	Type <input type="text" value="N/A"/>
	Meets ASTM F1271 <input type="text" value="N/A"/>
	Setting in psig <input type="text" value="N/A"/>

10. Closed Gauging Verify the vessel has closed gauging that satisfies 46 CFR 39.20-3 and 151.15-10(c).

11. Instructions/Guidelines for the OCMI:

11a. The following is the Marine Safety Center's recommended COI endorsement:

In accordance with 46 CFR Part 39, excluding part 39.4000, this vessel's vapor collection system has been inspected to the plans approved by MSC letter C1-1401474 dated May 2, 2014, and has been found acceptable for the collection of bulk liquid cargo vapors annotated with "Yes" in the CAA's VCS column of the vessel's Cargo Authority Attachment. The VCS system has been approved with a pressure side 1.5 psig P/V valve with Coast Guard Approval 162.017/144/3. The cargo tank top is suitable for a maximum allowable working pressure (MAWP) of 3 psi. When the vessel is carrying cargoes containing greater than 0.5% benzene, the person in charge is responsible for ensuring the provisions of 46 US Code of Federal Regulations Part 197, Subpart C are applied.

11b. The MSC approval letter/s must be available at the OCMI's request.

11c. Verify isolation valve at the vapor connection flange is manually operable and designed in a way it is "clearly" open or closed.

11d. Previous applicable approval letters:

VCS Approval Letter

MSC Letter C1-1204161 dated September 25, 2012

MSC Plan Reviewer

LT D. T. Whitley