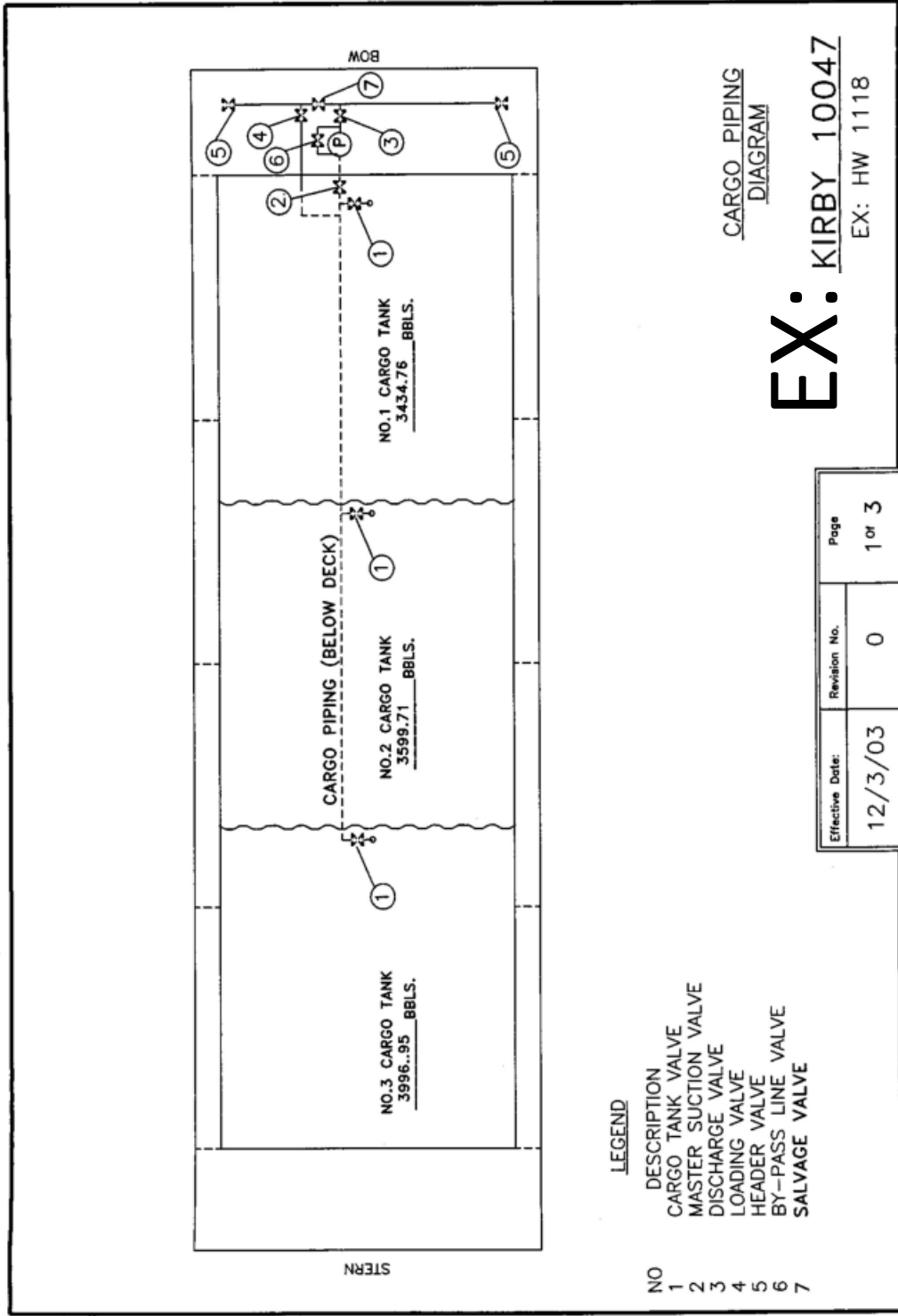
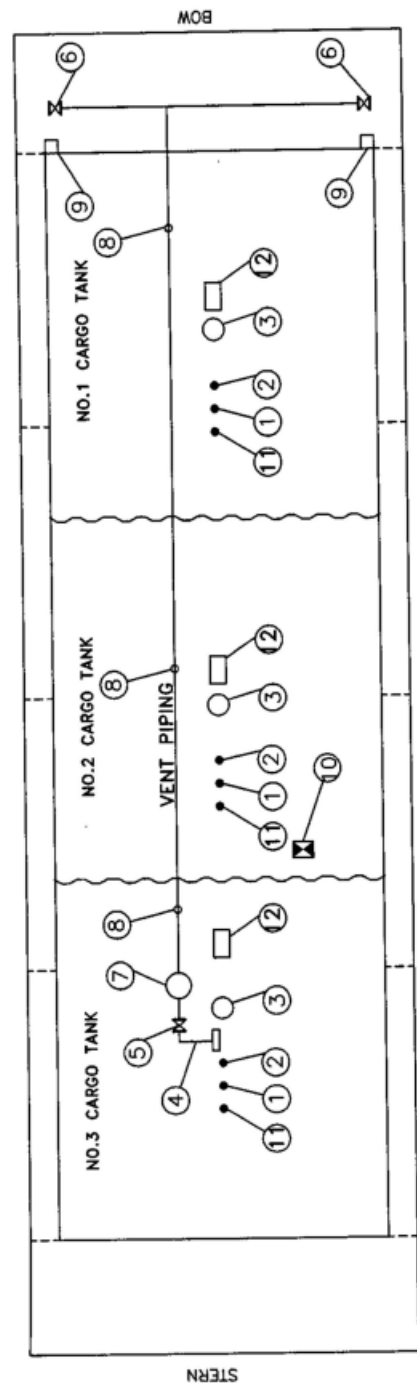


# CBC 27 CARGO PIPING DIAGRAM



# CBC 27 VAPOR PIPING DIAGRAM



**LEGEND**

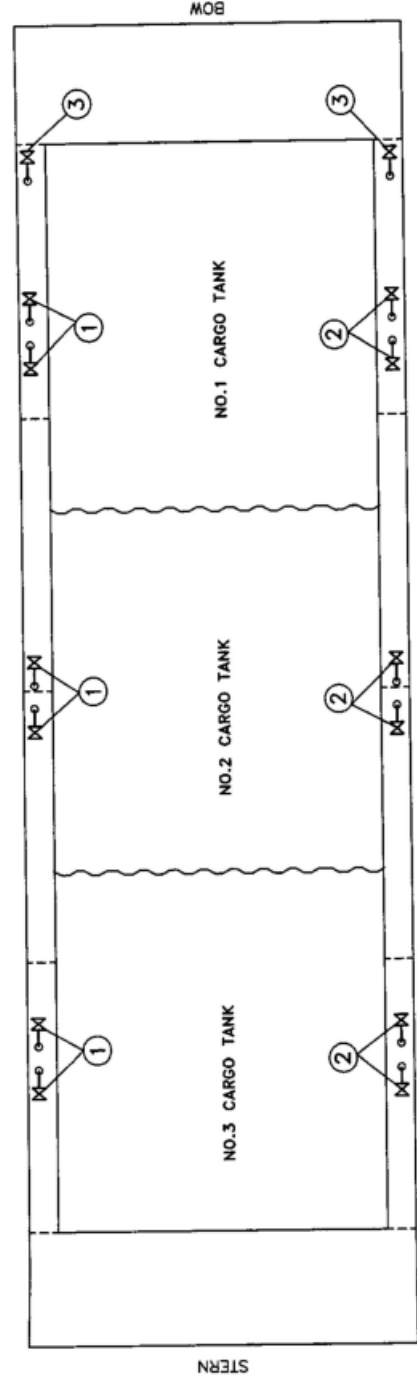
NO	SIZE	DESCRIPTION	NO	SIZE	DESCRIPTION
1	8"	1-METER STICK GAUGE	9		HIGH LEVEL/OVERFILL
2	2"	HERMETIC GAUGE	10		ALARM DOCK CONN.
3		HIGH LEVEL/OVERFILL	11		EMERGENCY ENGINE SHUT DOWN
4	8"	ALARM	12		TAPE GAUGE
5	8"	VENT STACK			SPILL VALVE
6	8"	VENT STACK VALVE			
7	8"	HEADER VALVE			
8		P/V VALVE			
		VAPOR PENETRATIONS			

VAPOR PIPING, GAUGING AND OVERFILL PROTECTION

**EX: KIRBY 10047**  
EX: HW 1118

Effective Date:	Revision No.	Page
12/3/03	0	2 of 3

# CBC 27 STEAM PIPING DIAGRAM



STEAM PIPING  
DIAGRAM

- LEGEND
- NO DESCRIPTION
  - 1 CARGO TANK INLET
  - 2 CONDENSATE OUTLET
  - 3 HEADER VALVE

EX: KIRBY 10047  
EX: HW 1118

Effective Date:	Revision No.	Page
12/3/03	0	3 of 3