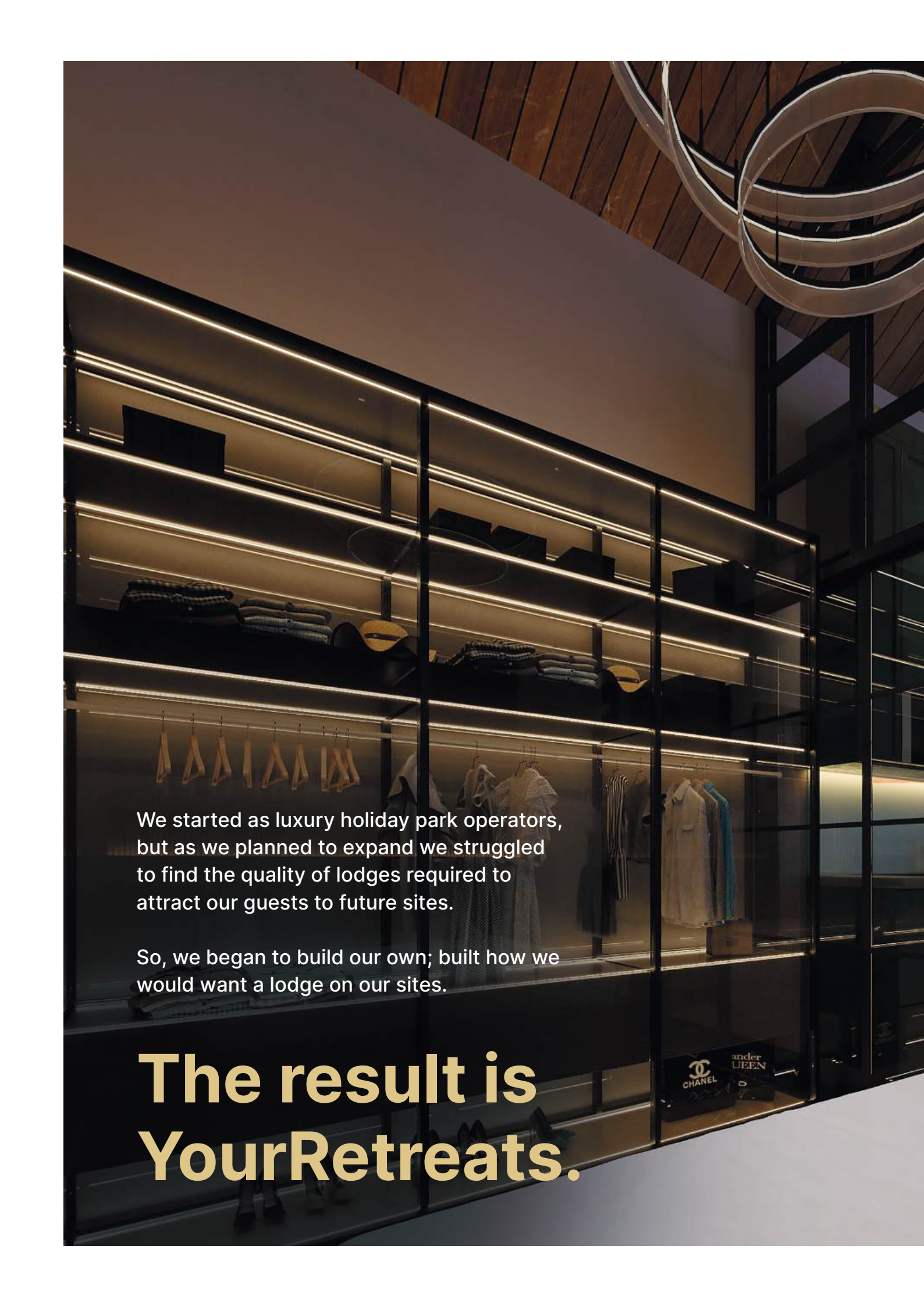




Redefining the Lodge Buying Experience



HOLIDAY LODGE AND RESIDENTIAL PARK HOME BROCHURE



We started as luxury holiday park operators, but as we planned to expand we struggled to find the quality of lodges required to attract our guests to future sites.

So, we began to build our own; built how we would want a lodge on our sites.

**The result is
YourRetreats.**



OUR MISSION



WE BUILD BEAUTIFUL
LODGES TO
EXCEPTIONAL
STANDARDS, AND
WE BACK IT UP WITH
AN UNRIVALLED
AFTERCARE
EXPERIENCE.

1

The Family Farm

THE BEGINNINGS OF INNOVATION

The story begins when Sam Greaves built a holiday lodge on his family farm in Rosendale, distinguished in both form and function. This stunning creation quickly garnered glowing reviews and high occupancy rates, setting the stage for something bigger.

2

The Formation of YourRetreats

A SERENDIPITOUS PARTNERSHIP

Fate intervened when Sam met fellow cofounder, Andrew Hardman. Recognising the synergy between their skills, the duo launched YourRetreats, embarking on an ambitious journey to revolutionise the holiday park business.

3

Building Beyond the Ordinary

THE QUEST FOR PERFECTION

Unsatisfied with the offerings from existing manufacturers, the expanding YourRetreats team chose to develop their initial designs, embarking on a journey to redefine excellence in lodge construction and customer care.

Our story has
just begun...





...start your story with us today

A Pivotal Shift

4

FROM INITIAL SUCCESS TO OUTSIDE INTEREST

In February 2023, the tide turned. With mounting interest from fellow holiday park owners to order YourRetreats lodges, the team opted to move into manufacturing. Their mission? To tackle industry challenges head-on and redefine the lodge-buying experience.

Explosive Growth

5

SECURING THE FUTURE

In September 2023, YourRetreats embarked on a significant phase of expansion, underscoring its commitment to growth and partnering with a trusted long term investment firm. This investment epitomised the confidence in our cutting-edge products and our pledge to consistently provide top-tier residential park homes and holiday lodges for years to come.

A New Home for YourRetreats

6

EXPANSION AND EVOLUTION

December 2023 was a time of growth and change. We moved to a new 60,000 square foot facility in Accrington, Lancashire, a leap forward in scaling our operations. This move represents our dedication to the people and processes that will cement YourRetreats as an industry leader.



HOLIDAY LODGES AND PARK HOMES

We know you want a stunning holiday lodge or park home to give you many years of happy memories. One that's not only unique, but built to last.

Fortunately, we've got you covered. YourRetreats is redefining the lodge buying experience, using a cutting-edge Structural Insulated Panels (SIPs) manufacturing process to create eco-friendly, future focussed designs. Our lodges and homes allow you to make your signature mark, providing completely unparalleled customisation. From altering internal floor plans to upgrading optional extras, you'll get a unique, industry-leading living space that exceeds expectations.



OUR RANGE

KOS
SOLSTICE
MARKA 1
MARKA 2
LUXO
HEPTAPOD
CUSTOM LODGES



Kos (n.)

MEANING.

Embracing the joys of life like cuddling with your loved one or snuggling in front of a fireplace with a cup of coffee and a good book.

Why the Kos

A designer's ultimate goal is to create a lasting memory for a guest. The Kos achieves this.

As soon as you enter the Kos the high-quality finish and open-plan living create an instant feeling of comfort.

The superior insulation levels provide year-round warmth whilst the natural light breathes in through every angle.

Every aspect of the Kos feels luxurious, from the central island kitchen to the latest tech enhancements.



The Experience

The Kos has been built to provide luxury via every touch whilst also providing the comfort of feeling like being at home.

Nothing beats coming home after a day exploring - collapsing on the sofa with the family and a brew in hand. This is the underlying purpose of the KOS; a luxurious lodge that helps guests relax and unwind.

Inspired by the quality of Scandinavian craftsmanship, the Kos range focuses on the finest details that create a totally memorable experience.

From modern LED lighting, expensive textures and first-class materials all the way through to the natural flow of the building.

Your guests will not only feel the wow factor at every moment, but also delight in being able to sit back and relax.

The result is that you never want to leave.





Key External Features

As you approach the Kos you will be pulled into the shapes and colours the design provides. This is made even more imposing by:

- LED frontage, ensuring the lodge stands out from every angle
- Long-lasting composite slatted or timber cladding framing both the front and rear of the property
- An imposing overhang providing unique shapes and shadows throughout the day

Key Internal Features

Some of the key internal features we provide include:

- Powder-coated black glass partitions
- Full glass frontage heaping natural light into the building
- Feature LED lighting and mood controls throughout
- Slatted in-built media wall
- Vast open-plan living space



2 BED, 47 X 22 FT
FLOORPLAN EXAMPLE

Technical Details

STRUCTURE

- Structural Insulated Panels (SIPs)
- Composite or timber cladding

ADD-ON OPTIONS

- EV wall charging port
- 55-65" OLED TV with Sonos package
- Scanomat coffee & hot drinks facility with an integrated tap and iPad
- Hive remote heating system
- External storage unit

DEFAULT SIZES

Twin/Single	Size (ft)	Bedrooms
Twin	40 × 20	2/3 Bedroom
Twin	45 × 22	2/3 Bedroom
Twin	47 × 22	2/3 Bedroom
Twin	55 × 22	2/3 Bedroom
Twin	55 × 22	4 Bedroom
CUSTOM SIZES AVAILABLE		





LUXO

Luxo (n.)

MEANING.

Great comfort, especially as provided by beautiful things - in this case, a lodge which offers a unique luxury design.

Why the Luxo

The Luxo attracts the eye with its peaked roof LED and welcomes you into a world where you want to relax and unwind.

With a large open plan living area and the flexibility to have up to 3 bedrooms, the Luxo is all about space and feeling at home.

Its peaked roof provides an expansive open plan kitchen and living room, while the luxury LED touches in your walk-in wardrobe and bathrooms really provide the wow factor.

The result is one of the most luxurious park lodges available.



The Experience

The Luxo park lodge provides you with the luxury and 'wow' factor unseen in the holiday park industry.

You will feel like you are in a 5 star hotel.

Through the large expansive front windows and perfectly framed timber fins, the LED light subtly draws you in.

Once inside, the quality of the Luxo makes you feel immediately at home.

We have focussed on how we can combine the importance of space and high end luxury whilst also offering unmatched design.

Throughout it feels airy and homely, a place you want to be.





Key External Features

- LED frontage, with lighting around the entrance ensuring the lodge stands out from every angle
- Long-lasting composite slatted or timber cladding framing both the front and rear of the property
- An imposing peak roof with a walk out section providing unique shapes and shadows throughout the day

Key Internal Features

Some of the key internal features we provide include:

- Premium fittings and fixtures
- Glass frontage heaping natural light into the building
- Feature LED lighting and mood controls throughout
- Walk in wardrobe
- Large living and dining area



3 BED, 38 X 20 FT FLOORPLAN EXAMPLE



Technical Details

STRUCTURE

- Structural Insulated Panels (SIPs)
- Composite or timber cladding

ADD-ON OPTIONS

- EV wall charging port
- 55-65" OLED TV with Sonus package
- Scanomat coffee & hot drinks facility with integrated tap and iPad
- Hive remote heating system
- External storage unit

DEFAULT SIZES

Twin/Single	Size (ft)	Bedrooms
Single	40 × 14	2 Bedroom
Single	44 × 14	2 Bedroom
Twin	34 × 20	2/3 Bedroom
Twin	38 × 20	2/3 Bedroom
Twin	40 × 20	2/3 Bedroom
Twin	45 × 22	2/3 Bedroom
CUSTOM SIZES AVAILABLE		





SOLSTICE

Solstice (origin)

via Old French from Latin *sōlstitium*, literally: the (apparent) standing still of the sun, from *sōl* sun + *sistere* to stand still.

Why the Solstice

The Solstice elevates luxury lodging to an art form, distinctively standing out from its counterparts.

Crafted to leave an indelible mark on its guests, it presents unparalleled vistas that captivate and enchant.

More than merely blending into its surroundings, the Solstice celebrates the landscape, transforming the conventional lodge experience with its avant-garde design and superior functionality.



The Experience


Experience the unparalleled elegance of this stunning lodge, boasting a panoramic view that captivates at first sight.

Full-length bi-fold doors grace the front elevation of the Solstice, accentuating the feeling of opulence and light.

The carefully selected colours and contours create a modern space that is both calm and captivating.

With its clean lines and contemporary finishes, the lodge offers abundant storage space, blending functionality with sophisticated design.

This harmonious balance ensures a welcoming atmosphere that makes everyone feel both at home and on holiday simultaneously.



SOLSTICE



Key External Features

- Six sectioned bi-fold doors bring the outside in
- LED frontage, ensuring the lodge stands out from every angle
- Long-lasting composite slatted cladding

Key Internal Features

- High pitched ceilings, and timber flooring
- Large open plan lounge with feature fireplace and dining area
- Fully fitted kitchen appliances, five burner gas hob, oven, microwave, dishwasher, fridge/freezer and dual washer/dryer
- Centre lounge layout with bedrooms at either end of this large luxury lodge - everyone is guaranteed privacy and plenty of space
- En suite bathrooms - one has a large walk-in shower and one has a bath with an overhead shower
- The master bedroom has a walk-in wardrobe to give plenty of storage for your holiday clothes and cases



Technical Details

STRUCTURE

- Structural Insulated Panels (SIPs)
- Composite or timber cladding

ADD-ON OPTIONS

- EV wall charging port
- 55-65" OLED TV with Sonus package
- Scanomat coffee & hot drinks facility with integrated tap and iPad
- Hive remote heating system
- External storage unit

DEFAULT SIZES

Twin/Single	Size (ft)	Bedrooms
Twin	40 × 20	2/3 Bedroom
Twin	45 × 22	2/3 Bedroom
CUSTOM SIZES AVAILABLE		





Marka

MEANING. Literally means forest or woodland; forested or hilly areas surrounding a settlement or city or town that contains hiking trails, lakes, and recreation facilities. Norwegians long for a break in the woods where they can hike, walk, ski, bike, camp, and unwind.

Why the Marka

The Marka embodies the ultimate achievement in design: transforming spaces into unique and immersive environments.

Unlike many current prefab lodges and cabins, the Marka focuses on bringing modern shapes and angles that will frame your site's location and accentuate its appeal.

The Marka's whole purpose is to break the mould of traditional lodge parks and offer a new approach to lodge design.

Guests are no longer looking for just the 'usual' but are expecting the latest aesthetics and technology to make a lasting impression on their visit.

The Marka delivers this.




The Experience

The Marka provides guests with the ultimate experience in unique luxury.

Inspired by the quality of Scandinavian craftsmanship, the Marka range focuses on the finest details that add up to a totally memorable experience.

From modern LED lighting framing the memorable exterior shape of the lodge through to premium internal materials, guests will be struck by the unique design at every turn.



MARKA



Key External Features

As you approach the Marka you will be pulled into the shapes and colours the design provides. This is made even more imposing by:


- LED frontage, ensuring the lodge stands out from every angle
- Long-lasting composite slatted cladding
- An imposing ceiling height of over 4 metres

Key Internal Features

- Powder-coated black glass bedroom partition
- Full glass wall heaping natural light into the building
- Feature LED lighting and mood controls throughout
- Slatted in-built media wall
- High 4-metre ceilings shaped to the unique external design of the building



1 BED, 32 X 14 FT FLOORPLAN EXAMPLE



Technical Details

STRUCTURE

- Structural Insulated Panels (SIPs)
- Composite or timber cladding

ADD-ON OPTIONS

- EV wall charging port
- 55-65" OLED TV with Sonus package
- Scanomat coffee & hot drinks facility with integrated tap and iPad
- Hive remote heating system
- External storage unit

DEFAULT SIZES

Twin/Single	Size (ft)	Bedrooms
Single	32 × 14	1 Bedroom
CUSTOM SIZES AVAILABLE		





Marka

MEANING. Literally means forest or woodland; forested or hilly areas surrounding a settlement or city or town that contains hiking trails, lakes, and recreation facilities. Norwegians long for a break in the woods where they can hike, walk, ski, bike, camp, and unwind.

Why the Marka 2

When we launched the Marka, it was originally focussed on being a one bed lodge experience. However, with the high demand came requests for us to provide a two bed version to enable parks to provide the full Marka experience for more guests.

To facilitate this we had to re-imagine the lodge for larger families and groups.

The result is the Marka 2 - uncompromising in its design origins, whilst offering even more space.



The Experience

The Marka 2 enhances the existing benefits of the Marka range by introducing a two-bedroom variant, offering expanded comfort and increased versatility.

As you approach the Marka 2 you are immediately drawn to the Scandinavian-style design, with 4m high ceilings and an expansive open plan living area.

The Marka 2 draws your guests into a warm and comforting home, presenting attractive detail from every angle.

Perfect for those wanting a larger lodge, the Marka 2 provides a wonderful holiday getaway.



MARKA 2



Key External Features

As you approach the Marka you will be pulled into the shapes and colours the design provides. This is made even more imposing by:

- LED frontage, ensuring the lodge stands out from every angle
- Long-lasting composite slatted cladding
- An imposing ceiling height of over 4 metres

Key Internal Features

- Powder-coated black glass bedroom partition
- Full glass wall heaping natural light into the building
- Feature LED lighting and mood controls throughout
- Slatted in-built media wall
- High 4-metre ceilings shaped to the unique external design of the building



DEFAULT SIZES

Twin/Single	Size (ft)	Bedrooms
Single	13 × 29.5 + 13 × 19.5 FT	2 Bedroom
CUSTOM SIZES AVAILABLE		

2 BED, 13 X 29.5 + 13 X 19.5 FT FLOORPLAN EXAMPLE




Technical Details

STRUCTURE

- Structural Insulated Panels (SIPs)
- Composite or timber cladding

ADD-ON OPTIONS

- EV wall charging port
- 55-65" OLED TV with Sonos package
- Scanomat coffee & hot drinks facility with integrated tap and iPad
- Hive remote heating system
- External storage unit





HEPTAPOD

Heptapod (purpose)

to provide guests with the ultimate glamping pod experience, combined with the amenities of a luxury lodge.

Why the Heptapod

Most glamping pods available on the market lack a unique design to welcome guests into a world where they want to stay.

In contrast, the Heptapod provides warmth through 100mm Celotex insulated walls, with a modern log fireplace that draws you in.

Then as you look up you are invited into the surrounding world through huge roof windows.

The Heptapod keeps delivering as you explore further back through the pod into the bright and airy bedroom, replete with roof lights and the latest tech.

The Heptapod is a place where you can both enjoy the outdoors whilst simultaneously sitting back and relaxing in the comfort of a warm and airy glamping pod.





The Experience

The Heptapod offers the ultimate luxury glamping pod experience, creating the sensation of being connected to nature.


While remaining warm and revelling in a luxury interior, guests can also enjoy the view through expansive windows, with roof lights that open the Heptapod up to the outdoors.

In so doing, we have focussed on combining the ability to explore an area with the creature comforts of a luxury home.

The result is glamping that exceeds expectations.



HEPTAPOD



Key External Features

- Unique external design
- Wood-framed front fins
- LED-fronted lighting aspects
- Composite or timber cladding

Key Internal Features

Some of the key internal features we provide include:

- Powder-coated black glass partitions
- Full glass frontage heaping natural light into the building
- Feature LED lighting and mood controls throughout
- Large ceiling windows
- Unique 5-sided walls that create a stunning visual impact without feeling cramped



1 BED, 13 X 27.5 FT
FLOORPLAN EXAMPLE



Technical Details

STRUCTURE


- Structural Insulated Panels (SIPs)
- Composite or timber cladding

ADD-ON OPTIONS


- EV wall charging port
- 55-65" OLED TV with Sonus package
- Scanomat coffee & hot drinks facility with integrated tap and iPad
- Hive remote heating system
- External storage unit

DEFAULT SIZES

Twin/Single	Size (ft)	Bedrooms
Single	13 × 27.5	1 Bedroom



CUSTOM LODGES



1

Do you already have planning permission or is it due soon?

YES



2

Are you seeking custom lodges that you simply can't find elsewhere?

YES



3

Do you want a manufacturer that you can work closely with to realise your vision?

YES

By answering 'yes' to these questions, you're in the perfect position to benefit from what YourRetreats has to offer.

Leveraging innovative modular construction techniques and a Structural Insulated Panels (SIPs) manufacturing process, we're not merely making lodges; we're fashioning tailor-made havens that align perfectly with your plans.

Our flexibility in design and construction allows us to deliver bespoke builds that are not only produced to your precise specifications but also built to last.

Choose YourRetreats for an ordering experience that places your needs, vision, and satisfaction at the forefront.

1

Consult with your customer success manager



Begin by discussing your needs with our in-house expert. From identifying exactly what you want from your lodge to how you plan to use it, we ensure your vision is clearly understood and achievable.

2

Identify your ideal lodge



Our bespoke consultation is tailored to your unique requirements. Choose from our range of exceptional residential park homes or holiday lodges, designed to meet your specific needs and ultimately, provide happy memories for years to come.

3

Customise your floorplan



Leverage our state-of-the-art construction process for full customisation. Together, we'll refine your floorplan, aligning it with your goals to ensure a stunning living space that offers both form and function.

OUR PROCESS

Choosing YourRetreats isn't just about selecting a lodge; it's about partnering with a team that's passionate about delivering the perfect build. Discover the YourRetreats difference today.

Opt for any distinctive upgrades



Stand out from all the other uniform lodges with our range of optional upgrades.

From custom fireplaces to bespoke bathrooms, elevate your build to a level beyond the ordinary.

4

Personalise your fittings and fixtures



We guide you through an extensive selection of fittings and fixtures, allowing you to craft a lodge that resonates with your aesthetic vision, including everything from interior lighting to exterior cladding.

5

6

Sit back while construction commences



With all details finalised, our skilled team gets to work. Employing modern modular design and cutting-edge construction techniques, we guarantee exceptional craftsmanship. Throughout the build, we provide regular updates, keeping you apprised of our progress.

8

Enjoy unparalleled after sales support



Where others may overlook aftercare, we excel. Our post-purchase support is unrivalled, ensuring smooth operation upon delivery. Although issues are rare thanks to our precision building process, we always remain readily available to assist you.

7

Discuss your delivery day



On completion, your lodge is transported to your site. Our experienced team ensures everything is perfect, preparing your new lodge for immediate occupancy and enjoyment.

A photograph of a modern wooden cabin with a pergola. The cabin has vertical wood siding and a large glass door that is open, revealing a furnished interior. A small 'Welcome' sign is mounted on the wall to the left of the door. The pergola is made of dark wood and has a warm light strip along its edge. The scene is set outdoors on a wooden deck under a clear blue sky.

**WHERE
EXCELLENCE
MEETS
INNOVATION**

OPTIONS



- **Custom Floorplans.** Tailor your living space to your exact needs with custom floorplans. This flexibility allows for personalised room layouts, optimising the flow and functionality of your home.



- **Unique Cladding Options.** Personalise your lodge's exterior with unique cladding options. From natural wood finishes to modern wood composites, select materials that reflect your style while offering durability and weather resistance.



- **Upgrades to Top End Appliances.** Elevate your living experience with high-end appliance upgrades. From state-of-the-art kitchen equipment to energy-efficient washing machines, these premium options blend luxury with functionality.



- **Solar and Battery Technology.** Embrace sustainability with cutting-edge solar panels, complemented by advanced battery storage systems. This eco-friendly solution not only reduces energy costs but also ensures your lodge has a reliable, sustainable power supply.



- **EV Charging Point.** Future-proof your lodge with an electric vehicle (EV) charging point. This convenient addition supports sustainable living and ensures you're always ready for your next adventure.



- **Log Fireplace.** Add warmth and ambiance to your lodge with a traditional log fireplace. This timeless feature not only serves as a cosy focal point but also enhances the rustic charm of your space.

WHY CHOOSE US?

Here's what you can expect from working with us:

- **Innovative design where form meets function.** We pride ourselves on our wow factor, with lodges that are intended to impress. Not only will you be the owner of an inspired piece of architecture, but you can also enjoy a functional living space to cater to your exact lifestyle needs.
- **Cutting-edge construction.** Using state-of-the-art technology, our properties are precision-built in the UK and made to last. Every lodge is a testament to premium materials and top-tier manufacturing, guaranteeing a product that not only meets but exceeds your expectations.
- **Lodges that are built to last.** Our construction method for lodges utilises high-performance Structural Insulated Panels (SIPs), allowing us to achieve the very best in terms of modern, modular housing. This ensures you enjoy a product with greater longevity, reducing the risk of structural issues, while also offering long-term savings.
- **Customisation.** Your lodge, your way - most lodge manufacturers offer predefined options only. But why settle for standard when you can personalise? Our unique modular construction process offers unparalleled customisation. From unique floorplans and fittings to optional features and upgrades, you can create a lodge that's uniquely yours.
- **Energy efficient, eco-friendly lodges.** At YourRetreats, your investment is not just in property but in a greener future. We optimise our production to minimise waste and use high-quality, renewable technologies in our designs to reduce your energy costs effectively.
- **Unmatched communication and aftercare.** Investing in a lodge is a big decision, and we honour that with transparent communication. Our team is with you every step of the way, providing continuous updates throughout the construction process. Furthermore, our post-purchase support ensures that your property meets your needs perfectly.

Discover the YourRetreats Difference

TESTIMONIALS

The whole experience with YourRetreats is fantastic. I can't speak highly enough of them.

What they produced was very exciting, almost going to another level.

YourRetreats, for bespoke lodges, are quality.

FAQ's

Do your lodges come fully furnished?

- We offer the option of full furnishings, allowing you to step into a fully equipped and ready-to-enjoy living space. This choice provides the convenience of a streamlined experience, ensuring that your lodge is not only beautiful but also functional from day one.

Are your builds built to BS 3632:2023 standards?

- YourRetreats park homes and luxury lodges adhere to BS 3632:2023 standards, which encompass various improvements. These include measures to reduce heat loss through the external structure, and improved ventilation to minimise condensation risks within the lodge. The updated standard also incorporates advanced safety features and provides clearer guidance for manufacturing.

What is your build time?

- Our typical build time falls within the range of 6 to 12 weeks dependent on your lodge of choice. During this period, our dedicated team of experts diligently works on constructing your lodge to the highest standards of quality and precision.

Can I see one of your lodges?




- Yes, we offer a full factory tour experience, in which you can see all of our products. Our expert guides will be on hand to answer any questions and provide you with a deeper understanding of the quality and attention to detail that goes into every lodge we create. It's the perfect way to experience firsthand the excellence that defines YourRetreats.

Are your homes energy efficient?

- Indeed, sustainability and energy efficiency are at the core of our designs. Every one of our homes is meticulously crafted with eco-friendliness in mind. We integrate innovative technologies and practices to minimise energy consumption, reduce environmental impact, and ultimately create living spaces that contribute to a greener future.





 0161 706 1751
 www.yourretreats.co.uk
 hello@yourretreats.co.uk