



freedom

Multi-generational
accessible kitchens

2023

Symphony®
SINCE 1971

Independent living, *tailored to you*

Everyone should be able to use and enjoy their kitchen, it's the hub of the household and a space to bring people together. A place to experiment, create and entertain without limitations.

This is why we created Freedom, to provide attractive, accessible and empowering kitchens, offering you the freedom of independence in your kitchen. With Freedom, the design can be truly universal for all the family to use and enjoy, ensuring your kitchen space is fit for purpose; for years to come.

Select from a range of specialist designed features combining functionality and style, to create an accessible kitchen space perfect for you and your family.

Welcome to Freedom.



Retailers *Handpicked for you*



Start creating your dream kitchen today
symphony-group.co.uk/dealer-locator



scan me





50 years of expertise

50 YEARS 1971

Highest Standards

Welcome to the Freedom brand of kitchens from Symphony, one of the UK's largest suppliers of fitted kitchen, bedroom and bathroom furniture. Symphony has been making kitchens in Britain for over 50 years and are constantly investing in ways to improve the quality of our products to create the perfect living space.

Hand picked Retailers

Symphony has carefully selected and built strong relationships with your local retailer so that you can enjoy purchasing your new kitchen. This means you get the best choice of kitchens to suit your lifestyle and a design service from experts that help create the space that is right for you.

Quality Service

Symphony has quality control systems that are accredited to BS 9002 Part 2 and ISO 9001-2008, plus all Gallery kitchen furniture passes the FIRA Gold product certification. FIRA's ongoing auditing procedures continuously benchmark our performance, giving you the peace of mind that you are acquiring quality furniture that is built to last.

Ten year Guarantee

Each piece of furniture from Symphony is assured with a 10 year guarantee. Stringent quality control systems guarantee you receive the best quality furniture that is built to last, so you can buy our furniture with complete confidence. Please note the Ropox height adjustable worktop and wall cabinet systems are covered by a 18 month warranty.



In harmony with the planet

With over 50 years of experience we understand the importance of operating in a responsible, sustainable manner.

We are proud of our history of innovation and continuously review and enhance our operations to ensure that Symphony is a leading example of sustainability within our industry.

Sustainable Products

100%

Five decors use 100% recycled chipboard.

Our cabinet chipboard is made from a minimum of 50% recycled material



We ensure that our timber based wood furniture is sourced from responsibly managed forests and is FSC® certified.

100%

All of our plastic cabinet legs are made from 100% recycled plastic.

Sustainable Operations



Our delivery fleet is amongst the most fuel efficient on Britain's roads, plus we include Hybrid Electric Vehicles in our company car fleet.

0%

None of our manufacturing waste is sent to landfill and our literature is printed on carbon balanced paper.



Our manufacturing site is fueled by our 100% recirculation biomass fired boilers to optimise waste and minimise emissions.



Symphony®

IN COLLABORATION WITH ADAM THOMAS

Adam Thomas is the UK's leading designer of accessible kitchens, with an unrivalled reputation for his innovative designs. Adam works in partnership with Symphony Group, to set the standard for accessible kitchen design.

With over 40 years of personal experience alongside years of research, Adam has developed a set of design principles that can be applied to suit each individual's requirements. These design principles are recognised by Occupational Therapists and Designers, and are being incorporated into regulations for design and build projects and housing adaptations.

Adam's work has helped transform lives by empowering his clients with a sense of independence. He has raised the bar for accessible kitchens to demand that they are both practical and stylish.

ACHIEVEMENTS

3rd time selected as one of Britain's most influential people in the Shaw Trust Disability Power 100 list, 2022

Finalist, SBID and Designer Awards, 2022

Lifetime Achievements Award, 2020 KBB Review Industry Awards

Steering group member of the Mayor of London's 'Private Sector Wheelchair Housing Design Guide'

Co-author, Wheelchair Housing Design Guide 2018 – Joint Project: Habinteg & CAE

Winner, KBSA Accessible/ Inclusive Designer of the Year Award, 2015

Lectured at Bucks New University, FDA Kitchen Design Degree and continues to conduct lectures on accessible design

Head consultant of accessible kitchens for East Village, London; following the 2012 London Games.

Winner of the inaugural 'Designer Award for Accessible Kitchens 2006', KBB Review Industry Awards



My passion is to change the face of accessible kitchen design, designing elements that can transform lives and provide independent living. With Freedom the designs can be truly universal, for all the family to enjoy. The range combines style and functionality, so it's perfect for the increase in multi-generational living.





DESIGN TIP

Create a safe design with maximum access and careful positioning of key features to limit unnecessary movement. Create functional zones by considering kitchen activities. Include appliances such as the Slide&Hide® oven that allows easy access and oven housings that include heatproof pull out shelves to provide a safe resting spot. Unique waterfall edge worktops reduce spills running off the worktop.

MULTI-GENERATIONAL LIVING



Accessible design

With a focus on creating a personalised design, Freedom offers a whole host of design features that can create a truly accessible kitchen for any user to suit all age ranges.



Multi-generational design

The joy of a family coming together cannot be matched. Multi-generational design is set to increase in the UK as adult children struggle to afford to fly the nest and families look to combine resources with grandparents to create living spaces for up to three generations.

In addition, there are over 14 million registered disabled people in the UK. A Freedom kitchen can enable these different generations to enjoy a space without limitation, creating an environment where socialising, entertaining and interacting comes as second nature.

DESIGN TIP

Incorporate a mixture of worktop heights to suit the requirements of those using the kitchen space. Include pull out drawers and internal cupboard storage for easy access. Create seating areas such as breakfast bars to encourage interaction, select appliances that are safer to use such as induction hobs and smart appliances.



DESIGN PRINCIPLES

Multi-generational design should be adaptable and inclusive so that it can be tailored to suit the needs of all users. Each space should be truly fit for purpose, using fundamental design principles to achieve the most inspiring space that encompasses safety, style, storage and smart flexibility features.

DESIGN TIP

Whether renovation, extension or new build the kitchen footprint and design should be planned at an early stage. Enough space should be provided to create an accessible kitchen, therefore the positioning of doors, windows, boilers and radiators needs to be carefully considered.



1500mm Turning circle



Safety

A fundamental principle of inclusive design is ensuring safety throughout. This needs to be considered at every stage of planning and includes the layout of kitchen cabinets to the height of ovens and work surfaces. Features such as waterfall edge worktops to limit spillages and insulated reduced depth sinks are highly recommended whilst additional features such as induction hobs, ovens with Slide&Hide® doors and pull-out tables help to create a safe environment.



Storage

Storage made easy, designed with accessibility and generational needs in mind. With a Freedom design you can benefit from easy access pull down i-move storage solutions, quick access pan drawers along with clever storage such as swivel larders and base unit pull out storage for those awkward to reach spaces.

Style

Style will never be compromised in a freedom kitchen design. Using a combination of finishes on tall and base cabinets and contrasts in colour between frontals, worktops, floors and walls ensure a modern style yet can assist users with visual impairment. Finishing touches such as ambient lighting can boost mood and wellbeing. Statement pieces such as larders for the ultimate compact storage to varying height worktops, a Freedom kitchen can be designed for multi-generational living.



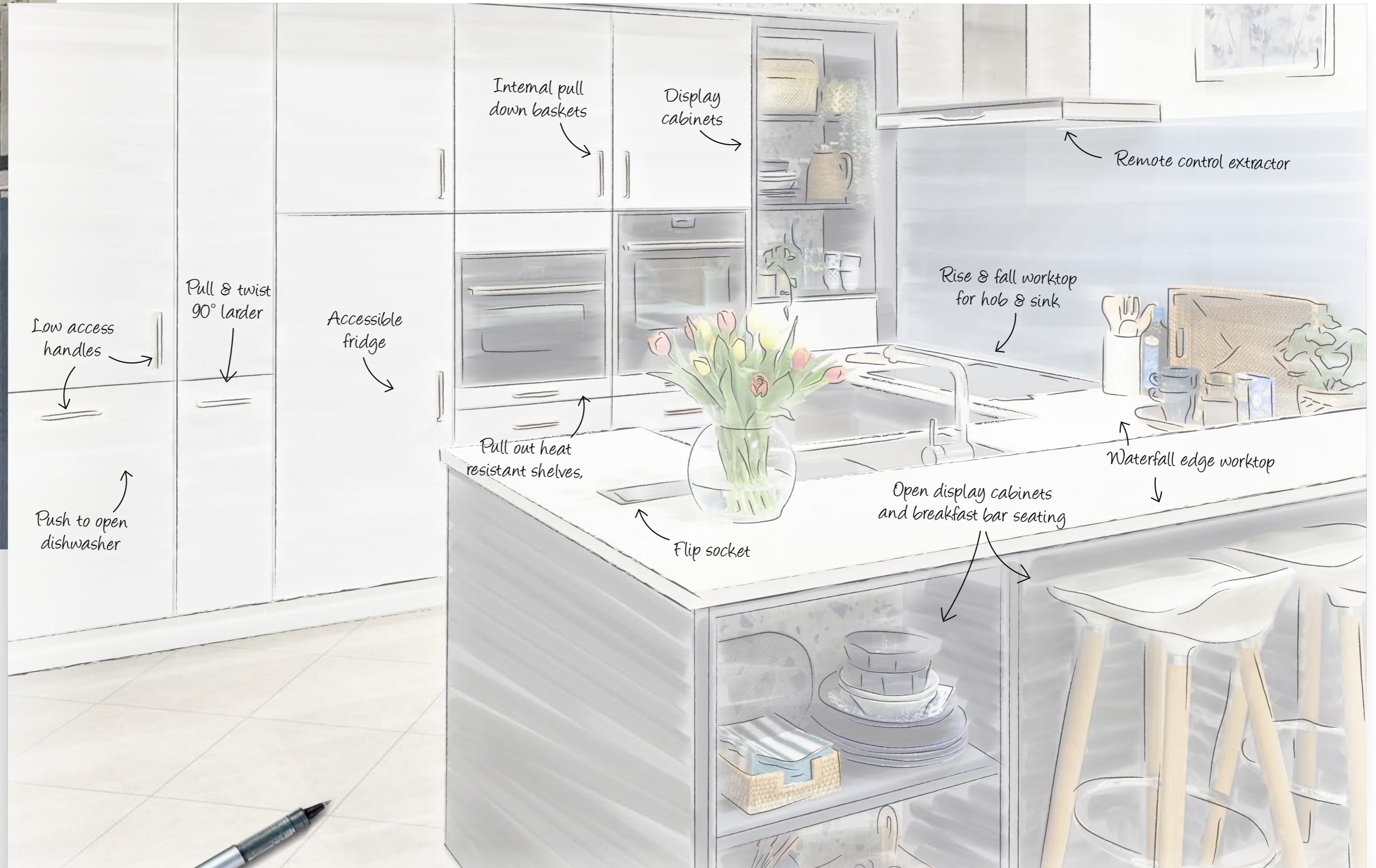
Smart Flexibility

Features such as electric rise and fall worktops and wall cabinets are ideal as you can set them at the optimal working height for you and adjust at the touch of a button for other users in the household. We also recommend considering smart appliances and smart lighting that can be operated via an app or voice control. Wi-Fi operated extractor hoods via an induction hob and/or remote control is also a smart solution.



Design 1

L-shape height adjustable work surface for hob and sink.



Urban Indigo



Urban White



This compact design layout is achieved within an attractive open plan peninsula.

This right angle rise and fall work surface design includes integrated hob and sink positioned at a 90° angle to the oven housings, along with a selection of desirable features.

DESIGN 01

KEY FEATURES



Integrated Slide&Hide® oven positioned at a 90° angle to the worktop for safely transferring dishes.

Our pull and twist larder enables access to both sides without having to re-position yourself, and provides plenty of storage capacity. Whilst pull-down baskets which lock into position are an excellent way to make contents higher up easier to reach.



Freedom kitchens utilise clever design features that enable comfortable, safe use of the kitchen and greater access to cabinet contents.

This design incorporates features that help reduce reaching, crouching or bending and can be adjusted to suit each person using the kitchen.

The large L-shape adjustable height work surface creates a fully accessible area that houses the hob and sink, whilst also providing plenty of preparation space. Plus our waterfall edge work surfaces can significantly reduce serious injuries caused by spillages in the kitchen.



The raised lip reduces the risk of liquids spilling over the edge of the worktop.

Homeowner The Troke Family

Lucille Troke, lives in Aylesbury with her family and is a full time wheelchair user. Over the last few years, the family's property has been extended and renovated to enable Lucille, younger sister Josephine and her parents, Leonie and Jon to use and enjoy the new kitchen.

"I look forward to using this amazing kitchen every day! My mum has always been really good at baking pastries and cakes and now I can enjoy cooking at home too".

The new kitchen is easy to use and long-lasting and includes accessible design features for all the family such as a mixture of work surfaces including a large L-shape adjustable height work surface creating fundamental preparation space. Lucille's Occupational Therapist helped oversee the design process working alongside Adam Thomas, expert in accessible kitchen design and a nearby Freedom by Symphony retailer.



Corian pearl grey rise & fall worktop with shallow depth sink, induction hob and waterfall edge finish



Urban Indigo with chrome bar handle

The Design Solutions

As part of an early design consultation, a few features were agreed:

A tall larder with i-move pull-down baskets and pull-out drawers, providing quick and easy access to dried food and tins.



Innovative Slide&Hide® oven and oven housings featuring heatproof pull out shelf and ovens positioned adjacent to a lowered height fixed worktop allows Lucille to transfer dishes to and from the oven.



Additional Design Features

- Plenty of accessible space to support Lucille's mobility.
- Pull-out crockery and pan drawers for easy access.
- Electric rise-and-fall worktop positioned at the optimal height for Lucille, plus ideal for the rest of the family.
- Waterfall edge worktop to limit spillages.
- Recycling bins integrated into cabinetry.



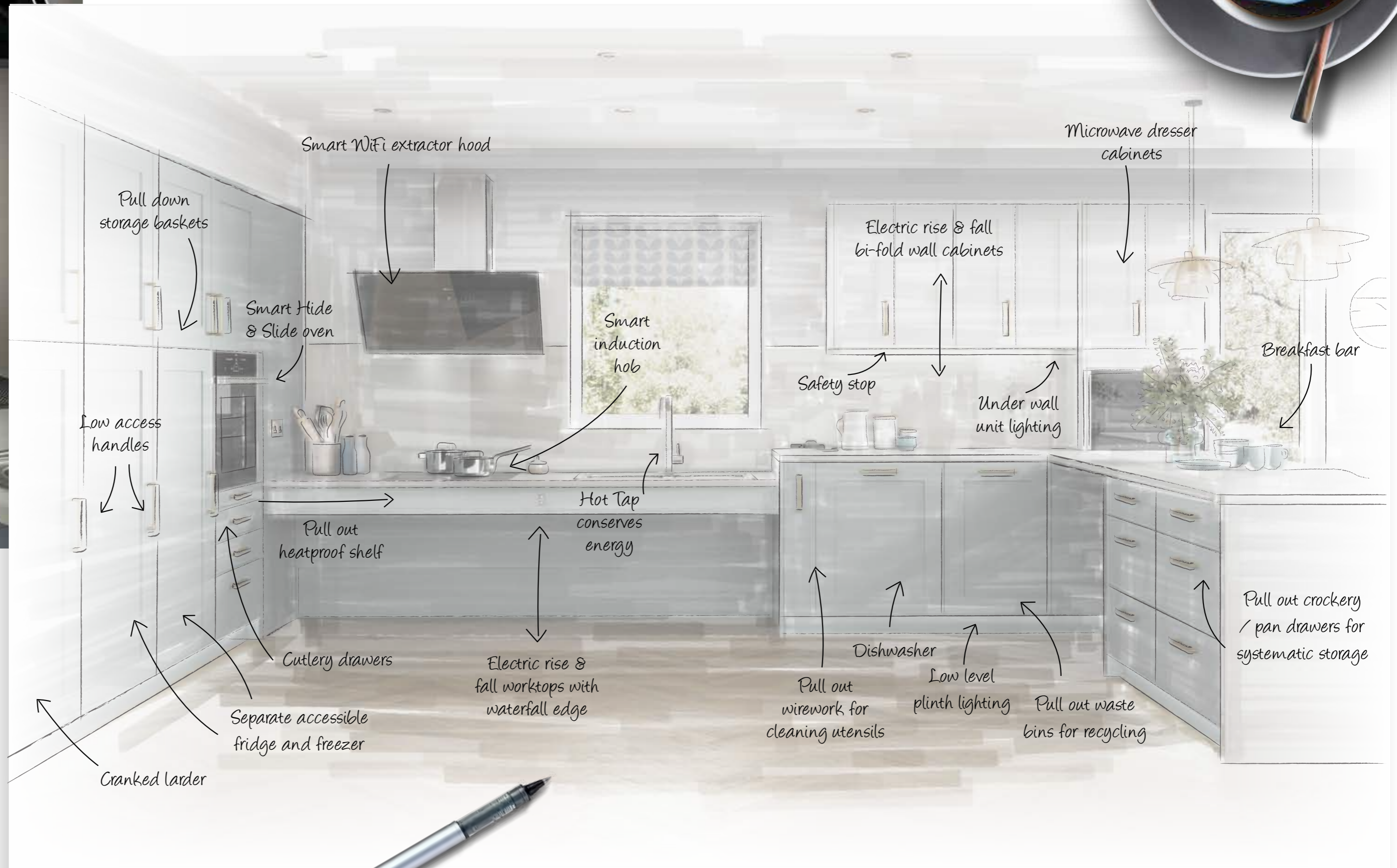
Two sinks, one at a standard height and the other set within the adjustable height worktop.

DESIGN TIP

Incorporate a mixture of work surface space to make the kitchen ideal for all the family; a rise and fall worktop with induction hob and sink, a standard height worktop with sink and a lowered section with leg space next to ovens.

Design 2

Straight run height adjustable work surface for hob and sink.



Chalk White



Providence Blue



This modern layout showcases plenty of flexibility and space to move around.

A straight run rise & fall work surface fits perfectly into this layout with integrated hob and sink positioned at a 90° angle to the oven housings. There are many desirable features within this kitchen design.



Princeton, Providence Blue and Chalk White with Matt brass square handle



DESIGN TIP

Positioning the oven housing at a 90° angle to the rise and fall worktop is a safer way to transfer dishes from the oven. This design also includes vital space between the hob and oven and the hob and sink, for transferring dishes between appliances.



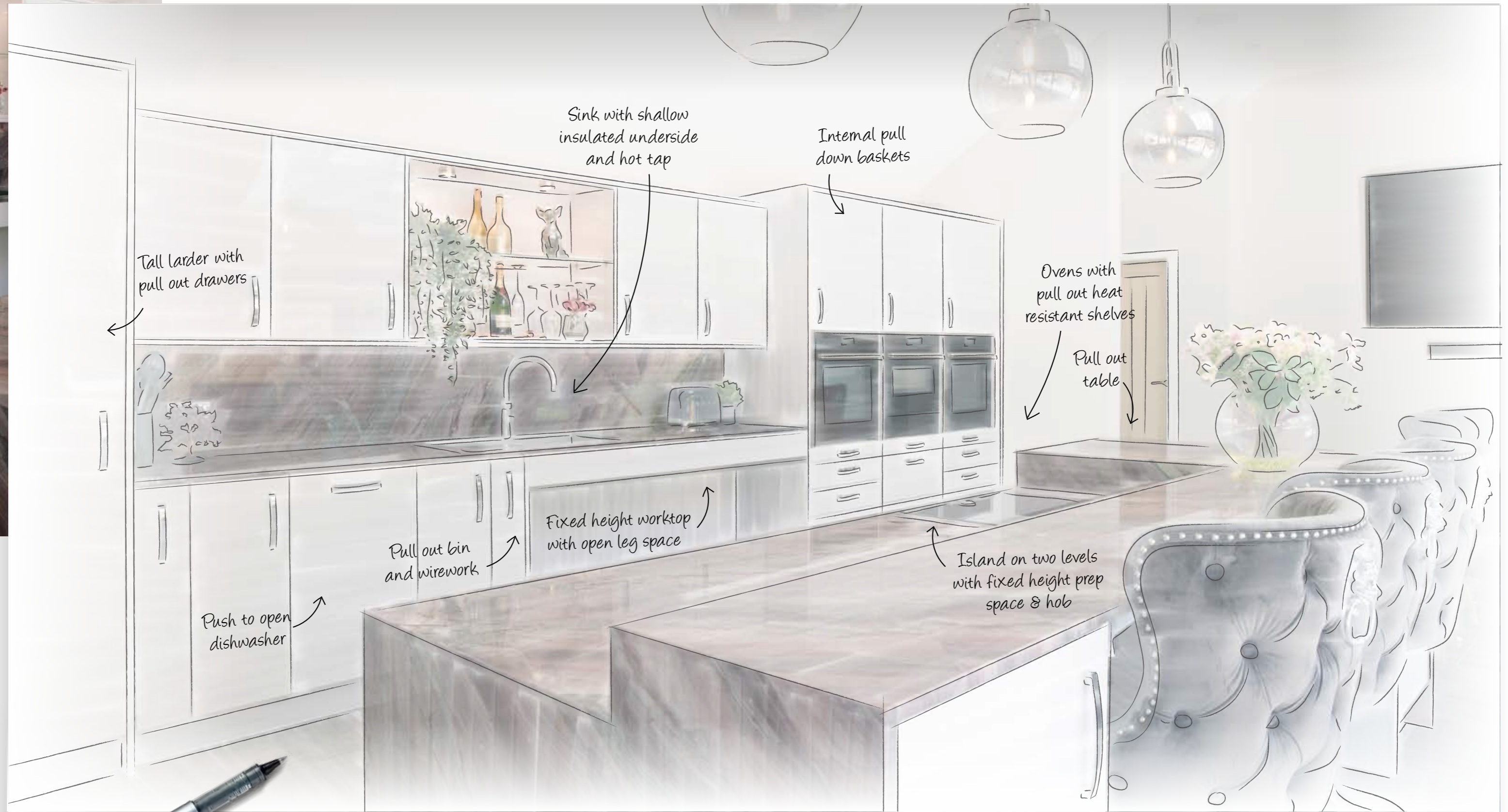
Adding pull-out drawers into tall units is a great way to make crockery easy to access.

Pantry Cabinet for drinks and glassware allow entertaining friends and family with ease.



Design 3

Separate fixed height work surfaces for hob and sink.



Gloss Pure White



Quartzite
Aurora Pink

This design showcases a wide mixture of desirable features such as fixed height worktop with open leg space and a superb island on two levels. A number of clever features have been integrated to ensure safety and flexibility throughout.



Alta Gloss Pure White with satin bow handle

Homeowner Izzy Hussain

Izzy Hussain lives in Milton Keynes with her two dogs and is a full-time wheelchair user. Izzy's mum Sham lives nearby.

Izzy's new kitchen allows her to host friends and family with ease, as entertaining is a big part of Izzy's life..

"I now have the freedom to cook what I want, when I want and this new style of kitchen allows me to be independent and spontaneous, which is really important for me."

Izzy's Occupational Therapist Zoe helped oversee the design process working alongside Adam Thomas, expert in accessible kitchen design, and a nearby Freedom by Symphony retailer.



NEFF Slide&Hide® Ovens



The Design Solutions

As part of an early design consultation, a few features were agreed:

A sculpted island made out of stone, on two levels with fixed lowered height prep space and induction hob so Izzy can cook, and also entertain her guests at the same time.

Drawers next to the hob contain all the necessary cooking utensils along with a pull-out table, located directly across from the ovens, doubling up as a place to safely transfer dishes to and from the island.


A pantry/tall larder with pull-out drawers provides easy and quick access to dried food and tins.



Slimline dishwasher featuring push to open door frontal.

Additional Design Features

- Drinks cabinet for entertaining
- Slide&Hide® ovens including heat proof resting shelf
- Essential storage such as pull down i-move baskets for access to items higher up
- Hot tap to eliminate the back and forth of filling up a kettle
- Utility room with sink for Izzy to wash and groom her dogs and a handy pull-out dog treat drawer

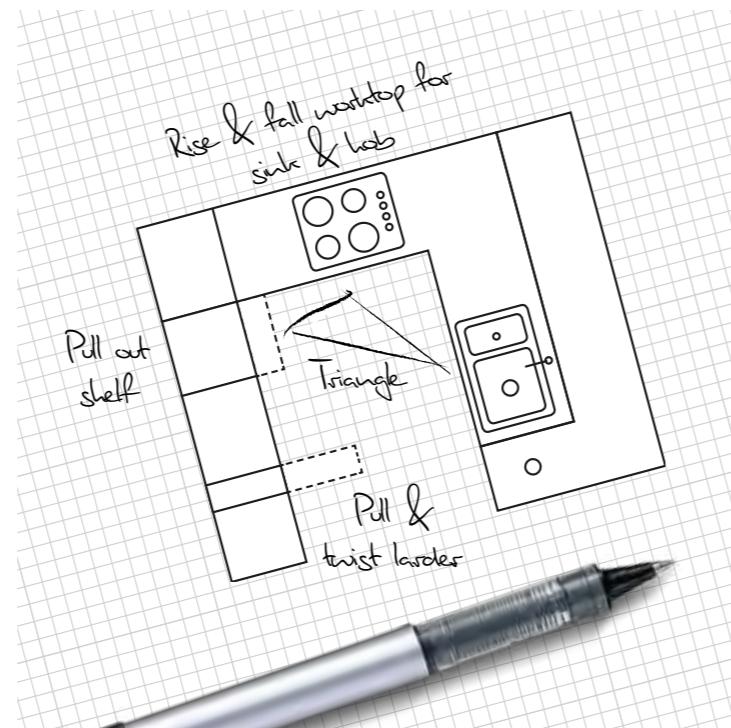


CREATE YOUR DREAM KITCHEN IN 5 EASY STEPS

1

Plan your design

The layout and positioning of key appliances are important considerations for an accessible kitchen. Which elements are fixed such as doors and windows. Carefully consider the sink, hob, oven arrangement to ensure they are not too far away from each other. What would you like to achieve such as increased work surface space, accessible storage, area to socialise.



2

Make a wish list

A wish list is a good place to start your dream kitchen journey it provides useful details about your lifestyle, cooking habits, and accessibility requirements.

5

Talk to our experts

All designers have a wealth of knowledge in accessible design to plan your dream kitchen. They know how to select a range of products to bring your vision to life using specialist CAD design software. To find your nearest retailer and to discuss a consultation; scan the QR code:



4

Select your Freedom features

Adjustable height rise and fall worktops and wall cabinets offer the greatest flexibility as its possible to position them at the right working height for you and adjust to suit other users at the touch of a button. There are many possibilities that can be tailored to you with Freedom.

See pages 42 - 45 for options available.

3

Choose a kitchen style

Decide upon the style of cabinetry, worktops and handles. We offer a wide range of styles, colours and finishes, so there's something for all tastes and to suit all styles of home.

See pages 34 - 41 for options available.





DOOR FINISHES

Select from a range of door styles, texture finishes and colours.

Doors Styles

Harvard

Matt Pebble LRV 38.00	Matt Hunter Green LRV 15.00	Matt Charcoal LRV 11.00
		





Princeton

Matt Chalk White LRV 82.00	Matt Pearl Grey LRV 50.00	Matt Providence Blue LRV 24.00	Matt Indigo LRV 7.00
			

Alta




Gloss Pure White LRV 80.00	Gloss Pearl Grey LRV 50.00	Gloss Dusk Grey LRV 21.00	Matt Anthracite LRV 12.00
			

Hacienda

Textured Light Driftwood LRV 65.00	Matt Platinum LRV 50.00	Textured Grey Driftwood LRV 31.00	Matt Nordic Blue LRV 32.00
			

Doors Styles

Plaza

Textured Porcelain LRV 74.00	Textured Cashmere LRV 54.00	Textured Cobble Grey LRV 26.00
		



Turin

Textured Dark Stone LRV 11.00	Textured Dark Walnut LRV 9.20	Super Matt Hunter Green LRV 15.00	Super Matt Charcoal LRV 11.00
			

Urban

Super Matt White LRV 83.00	Super Matt Pebble LRV 50.00	Textured Concrete LRV 50.00	Super Matt Cobble Grey LRV 26.00	Textured Grey Walnut LRV 31.00	Super Matt Indigo LRV 7.00
					

Virginia

Textured Riviera LRV 29.20	Textured Oak LRV 36.20
	



Selected door and drawer fronts are made using 100% recycled chipboard.

LIGHT REFLECTIVE VALUES (LRV)

Symphony has worked in partnership with the Royal National Institute of Blind People (RNIB) to calculate the light reflective values (LRVs) of the Freedom range.

Effective colour contrast is one way in which the ability to detect different surfaces can be achieved, making it easier and safer to move about and use the environment.

If the difference in LRV is greater than 30 then it is likely that the difference between the surfaces should be visible in all light conditions.



Door Finishes

Gloss Options	LRV	Matt Options	LRV
Alta Gloss White	80.00	Princeton Chalk White	82.00
Alta Gloss Dusk Grey	21.00	Princeton Indigo	7.00
Alta Gloss Pearl Grey	50.00	Princeton Pearl Grey	50.00
		Princeton Providence Blue	24.00
		Turin Charcoal	11.00
		Turin Dark Stone	11.00
		Turin Dark Walnut	9.20
		Turin Hunter Green	15.00
		Urban Cobble Grey	26.00
		Urban Concrete	50.00
		Urban Grey Walnut	31.00
		Urban Indigo	7.00
		Urban Pebble	50.00
		Urban White	83.00
		Virginia Riviera	29.20
		Virginia Oak	36.20

Work Surfaces

22mm PVC Edged	LRV	40mm Standard	LRV	40mm Premium	LRV
Antique Bronze	11.60	Alaska	71.00	Aged Copper	11.80
Antique Steel	11.00	Alpine White	8.30	Arctic Marble	74.00
Brazillia	18.20	Brazilian Walnut	12.10	Chalet Oak	23.00
Concrete	79.00	Carbon Steel	9.80	Cinnamon	24.00
Marble Bianco	63.00	Conway Elm	53.20	Cloudy Cement	41.20
Pearl Granite	63.30	Copper Slate	12.40	Colmar Oak	22.00
Svenburg	29.60	Dark Ash	15.00	Grey Terrazzo	34.00
Tinovant Oak	31.00	Everest Black	8.20	Liberty Rock	10.80
		Marble Sirocco	53.20	Silver Oak	30.20
		Oak Block	22.60	Venice Marble	21.00
		Pastel Oak	50.00	Volcanic Ash	18.00
		Tectonica	34.00	Woodstone	65.00



DESIGN TIP

Specify waterfall edged worktops to allow you to feel where the edge of the worktop is and reduces the risk of utensils falling off.

COLOUR CONTRAST

Through good design, colour selection and lighting a kitchen can be safe and accessible for people with visual impairments. Freedom kitchen fronts and worktop colours are tested for their light reflective values (LRVs) and contrasting colours can be selected to ensure definition between the work surface and kitchen cabinets. A range of lighting is available for both under wall cabinets and inside cabinets as well as low level pan drawer and plinth lighting.



DESIGN TIPS

Consider appliances with contrasting colour controls or with voice activation for ease of operation.

Choose handles that are a contrasting colour to the cabinets.

Select worktop and door combinations that have an LRV difference of over 30.


SURFACE FINISHES

Durable and with easy-clean technology, our range of work surfaces offer individuality in your kitchen.



Laminate Work Surface Profile Options

Select from a variety of work surface material finishes. Available in a choice of thicknesses and edge finish to suit your kitchen style:



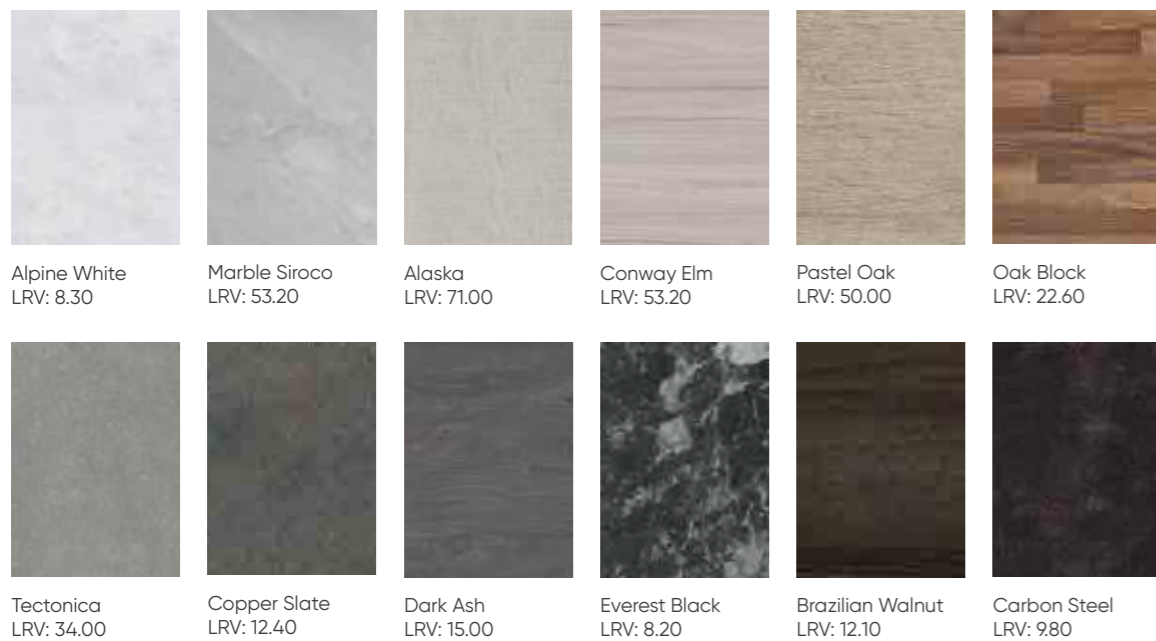
22mm PVC Edged Work Surfaces

Thin worktops are very popular in modern kitchen design so our 22mm worktops are an on-trend choice. Not available with a waterfall edge.



40mm Postformed and PVC-edged Work Surfaces

These 40mm worktops are supplied in a Postformed rounded bullnose or PVC square edged finish. The postformed bullnose profile is to be used for fixed height worktops only. Not available with a waterfall edge.




28mm Solid Surface Waterfall Edged Work Surfaces

A selection of stunning and highly versatile work surfaces made from a 3mm acrylic material with 25mm core, which is water repellent. This work surface design is available with or without a unique waterfall edge finish.



40mm Premium Postformed Work Surfaces

Our range of premium worktops have a modern front edge radius of 3mm for a more contemporary look and feel. Not available with a waterfall edge.



Glass splashbacks & Upstands

Glass is such a wonderfully versatile material, a great alternative to tiles, it can also make a centerpiece for the entire kitchen.

Neutrals



Metallics



Accents



























Please note: Colour reproduction is as accurate as printing techniques will allow.





HANDLES

Our handles have been hand picked to create a selection that complement our frontals and are ergonomic to use.











































Classic handles

 Traditional Chrome D Handle HPK Code 752	 Tordino Stainless Steel Knob HPK Code 844	 Natural Iron Fluted Knob & Backplate HPK Code 464	 Chrome Cup Handle HPK Code 815	 Chrome Knob HPK Code 816	
 Pewter Lamont D Handle HPK Code 600	 Pewter Lamont Cup Handle HPK Code 638	 Soho Strap Handle HPK Code 798	 Satin Nickel Cup Handle HPK Code 847	 Satin Nickel Knob HPK Code 848	
 Iron D Handle HPK Code 330	 Trafalgar Bronze D Handle HPK Code 879	 Smoked Oak Yo-Yo Knob HPK Code 718	 Trafalgar Bronze Knob HPK Code 881	 Trafalgar Bronze Cup Handle HPK Code 880	
 Brushed Brass Cup Handle HPK Code 857	 Brushed Brass Knob HPK Code 856	 Allaro Brushed Brass Knob HPK Code 883			
 Traditional Antique Copper D Handle HPK Code 785	 Cone Copper D Handle HPK Code 742	 Traditional Antique Copper Knob HPK Code 784	 Aged Copper Sulky D Handle HPK Code 751		
 Matt Black Cup Handle HPK Code 813	 Matt Black Knob HPK Code 814	Selected handles work well together when used in the same kitchen design.			

Inline handles

				
Inline Aluminium Trim	Inline Brass Trim	Inline Black Trim	Inline Gunmetal Trim	Inset Handle

Modern handles

 Stainless Steel D Handle with Window Insert HPK Code 460	 Chrome Swept D Handle HPK Code 438	 Polished Chrome D Handle HPK Code 448	 Satin Nickel Grooved Bow Handle HPK Code 465	 Vintage Nickel Pewter Handle HPK Code 629	 Stainless Steel Barrel D Handle HPK Code 630
 Square Chrome Bar Handle HPK Code 634	 Matt Nickel Square D Handle HPK Code 644	 Modern Bright Chrome Bridge Handle HPK Code 650	 Chrome Satin & Nickel Handle HPK Code 674	 Rialto Stainless Steel Handle HPK Code 712	 Satin Nickel Bridge Handle HPK Code 720
 Patterned Gunmetal Bar Handle HPK Code 734 (Medium) HPK Code 735 (Large)	 Matt Brass Arched Bridge Handle HPK Code 859	 Brass D Handle HPK Code 811	 Matt Brass Square Handle HPK Code 860	 Matt Brass Slim Square Handle HPK Code 858	 Allaro Brushed Brass Pull Handle HPK Code 882
 Matt Brass Pull Handle HPK Code 852 (small) HPK Code 851 (large)	 Barrington Brass Pull handle with backplate HPK Code 876	 Barrington Brass Cup Handle HPK Code 872	 Barrington Brass Knob Handle with backplate HPK Code 874	 Antique Copper Bow Handle HPK Code 794	 Brushed Copper Bridge Handle HPK Code 792
 Copper Osaka Pull Handle HPK Code 731 (small) HPK Code 732 (medium) HPK Code 733 (large)	 Parol Rose Gold D Handle HPK Code 869	 Santio Rose Gold D Handle HPK Code 871	 Antique Copper D Handle HPK Code 754	 Vintage Matt Black & Copper Bar Handle HPK Code 727	 Graphite Osaka Pull Handle HPK Code 728 (small) HPK Code 729 (medium) HPK Code 730 (large)
 Brushed Bronze Arched Bridge Handle HPK Code 796	 Gloss Black Square D Handle HPK Code 797	 Matt Black Knurled Bar Handle HPK Code 809	 Parol Matt Black D Handle HPK Code 868	 Brushed Rectangle Handle HPK Code 795	 Matt Black Sculptured Handle HPK Code 810
 Santio Matt Black D Handle HPK Code 870	 Matt Black Pull Handle HPK Code 850 (small) HPK Code 849 (large)	 Barrington Matt Black Pull handle with backplate HPK Code 877	 Barrington Matt Black Cup Handle HPK Code 873	 Barrington Matt Black Knob Handle with backplate HPK Code 875	 Push to Open Mechanism LNPUSHCATCH
Selected handles work well together when used in the same kitchen design.					

FREEDOM FEATURES

The specialist features in freedom help create a truly accessible kitchen design, suitable for all types of users including mobility requirements and multi-generational living.



Safety

Ensure a safe design with a selection of safety features.

Effective Colour Contrast

- Freedom door finishes and worktops include LRV references
- To aid people with a visual impairment.
- Choice of contrasting colours on wall cabinets, base cabinets, worktops.

Handle with Label Insert

- Larger handle for easy grip
- Label insert reminds user of cabinet contents

Isolator Switches

- Position at a suitable height within tall cabinets for convenience
- Accessible should appliances need switching off



Ovens

- NEFF Slide&Hide® Oven is recommended
- Door can be hidden beneath oven for safety
- Extendable shelf runners available



Oven Housings

- Positions the oven at a comfortable height
- Includes heatproof pull-out resting shelf
- Choice of drawers depths beneath oven



Induction Hobs

- Much safer than electric or gas hobs
- Detects when pan is removed and switches itself off
- Easy to clean



Ambient Lighting

- Add lighting along plinths, inside drawers, under cabinets and in leg spaces.
- Increases visibility
- Boosts mood and well being



Pull Out Table

- Provides additional work surface (810mm)
- Securely pulls out into position (load capacity 30kg)



Pull and Twist Larder

- Allows access to both sides (180°swivel function)
- Adjustable basket heights
- Max capacity 80kg



Reduced Depth Sink

- Shallow sink bowl to maximise leg space below
- Large capacity bowl, compact drainer
- Insulated bowl for safety



Front Access Tap

- Fitted to front fascia
- Simple operation using one lever
- Easy grip



Waterfall Edge Worktops

- Multiple colours and lengths
- 28mm solid surface acrylic worktop
- Unique raised lip reduces the risk of spills



Microwave Dresser with Bi-fold Doors

- Convenient microwave access
- NEFF microwaves offer LH or RH opening
- Bi-fold doors reduce risk of collision with an open door



Drinks Cabinet with Open Shelves

- Attractive feature display
- Make contents visible

Watch our videos to find out more:
www.freedom-symphony.co.uk



Storage

Maximise space and access by including a selection of storage features.



Drawer Storage Accessories

- Cutlery organiser shown, available in a variety of combinations.
- Pan drawer organisers also available



Pull Out Corner Storage

- Le mans style shown
- Other corner wirework options also available



Larder Storage

- Pull out / swivel / cranked / reduced depth



iMove Pull Down Basket

- Wall cabinet storage solution
- Allow access to items higher up
- Extended reach 300mm handle is optional



Extendable iMove Handle

- For use with iMove pull down baskets longer 300mm handle for easier reach.



Base Cabinet Storage

- Two tier pull-out shown
- Available in 150 or 300mm
- Towel rail pull-out also available



Pull Out Recycle Bin

- Various widths: 300, 400, 500 & 600mm
- Pull out bins with removable compartments



Base Cabinet Drawer Storage

- Cabinet contents pull out for easy access
- All drawers are soft close



Push to Open Dishwasher

- Selected dishwasher models are available with an easy open function
- Simply push the door to open

Smart Flexibility

Future proof your kitchen design with a selection of smart features.



Electric Rise & Fall Wall Cabinets

- Height adjustable
- Operate at the touch of a switch to move up and down.



Electric Rise & Fall Worktops

- Height adjustable
- Operate at the touch of a switch to move up and down.
- Available in a variety of sizes including right angle, plus a fixed height option.



Smart Appliances

- Operate using an App / voice activation
- Available on a selection of hobs, hoods, ovens.



Wi-Fi Operated Extractor Hoods

- Operate via induction hob, an App or via a remote control.
- Extractor will automatically operate when the hob is on




Smart Lighting

- Operate using an App / voice activation
- Available on a selection of lighting products



Motorised Bluetooth Pop-Up Socket


- Built in bluetooth / audio speaker
- 3 Sockets, 2 USB ports
- Instant phone charging



Discreet Sockets

- Provides easy to reach sockets
- Available in Stainless Steel or Ceramic Concrete

Watch our videos to find out more:
www.freedom-symphony.co.uk



Premium cabinet design

We know you'll want to cherish your kitchen for many years, so all our cabinets are built to last and include innovative design features such as soft-close doors and drawers.

Available in four cabinet colours and with either cabinet matched or feature cabinet edging.

Base Unit Specification 18mm Cabinet Features

- 1 18mm colour co-ordinated cabinet with matching interior/ exterior finish available with matching or complementary edging (Refer to point 3)
- 2 Removable 15mm solid back with void of 58mm for pipes, etc.
- 3 PVC or ABS edging to all front cabinet and shelf edges. Available to match or complement with your choice of cabinet (options shown above)
- 4 Aтира metal drawer box with full extension and soft-closing action, available in a choice of Anthracite or Silver (see Fig. D)
- 5 18mm shelves with metal shelf supports (see Fig. D)



- 6 Adjustable legs min. 140mm - max. 170mm
- 7 Clip-on continuous plinth
- 8 16mm chipboard drawer box base
- 9 3-way fully adjustable drawer front (see Fig. E)
- 10 Cam and dowel construction
- 11 3-way fully adjustable all-metal clip-on hinge with soft-close buffer (see Fig. B)
- 12 Oak drawer box available as upgrade on Classic ranges (see Fig. F)

Features



Fig. A

Fig. B

Fig. C

Fig. D

Fig. E

Fig. F

Cabinet Colour Options

Standard edging available to match cabinet colour.



Blonde Oak



Grey Linen



White



Riviera

Cabinet Edging Contrast Options

PVC or ABS contrast edging colours are available to complement your choice of cabinet and door frontal.



Cashmere



Graphite




Light Grey



Mid Grey

Wall Unit Specification 18mm Cabinet Features



Deeper cabinet (330mm)

- 1 18mm colour co-ordinated cabinet with matching interior/ exterior finish available with matching or complementary edging (Refer to point 3)
- 2 3 wall unit heights (561mm, 724mm and 900mm)
- 3 PVC or ABS edging to all front cabinet and shelf edges. Available to match or complement with your choice of cabinet (options shown above)
- 4 Concealed, fully adjustable wall hanging bracket (see Fig. A)
- 5 Metal shelf supports. (see Fig. C)
- 6 8mm one piece solid back panel. 16mm void
- 7 3-way fully adjustable soft close all metal clip-on hinge (see Fig. B)
- 8 Cam and dowel construction
- 9 18mm shelving. Glazed cabinets include glass shelving as standard
- 10 330mm deep cabinet Loading:
Single 150 to 600mm - 20kg
Double 800 to 1000mm

Replacement Cabinet Ends

A selection of our ranges are available with frontal matched replacement cabinet ends. This allows you to create a fully co-ordinated kitchen. Please speak with your designer for further information.



Cabinet Replacement End shown: White Cabinet with Alta Gloss Dusk Grey replacement ends.