

Wool rugs never go out of style and Etheide is proof of that. Available for over 25 years, it is a smooth wool rug, with a soft touch and perfect for everyday use at home. It is available in a wide variety of colors so you won't have an excuse to match it to any decorative space. ur home but also for spaces with high commercial traffic and hotels.

TECHNICAL SPECIFICATIONS:

PILE COMPOSITION

100% Pure New Wool

PILE WEIGHT/m²

± 1000 gr

TOTAL WEIGHT/m²

± 2460 gr

EFFECTIVE PILE HEIGHHT

± 7,0 mm

TOTAL HEIGHT

± 9,2 mm

WIDTH


± 200 & 400 cm

FIRE BEHAVIOUR


Cfl-s1

EN 1307 CLASSIFICATION


Class 23 + 32 - Domestic Heavy
- Commercial Medium




ebony




garnet



silver



cream



desert



graphite



greige



ivory

Colors and contrast may vary due to the composition and structure of the fibers.