



Intermac Drill Up B H

Drilling | Boring





06 Overview

08 Applications

10 Machining
Operations

12 Machine
Workflow

14 Operating
Units

16 Worktable

18 Tool Change
System

20 Ergonomics
& Safety

22 Interface
& Software

24 Configurations

24 Technical
Specifications

26 Overall
dimensions

28 Biesse
Customer Care

30 About us

Intermac

Machines

Forvet

Extended Machines

Identify in a few words the most suitable machine for your needs from our product portfolio.

Machining type

Cut

Cutting

Edge

Edging

Drill

Drilling

Multi

Multi-machining

Segment

Pro

Distinctiveness and performance

Up

Agility and expertise


Go

Simplicity and compactness

Find your perfect fit

Sprinting toward perfection:
Batch one NC processing centre for drilling,
milling and countersinking glass sheets
with unprecedented performance and flexibility.

Glass working NC drilling centres capable of performing drilling, countersinking and milling operations on flat glass sheets, including "out of square" pieces.





Intermac

Drill Up B H



Automatic multi spindle heads

Comprising the two opposing multiple spindle heads, each carrying eight spindles, the machine can perform all machining operations automatically, with no need for manual intervention or reworking.

True batch-one production

With automated optimization of glass handling, productivity remains consistent regardless of variations in glass size, thickness, or machining operation positions. The machine is capable of processing any glass shape with at least one straight edge, accommodating both small and large sizes. As a true batch-one system, it offers zero setup time, automatically adjusting to different glass pieces, even when each one is unique thus maintaining a constant production flow.

Any kind of hardware

Intermac Drill Up B H performs a range of machining operations, including drilling, milling and countersinking, with unique speed and flexibility. Its multi-spindle technology ensures rapid tool changes and the combined cutting cycles enable a quick processing, even on irregular geometric shapes. With a wide array of tools readily available onboard, the machine performs all operations required to process glass without manual intervention or rework.

No vibration

The horizontal machines feature a structure designed to minimize vibrations, resulting in higher-quality output. Intermac Drill Up B H is no exception, with its precisely engineered build ensuring durability through extended work shifts and absolute rigidity for top-tier processing quality.

Materials

- Mg Monolithic glass
- Lg Laminated glass

Glass handling system

A patented, advanced dynamic vacuum belts system (on FP version) securely holds and moves glass with precise, repeatable positioning during transport and processing.

Compact and flexible

This machine requires minimal floor space, making it suitable for installation in compact areas. It can also be linked to a washing machine, making it a complete workflow solution.

User friendly Human Machine Interface

The advanced Human Machine Interface software, specifically developed for flat glass processing, offers operators a simple and intuitive experience in daily use. Programming is mainly done in three different operating modes.

Glass

We design and manufacture machines for glass processing in the furniture, construction, and automotive industries, with a comprehensive portfolio enhanced by the integration of Forvet, Bavelloni, and Intermac technologies.

The expertise of these historic brands continues to evolve within the two new macro-categories, Intermac and Forvet, created to provide a clearer and more accessible offering.



Doors



Interior architectural design




Balustrades

Ideal for any kind of balustrades. milling notches slots, edging the profile, do everything all at once.




Structural glass

We can process glasses up to 3300mm high and 6000mm long, meaning full jumbo glass size and up to 30mm thickness.



Drilling and countersinking

Drilling is performed by two opposed, multi-spindle drilling heads. The hole is drilled for $\frac{1}{3}$ of the depth with the lower spindle, and for $\frac{2}{3}$ of the depth by the upper spindle, granting a cleaner job and a faster execution time. Countersinking operations, if requested by the program, are executed in fully automatic cycle without manual operation and performed with both machine's heads.



Milling

The machine can process various shapes of glass in thicknesses from 3 to 25mm at speeds up to 12.000 rpm thanks to the Super Spindle, while maintaining vibration-free operation to ensure a flawless finish quality. After rough milling, finishing operation is performed with a trapezoidal tool which removes any sharp cutting edges.



True batch-one production

With automated optimization of glass handling, productivity remains consistent regardless of variations in glass size, thickness, or machining operation positions.

The machine is capable of processing any glass shape with at least one straight edge, accommodating both small and large sizes.

As a true batch-one system, it offers zero setup time, automatically adjusting to different glass pieces, even when each one is unique thus maintaining a constant production flow.



Version F

Batch-one NC processing center with automatic glass handling, designed for drilling, milling, and countersinking glass sheets, including irregular or out-of-square pieces.

Version FP

Flexible batch-one NC processing center designed for standard and low-E glass, featuring automatic handling and capable of performing drilling, milling, and countersinking on both straight and out-of-square pieces.

Automatic multi spindle heads

Comprising the two opposing multiple spindle heads, each carrying eight spindles, the machine can perform all machining operations automatically, with no need for manual intervention or reworking.

The machine can be equipped with Super Spindles as optional, specifically designed for high-speed milling up to 12.000 RPM, enabling faster cycle times, extended spindle lifespan, and enhanced finishing quality.

The water system provides clean cooling water for both spindles and tools, while the machine's rapid tool change ensures fast, consistent, high-quality processing.



No vibration

The horizontal machines feature a structure designed to minimize vibrations, resulting in higher quality output.

Intermac Drill Up B H is no exception, with its precisely engineered build ensuring durability through extended work shifts and absolute rigidity for top-tier processing quality.



Glass handling system

A patented, advanced dynamic vacuum belts system (on FP version) securely holds and moves glass with precise, repeatable positioning during transport and processing.

Held from one side, the system allows seamless processing of low-E and coated glass.

The belts are divided into sectors for improved vacuum efficiency and are automatically activated based on glass shape and machining position to maximize holding power and ensure superior finishing.


For extremely small or complex glass geometries where vacuum force alone is insufficient, additional hold-down devices are automatically activated to provide the necessary support.

Any kind of hardware

Intermac Drill Up B H performs a range of machining operations, including drilling, milling and countersinking, with unique speed and flexibility.

Its multi-spindle technology ensures rapid tool changes and the combined cutting cycles enable a quick processing, even on irregular geometric shapes.

With a wide array of tools readily available onboard, the machine performs all operations required to process glass without manual intervention or rework.



Compact and flexible



This machine requires minimal floor space, making it suitable for installation in compact areas.

It can also be linked to a washing machine, making it a complete workflow solution.

Safety features, including an enclosure with a microswitch-controlled metal fence, laser scanners and intelligent glass processing control, ensure safe operator interaction by preventing collisions during machining operations, while providing an ergonomic environment for setup and maintenance.



User friendly Human Machine Interface

The advanced Human Machine Interface software, specifically developed for flat glass processing, offers operators a simple and intuitive experience in daily use.

Programming is mainly done in three different operating modes

Manual

the data are loaded directly into the Human Machine Interface by the operator

Sequential

The data are received from the previous machine in line.

Online

The data is sent from the supervisor software

The included CAD-CAM software simplifies programming operations and offers an extensive catalogue of common geometries that can be easily applied to the glass programmes.

A statistics and configuration function makes it possible to monitor machine performance.

Configurations



This document includes information about optional features. Scan the QR Code to access the configuration scheme and verify standard and optional equipment.



Size 1250

Technical Specifications Version F

Monolithic Machine

Max workable glass XY	[mm] [in]	¹ Conveyor x 1250 ¹ Conveyor x 49.21
Min workable glass XY	[mm] [in]	² 450 x 150 17.72 x 5.91 220 x 70 Only drilling 8.66 x 2.76 Only drilling*
Workable glass thickness	[mm] [in]	3 - 19 (25) 0.12-0.75 (0.98)
N° of heads / spindles	[n.]	2-8
Max drilling diameter	[mm] [in]	65 (70) 2.56 (2.76)
Low-E processing		No
Infeed Conveyor	[mm] [in]	1200 47.24
Outfeed Conveyor	[mm] [in]	1200 47.24
Infeed / Outfeed Conveyor		Manual (Automatic)
Loading mode		Manual (Automatic)
Max glass weight	[kg] [lb]	160 (on the processing unit) 352.7 (on the processing unit)

¹ Limited by conveyor's length

² 350 mm drilling only

Values within brackets () are optional features



Size 1600

Technical Specifications Version FP

Monolithic Machine

Max workable glass XY	[mm] [in]	¹ Conveyor x 1600 ¹ Conveyor x 62.99
Min workable glass XY	[mm] [in]	² 450 x 155 17.72 x 6.10
Workable glass thickness	[mm] [in]	3 - 19 (25) 0.12-0.75 (0.98)
N° of heads / spindles	n.	2-8
Max drilling diameter	[mm] [in]	65 (70) 2.56 (2.76)
Low-E processing	[mm] [in]	No
Infeed conveyor	[mm] [in]	1200 47.24
Outfeed conveyor	[mm] [in]	1200 47.24
Infeed / Outfeed conveyor		Automatic
Loading mode		Manual (Automatic)
Max glass weight	[kg] [lb]	230 (on the processing unit) 507,06 (on the processing unit)

¹ Limited by conveyor's length

² 350 mm drilling only

Values within brackets () are optional features

The sound pressure levels detected from the operator station are shown in the table below. The values indicated may vary according not only to the nature, the size of the piece but also to the type of the tools.

Working mode: Roughing (notch profile) with sector cutter with feed speed of 6,5 mm/s.

Value detected with sound level meter: ca. 85 dB (A)

Lower values are detected for finishing operations with a feed speed of 7 mm/s

Operating conditions: Boring - milling.

Reference Standards: UNI EN ISO 11202 and subsequent modifications

Measurement uncertainty K = 4 dB (A)

A-weighted surface sound pressure level A (LpA) : 80 dB (A)

The noise levels given here are emission levels and do not necessarily represent safe working levels.


Sound level measurements taken in the work area must comply with the requisites of the regulations in force in the country of use.

Overall dimensions

Version F

Size		1250
L	[mm]	4528
	[in]	178.268
W	[mm]	3776
	[in]	148.661
H	[mm]	2313
	[in]	91.063


Refer to required safety clearances around the machine according to regulations and official layouts.
Optional components are not included.



Version FP

Size		1600
L	[mm]	4796
	[in]	188.819
W	[mm]	3901
	[in]	153.583
H	[mm]	2320
	[in]	91.339

Refer to required safety clearances around the machine according to regulations and official layouts.
Optional components are not included.



Biesse

Customer Care

Beyond machines. Value that works longer.

Biesse Customer Care delivers global expertise and local support, every day, everywhere, to protect your investment and enhance long-term machine performance.



Services

- Installation & Warranty
- Remote assistance
- On-site assistance
- IoT Services



Maintenance

- Machinery maintenance
- Components maintenance



Components

- Spare parts
- Upgrades & Modernization
- Tooling
- Software



Training

- In-person coaching
- Customized education
- Remote training

Founded in Italy in 1969
International natives

We are an international company that manufactures lines, machinery and components for making products, enhancing the potential of a wide range of materials.

Thanks to our rooted competence nurtured by an ever-growing worldwide network, we support your business evolution - empowering your imagination.

Master of materials

We simplify your
manufacturing process
to make the potential
of any material shine

Join the
Biesse world.

[biesse.com](https://www.biesse.com)



Biesse Material·HUB

Network

Join the Biesse
Material Hub
experience



biesse.com

Biesse Material Hubs are multi-material spaces designed to experience our company and our complete product portfolio in a unique and engaging way.

A place to explore technologies, share ideas and find the right solution for you.

The world map reflects our identity as 'International Natives', showcasing our global presence through Biesse Material Hubs and showrooms worldwide.

 Biesse Material Hub  Showroom




Reserve your visit
in one of our
multi-material
spaces around
the world




Canada | Toronto




Portugal | Porto



Italy | Pesaro



France | Lyon



Japan | Osaka



Australia | Sydney

[biesse.com](https://www.biesse.com)

The technical specifications and drawings are non-binding. Some photos may show machines equipped with optional features. Biesse Spa reserves the right to carry out modifications without prior notice.



biesse.com

