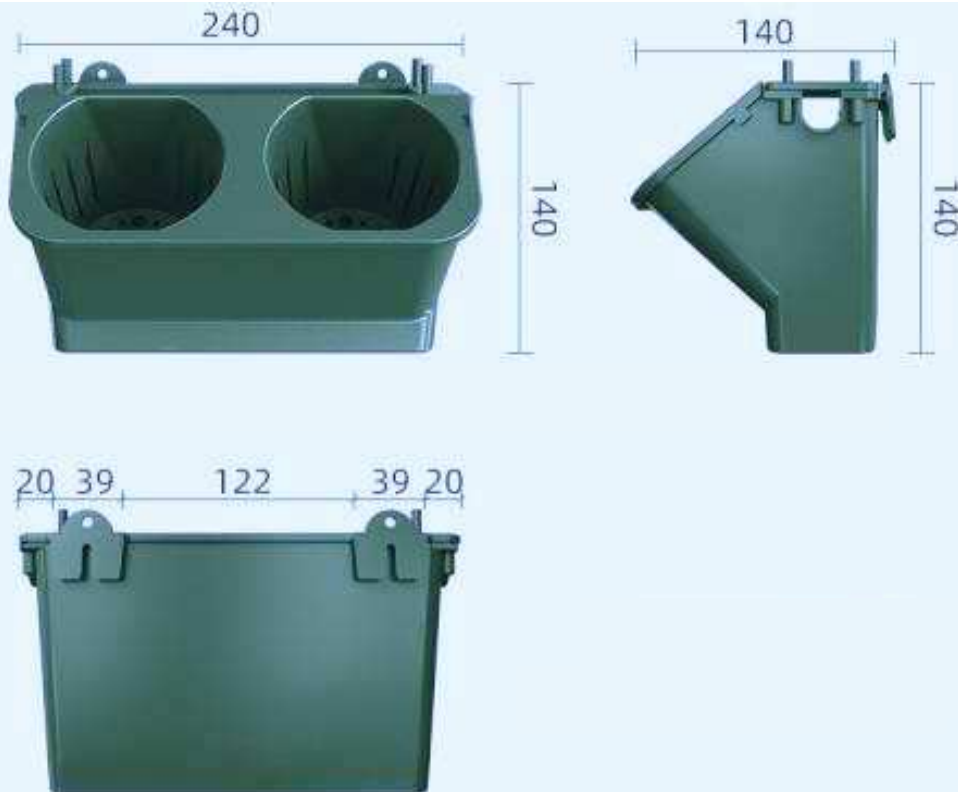


Pot Measurement

ASM-P6, 28pcs/m², 56 pots



One Set: Pot*1, Planting Cup*1, Connector*2, Rope*2



Model Number: ASM-P6 (2pot)

Size: L240*W140*H140MM

Weight: Around 245g

Color: Dark Green/Light Green/White

pcs/m²: 28pcs

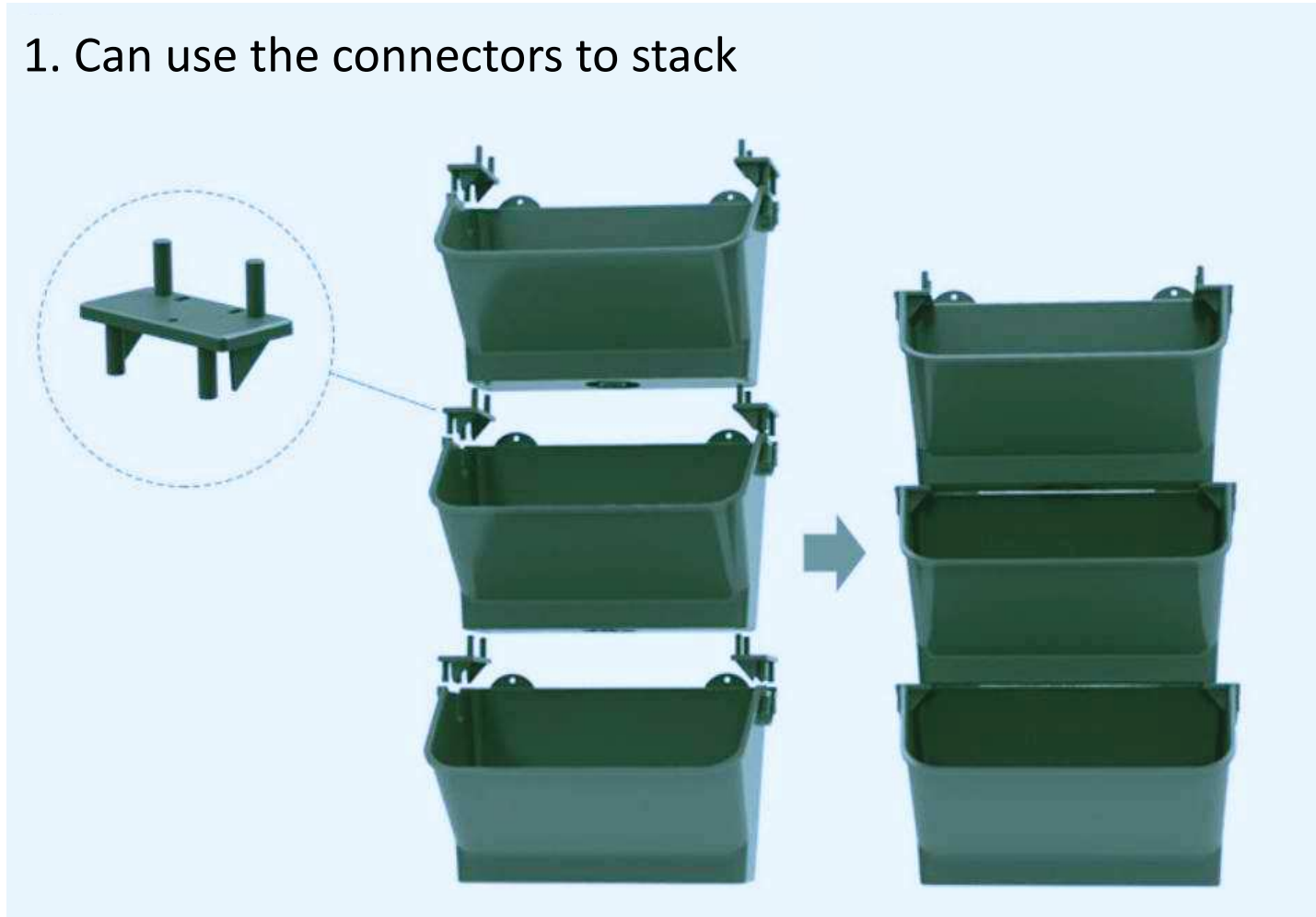
Material: PP

Weight/m²: Around 31KG/m² (including plants, excluding steel structure)

Feature: Sun and corrosion resistance. No waterproof needed for the wall. Water and soil separation design, Plant can be breathable and survival rate is high, convenient drainage

Installation Instructions


1. Can use the connectors to stack



Installation Instructions

2. Multiple Installation Options

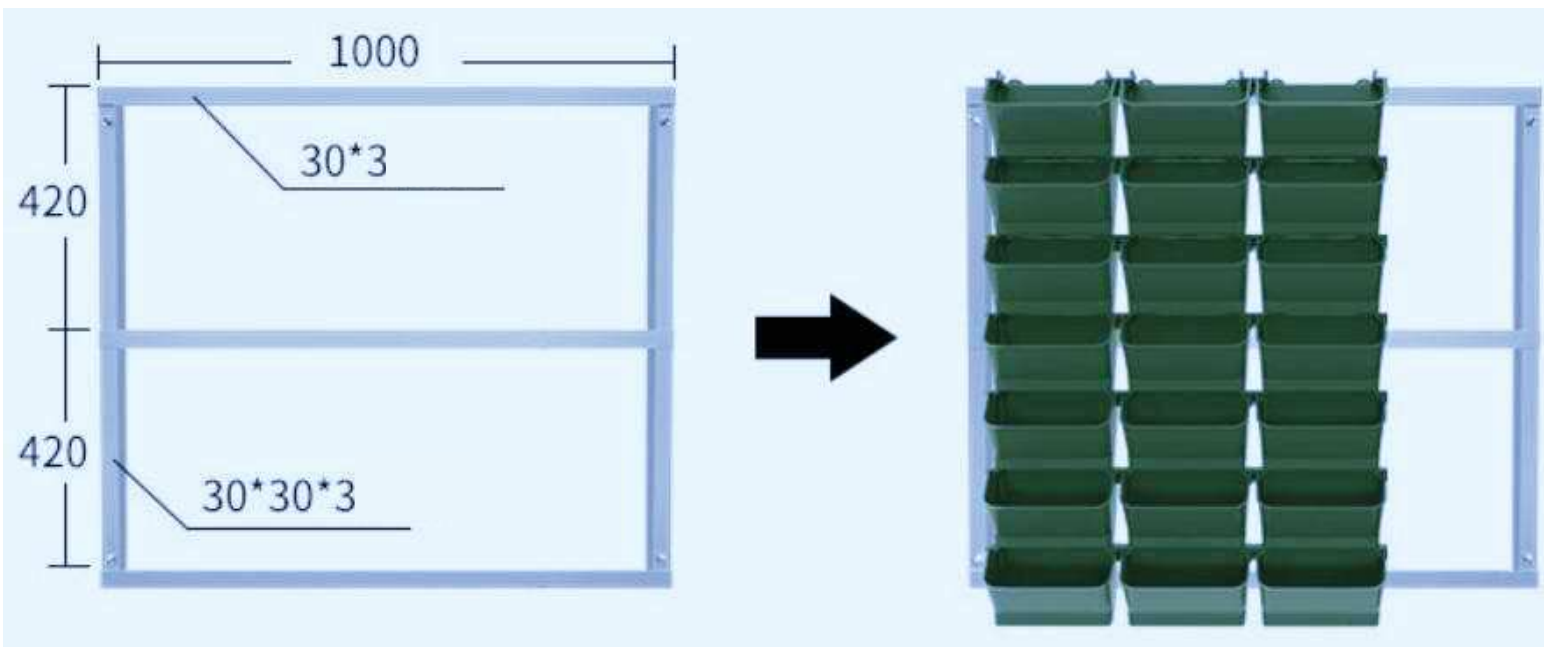
(1) Custom aluminum frame, and install the frame with expansion screws



Installation Instructions

2. Multiple Installation Options

(2) Over-sized wall or wall at high altitude, need steel structure



Installation Instructions

2. Multiple Installtion Options



(3) Other wall materials that are easy to nail (such as wood, iron, PVC board) can be directly fixed



Installation Instructions

2. Multiple Installation Options


(4) Can also be fixed with iron mesh auxiliary, but still recommended aluminum frame to save labor



Installation Instructions

3. Irrigation System (two options)

(1): When there is water supply and drainage



Drainage with PVC tubes

Accessories



16mm PE Tube



Drippers
8L/H



Auto
Watering
Timer



Plug



Corner
Connector



Filter

Installation Instructions

3. Irrigation System (two options)

(2): When there is NO water supply and drainage



Accessories



16mm PE Tube



Drippers
8L/H



Auto
Watering
Timer



Plug



Conrer
Connector



Filter

Installation Instructions

4. Transplantation



1. Insert the rope



2. Put in soil



3. Transplant



4. Put the planting cup in