



ASCENDERCAPITAL

FUND STRATEGY

The Fund seeks to invest in a balanced portfolio of high quality businesses across the Asian equity markets not accessible through passive and larger funds.

We focus exclusively on companies with a track record of profitability, capital efficiency and good corporate governance.

The Fund invests with a margin of safety by demanding attractive valuations and a strong financial position.

FUND OVERVIEW

Inception December 1, 2021

Portfolio Manager Edouard Mercier & Jean-Charles Tisserand

Management Fee 1.5%

Performance Fee 20% of net alpha vs. MSCI AC Asia Small Cap

Asset Classes Equities & Cash

Minimum Investment US\$1,000,000

Investing Monthly Liquidity

Redemption Monthly Liquidity
Early redemption fee for first 3 years

Legal Entity Open ended investment fund incorporated in Cayman Islands

Administrator Bolder Group

Custodian DBS

Auditors Grant Thornton

Legal Advisors Ogier Global

Suite 3001
50 Wong Chuk Hang Rd
Hong Kong
+852 3758 2608

info@ascendercapital.com

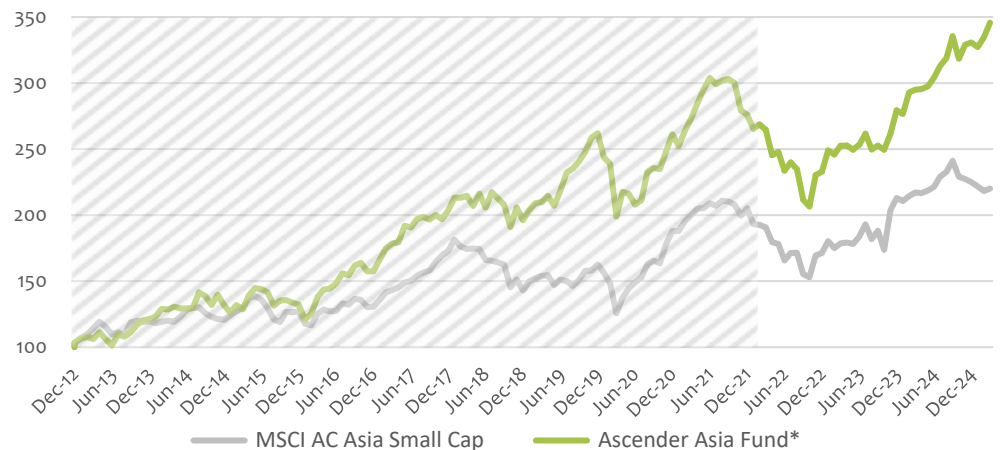
ASCENDER ASIA FUND

March 2025 FACTSHEET – NAV 124.07

PERFORMANCE AS OF 31 March 2025

Class	1 month	YTD	1 Year	Annualized		
				3 Year	5 Year	Since Launch
Lead Series - Class A (Gross)	4.0%	6.3%	22.5%	12.9%*	14.8%*	14.2%*
Lead Series - Class A (Net)	3.4%	4.5%	17.2%	9.3%	11.7%**	10.6%**
MSCI Asia Small Cap	0.8%	-2.2%	1.3%	3.0%	10.6%	6.1%

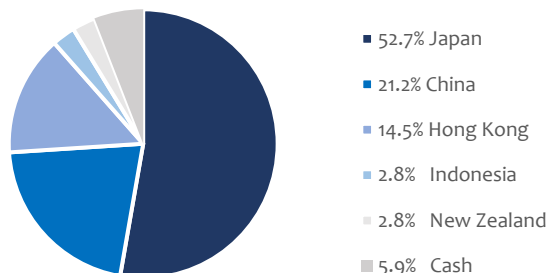
PERFORMANCE CHART (TOTAL NET RETURN)



* This has been calculated by removing cash and short positions from the Ascender Global Value Fund. Performance shown assumes investment of 95% and 5% in cash. Calculated before fund's costs and fees

**Note the shaded area and dotted line reflects AAF performance estimates, net of costs & fees. This has been calculated by removing cash and short positions from the Ascender Global Value Fund. Performance shown assumes investment of 95% and 5% in cash. Calculated after fund's costs and fees

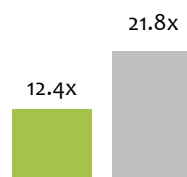
GEOGRAPHIC BREAKDOWN



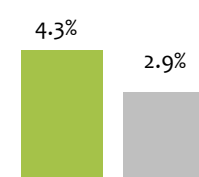
PORTFOLIO CHARACTERISTICS

P/E Ratio (TTM)	12.4x
EV/EBIT Ratio (TTM)	7.0x
Dividend Yield	4.3%
Return on Equity	17.5%
Net Cash to Mkt Cap	23.0%
7 Year EBIT Growth	12.4%
Median Mkt Cap	\$666m
# of Holdings	24
Gross Long	94.1%

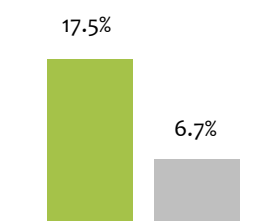
PRICE/EARNINGS



DIVIDEND YIELD



RETURN ON EQUITY





ASCENDER ASIA FUND

March 2025 – NAV 124.07

TOP 3 MONTHLY CONTRIBUTORS AND DETRACTORS FOR EQUITY POSITIONS

Contributors	Contribution (bps)	Detractors	Contribution (bps)
ITFOR	0.8%	NCD	-0.8%
CEC	0.7%	Temairazu	-0.2%
Argo Graphics	0.6%	Modern Dental	-0.1%

LONG CONTRIBUTION YTD 2025

Asset Class	YTD Contribution
Equity (Long)	4.9%
Equity (Unrealized FX)	2.0%

MONTHLY COMMENTARY

This month took us back to Tokyo for another round of meetings with portfolio companies. We're seeing two distinct attitudes toward our recommendations on capital allocation, corporate governance, and disclosure practices.

The first group engages with us thoughtfully, aiming to align their valuation with peer averages. They often come prepared with documents responding to our presentations. In some cases, they've even hired outside consultants to help formulate a more comprehensive plan, typically as part of a new Mid-Term Strategy.

The second group tends to be led by older CEOs who resist change. They waver, send mixed signals, and often seem to hope we'll eventually give up. In many of these companies, employees were encouraged to buy shares at a small discount, held in ESOP accounts. These typically represent around 5% of the shareholder base, and when including those who hold shares in their own names or recently retired, the total may approach 10%. This group of employees is usually aligned with us, sharing our interest in better valuation and modernized management.

We've been careful to invest only in companies that aren't controlled by a founder or parent company—or, if they are, where the parent has shown strong governance and may quietly support our efforts for change.

In short, we believe the shareholder proposals we're preparing to file with a few companies in this second group could spark meaningful internal debate in the lead-up to June's AGM season.

Our Chinese portfolio continues to rerate, prompting us to exit some additional investments—most recently **Crystal International**, which had reached our valuation target.



ASCENDER ASIA FUND

March 2025– NAV 124.07

As we write this commentary from Tokyo, significant new U.S. tariffs are being announced. Their effect on Asian economies remains uncertain but could be material. That said, our holdings are currently domestically focused, with high levels of recurring revenue. The exception is Modern Dental, though we believe the critical nature of its products offer strong protection. For all of them, their strong balance sheets should provide a cushion against these potential new risks.

MONTHLY PERFORMANCE (%)*

	Jan	Feb	Mar	Apr	May	Jun	Jul	Aug	Sep	Oct	Nov	Dec	FY	MSCI Asia SC
2025	-1.1	2.2	3.4										4.5	-2.2
2024	-1.0	5.9	0.7	0.2	0.7	2.2	3.0	1.8	5.3	-5.1	3.4	0.5	18.4	5.7
2023	6.9	-1.2	2.7	0.0	-1.2	1.5	3.3	-4.6	1.2	-1.2	4.7	6.9	20.0	17.7
2022	-3.8	1.2	-1.5	-7.2	1.0	-5.7	2.7	-2.2	-9.8	-2.4	11.5	1.1	-15.6	-16.6
2021	-3.5	4.6	3.5	4.2	3.7	3.0	-1.6	0.9	0.4	-1.0	-7.1	-1.2*	5.4*	9.2
2020	7.0	-2.0	-16.7	9.5	-0.7	-3.8	1.6	10.1	1.4	-0.5	5.8	5.2	-0.2	15.5
2019	3.9	2.6	0.3	2.3	-3.5	5.5	6.3	1.3	2.2	3.0	4.4	1.3	33.6	13.8
2018	4.8	0.0	0.6	-3.6	4.5	-4.9	5.7	-2.3	-2.1	-8.1	7.8	-4.7	-3.6	-17.4
2017	5.6	5.1	2.1	0.5	7.0	-0.6	3.4	0.8	-1.0	1.8	-1.6	3.3	29.3	32.3
2016	-8.6	3.6	10.1	4.2	0.7	2.7	5.1	-0.9	4.8	1.2	-4.0	0.0	19.1	2.7
2015	-4.3	4.5	-2.6	8.3	4.0	-0.6	-1.7	-7.2	3.1	0.1	-1.3	-1.2	0.1	5.4
2014	1.5	4.9	-0.5	1.8	-1.0	0.0	0.5	8.9	-2.0	-4.8	5.9	-5.6	8.8	0.9
2013	2.8	1.4	-1.5	4.9	-4.7	-4.5	8.3	-1.5	3.	5.1	2.9	0.8	17.3	15.7
2012												3.4	3.4	3.3

*Note the shaded area and dotted line reflects AAF performance estimates, net of costs & fees. This has been calculated by removing cash and short positions from Ascender Global Value Fund. Performance shown assumes investment of 95% and 5% in cash. Calculated after fund's costs and fees



DISCLAIMER

This document is not intended as an advice, an offer or solicitation with respect to the purchase or sale of securities, including shares or units of funds. The publication or distribution of this document may be subject to legal restrictions in certain countries. Anyone receiving access to this document should be aware of and follow any applicable laws and regulations.

All views expressed and/or reference to companies cannot be construed as a recommendation by Ascender. Opinions and forecasts may be changed without notice. To the extent permitted by applicable law, rules, codes and guidelines, Ascender and its related entities accept no liability whatsoever whether direct or indirect that may arise from the use of information contained in this document.

This document is for distribution solely to persons permitted to receive it and to persons in jurisdictions who may receive it without breaching applicable legal or regulatory requirements. This document and website have not been reviewed by the Securities and Futures Commission in Hong Kong (the "SFC"). Ascender is registered on the official Public Register of Licensed Persons and Registered Institutions (Type 9 License/ Asset Management) maintained by the SFC in accordance with the relevant laws.

Ascender Asia Fund ("the fund") prospectus has not been authorized by the SFC for public distribution in Hong Kong.

This document is prepared for information only and does not have any regard to the specific investment objectives, financial situation and the particular needs of any specific person who may receive this document. Any person considering an investment should seek independent advice on the suitability (in particular its financial knowledge and experience, its investment goals, and its financial situation) or otherwise of the particular investment. Investors should not only base on this document alone to make investment decisions. In no case should they base their decision solely on this presentation, which is not meant to be complete and which contains only a part of the information relating to the Fund. Prospective investors should note that investment involves risk.

The past performance information of the market, manager and investments and any forecasts on the economy, stock market, bond market or the economic trends of the markets which are targeted by the fund(s) are not indicative of future performance. The value of an investment in the Fund may go down or up. The Fund does not offer any performance or capital guarantee. The Prospectus should be read for further details including the risk factors. The Fund may invest in derivatives for hedging purpose only. Investment in derivatives is subject to additional risks, including credit risk of the issuer, liquidity risk, counterparty risk and valuation risk. In adverse situation, the Fund's use of derivatives may become ineffective in hedging and the Fund may suffer losses. Additional risk factors are described in the prospectus. Investors are advised to be aware of any new risks that may have emerged in the prevailing market circumstances before subscribing in the Fund.