

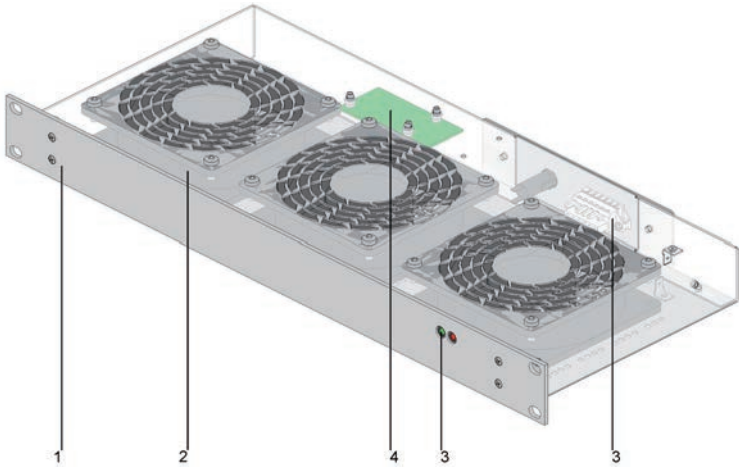
#01

POLYRACKTECH-GROUP

FT01/02

// Product Information





Configuration example

- The diagram shows the configuration of a series FT02-2 fan tray
- 1 Mechanical components
 - 2 Fan
 - 3 Wiring, with operating and connecting elements
 - 4 Monitoring electronics

Surface finishing

- Main structure stainless steel 4016
- Front panels = front anodized / rear alodined

Technical specifications of components

Fans						
Model	Dimensions	Fan performance	Noise	Use FT01-1	FT01-2	Note
AC	119 x 119 x 38 mm	100 m³	32dB(A)	●	●	115V version available on request

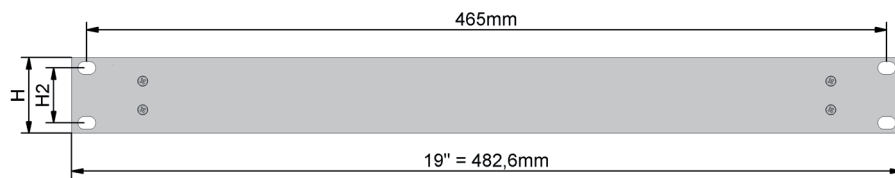
Model	Dimensions	Fan performance	Noise	Use FT02-1	FT02-2	Note
DC	119 x 119 x 32 mm	170 m³	45dB(A)	●		
DC	119 x 119 x 32 mm	85 - 170 m³	45dB(A)		●	Speed temperature-controlled, FAIL signaling

//02 SYSTEME FT01/02

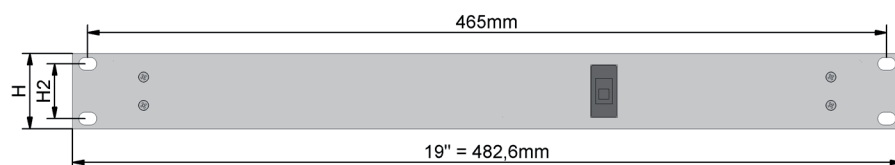
// Product Information

Dimension diagrams

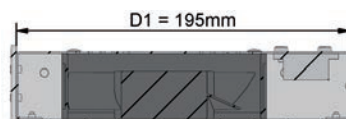
FT01-1 Front view



FT01-2 Front view



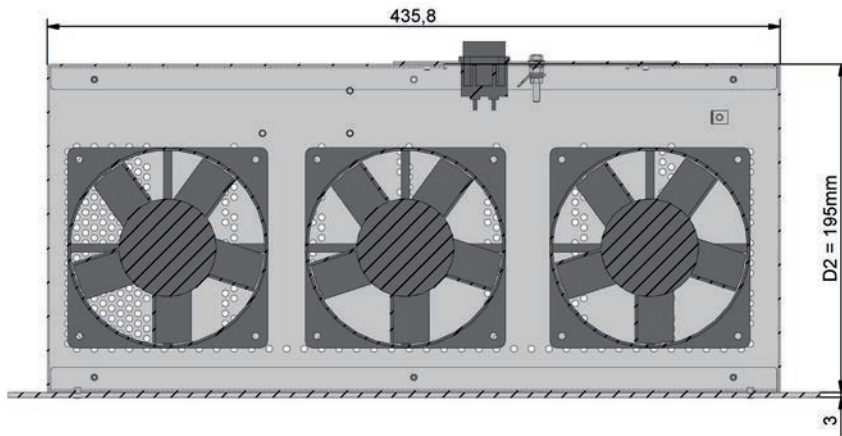
FT01-1 and FT01-2 Side view



Power inlet not included in FT01-1

//02 SYSTEME FT01/02


// Product Information



FT01-1 and FT01-2 Top view

D2 = mounting depth in 19" rack (without allowance for power components etc.)

Power inlet not included in FT01-1



FT01-1 and FT01-2 Rear view

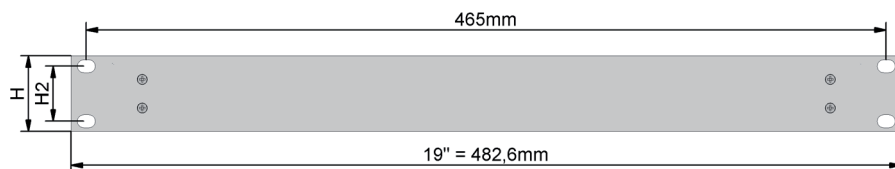
Power inlet not included in FT01-1

//02 SYSTEME FT01/02

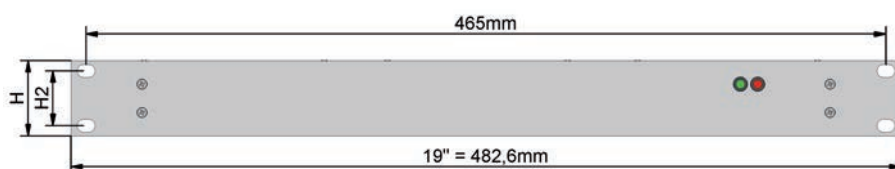
// Product Information

Dimension diagrams

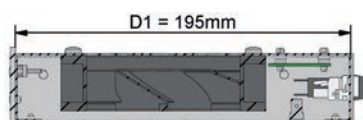
FT02-1 Front view



FT02-2 Front view



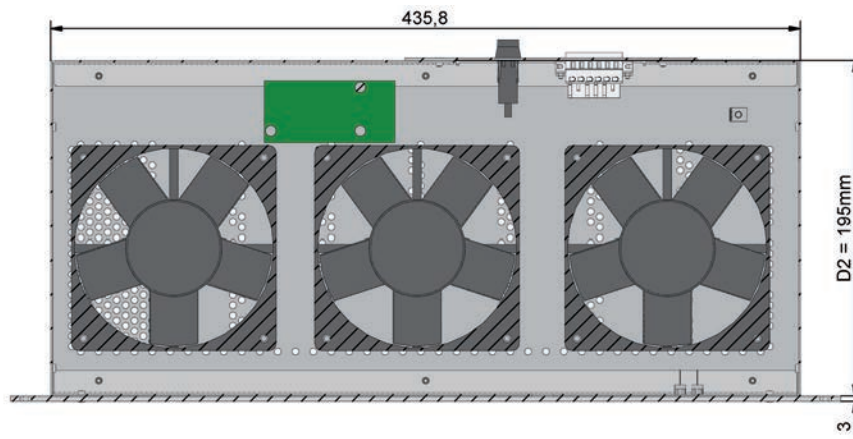
FT02-1 and FT02-2 Side view



Power inlet not included in FT02-1

//02 SYSTEME FT01/02


// Product Information



FT02-1 and FT02-2 Top view

D2 = mounting depth in 19" rack (without allowance for power components etc.)

Power inlet not included in FT02-1




FT02-1 and FT02-2 Rear view

// Basic Units

Basic Units

The basic units differ with regard to operating voltage (AC or DC) and configuration

Features of the basic units




FT01-1

Application-optimized version for use with AC voltage supply




FT01-2

As FT01-1, but with power switch and power inlet



FT02-1


Application-optimized version for use with DC voltage supply



FT02-2

As FT02-1, but with temperature and speed regulation

// Basic Units




FT01-1

Scope of delivery

Mechanical parts
Fans
Wiring and
connecting elements

Delivery form

1 pc	Fully assembled and functionality and safety
3 pcs	tested
1 pc	




FT01-2

Scope of delivery

Mechanical parts
Fans
Wiring and
connecting elements
ON/OFF switch
Power inlet

Delivery form

1 pc	Fully assembled and functionality and safety
3 pcs	tested
1 pc	Note
1 pc	– Power inlet, switched
1 pc	




FT02-1

Scope of delivery

Mechanical parts
Fans
Wiring and
connecting elements

Delivery form

1 pc	Fully assembled and functionality and safety
3 pcs	tested
1 pc	



FT02-2

Scope of delivery

Mechanical parts
Fans
Wiring and
connecting elements
Monitoring electronics

Delivery form

1 pc	Fully assembled and functionality and safety
3 pcs	tested
1 pc	
1 pc	