


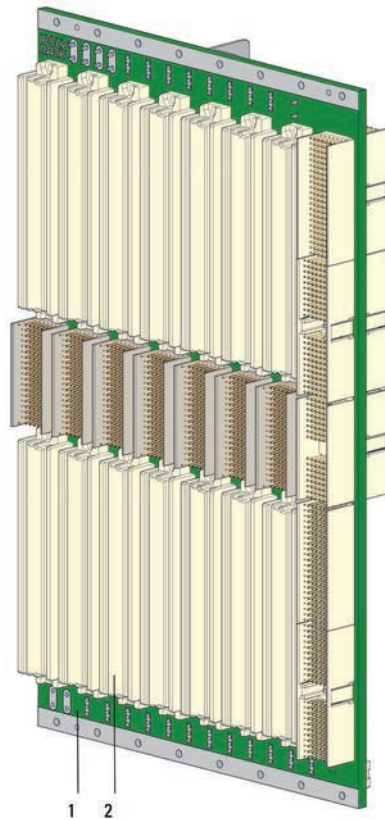
# #01

POLYRACKTECH-GROUP

# VITA31.1

// Product Information





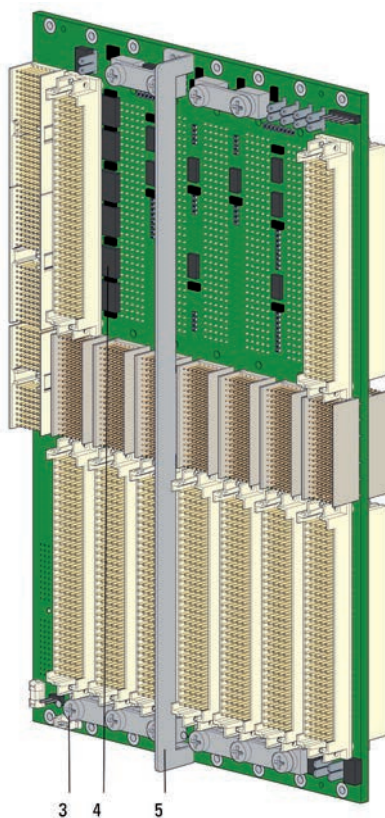
## Configuration example

The diagram shows the configuration of a J1/J2 VITA 31 with P0

- 1 Printed circuit board
- 2 Connector
- 3 Power elements
- 4 Components
- 5 Stabilization bar

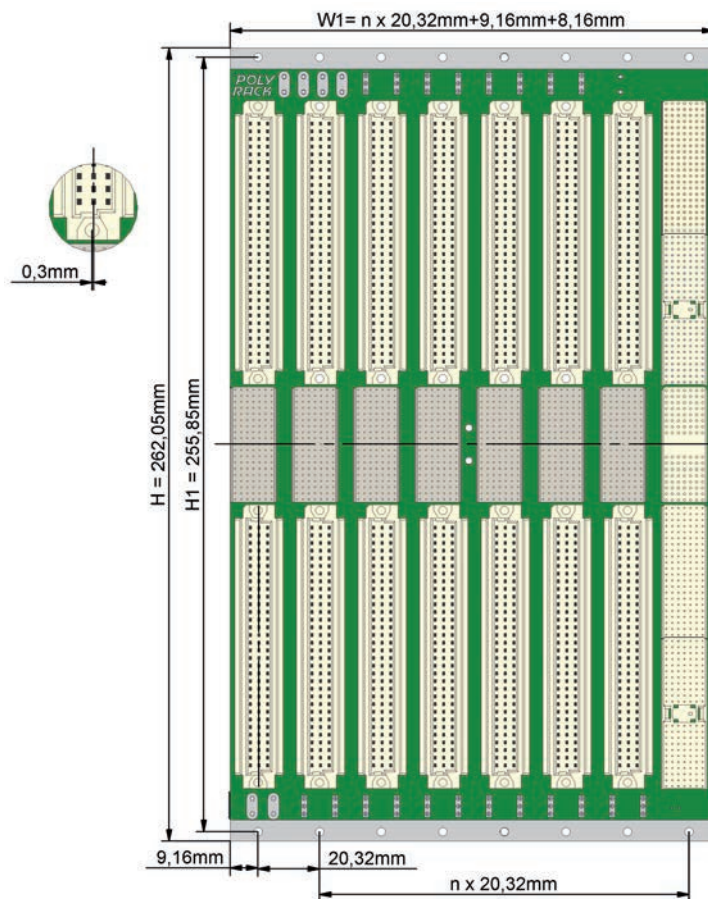
## Surface finishing

PC board = immersion tin



# //02 BUSPLATINEN VITA31.1

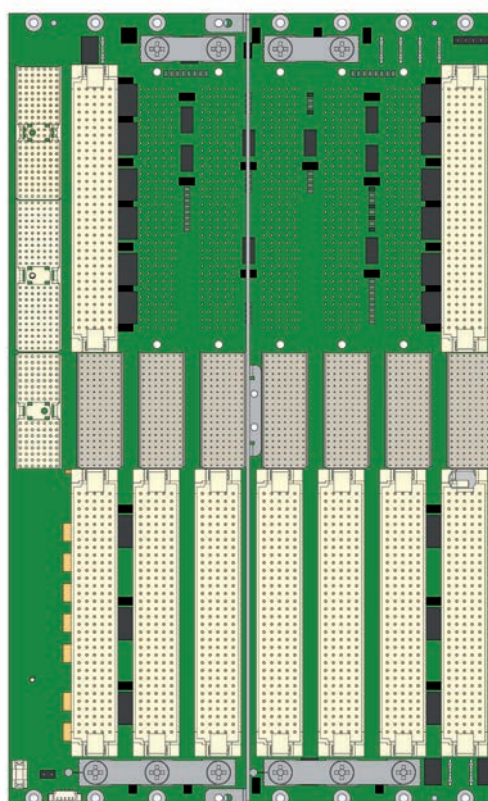
## // Product Information



### Dimension diagrams

#### J1/J2 VITA 31 Front view

W1 = total width  
n = number of slots  
PCB thickness = 3.75 mm



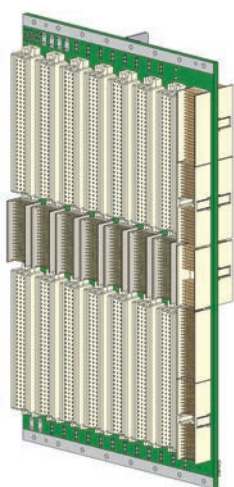
#### J1/J2 VITA 31 Rear view

# //02 BUSPLATINEN VITA31.1

## // Basic Units

### Basic Units

A J1/J2 basic unit is available for the VITA31.1 series



### J1/J2 VITA 31

#### Scope of delivery

Backplane, fully equipped  
Terminal screws M4  
for power input elements

#### Delivery form

In units for self-assembly

1 pc

#### Note

- Number of layers = 10
- Number and configuration of power elements on request