



navca
local focus national voice

Local voluntary & community sector infrastructure network 2022

Sheffield Hallam University

The local infrastructure network across England

Covers:

80%
of local authority areas

84%
of the population

concentrated in the most deprived fifth of local authority areas: covering 91% of the population of these areas

187

Members of NAVCA

What local infrastructure organisations do

provide information and advice	99%	✓
represent and advocate for VCSE on strategic bodies	96%	✓
host VCSE networks and assemblies	94%	✓
support VCSE organisations	91%	✓
provide training	91%	✓
enable volunteering	78%	✓

Top 3 most important activities are:

- 1 supporting organisations or individuals
- 2 representation and advocacy for VCSE sector
- 3 enabling volunteering

Income and spending in the year to 31 March 2021

£+

combined income

£173m

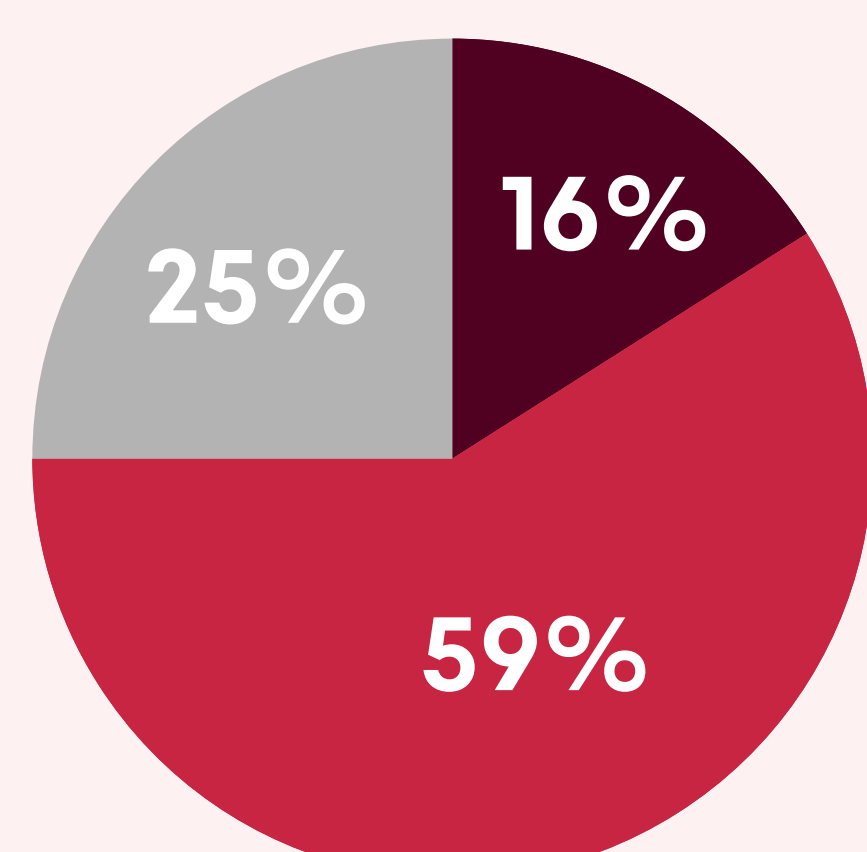
£-

combined expenditure

£157m

NAVCA members by annual income:

- under £250k
- £250k-£1m
- £1m plus



Type of income:

grants	54%
contracts	34%
earned income	9%
donations and legacies	2%

Sources of income:

38%	local government
21%	NHS/statutory health bodies
18%	grant making trusts and foundations
7%	income from buildings/room hire
6%	central government
2%	membership fees/charges



Impact of the Covid-19 pandemic on local infrastructure finances in 2020-21:



Income increased by **18%**
increase per year 2016-2020 was 4%



Expenditure increased by **11%**
increase per year 2016-2020 was 2%

Staffing and volunteers



16,576
volunteer hours each week, the equivalent of 474 FTE paid staff

3,467
full time equivalent staff

Delivered by



9,740 regular volunteers



1,706 trustees/board volunteers



The local VCSE sector in 2022

Local infrastructure organisations:

Have at least
89,090
VCSE organisations as members



support many more VCSE organisations that are not members

Most of these groups are small community-based and grassroots organisations

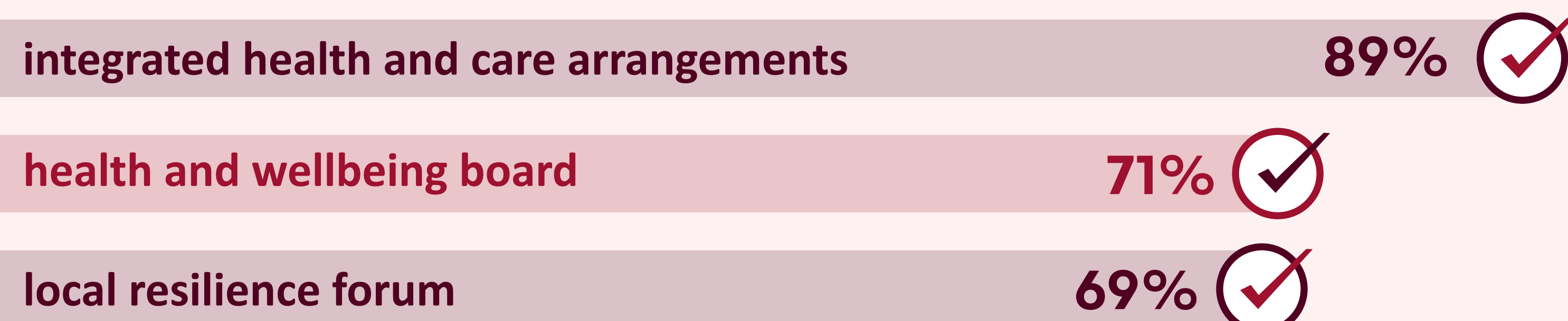
Major concerns of local VCSE organisations include:

 Accessing funding	 Managing finances	 Adapting services
 Managing staff and wellbeing	 Relationships with statutory organisations	 Recruiting and supporting volunteers

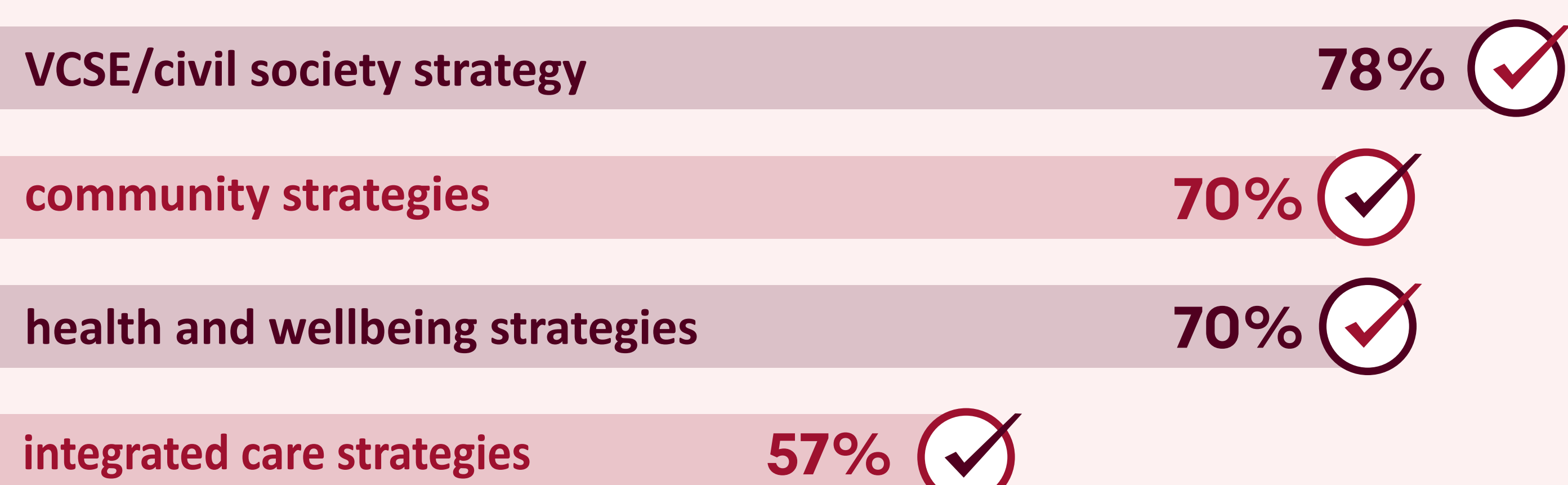
Delivering the Four Functions of Infrastructure

Leadership and Advocacy

Seat at local strategic tables:



High participation and influence by VCSE in local strategies:



Partnerships and Collaboration

Local infrastructure organisations have strong relationships with:



Strong relationships with external stakeholders:



Capacity Building

Supported local VCSE organisations to secure funding of:

£139m



Volunteering



In the 12 months to March 2022:

30,000
organisations have used
volunteering services



91%
of which are
local VCSEs



The Future

Local infrastructure organisations are building for sustainability by:




Support needed in the next 2-3 years to:



Local voluntary and community sector
infrastructure network 2022

For the full report please see www.navca.org.uk
NAVCA - Charity No: 1001635



navca
local focus national voice

**Sheffield
Hallam
University**