

Migrating from Credly to Accredible

We've helped many organizations migrate from Credly to Accredible — with no data loss, no learner disruption, and full support from start to finish. With the right files and alignment, migrations are typically completed within 48 hours.

Before We Begin

To confirm scope, we'll align on:

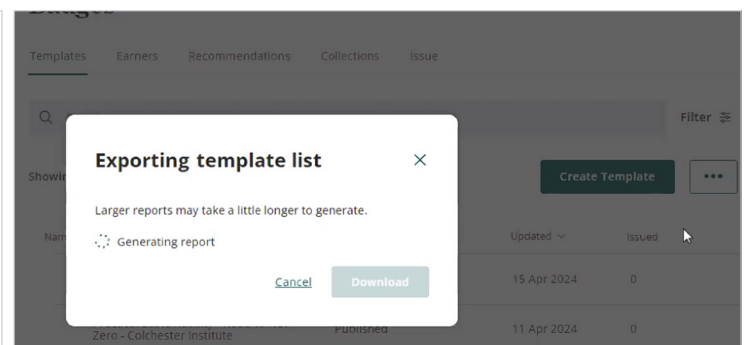
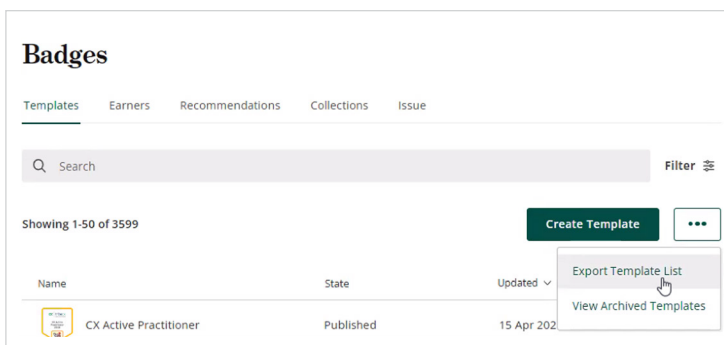
- How many templates are migrating to Accredible
- Default group settings for your templates
- Whether templates will be made private or public
- Whether you're importing credentials or templates only

We'll validate everything together and confirm before anything goes live.

5-Step Migration Process

1. Export Templates from Credly

- Log into Credly
- Navigate to Badges
- Click Options, then Export Template List. A CSV file will be generated.

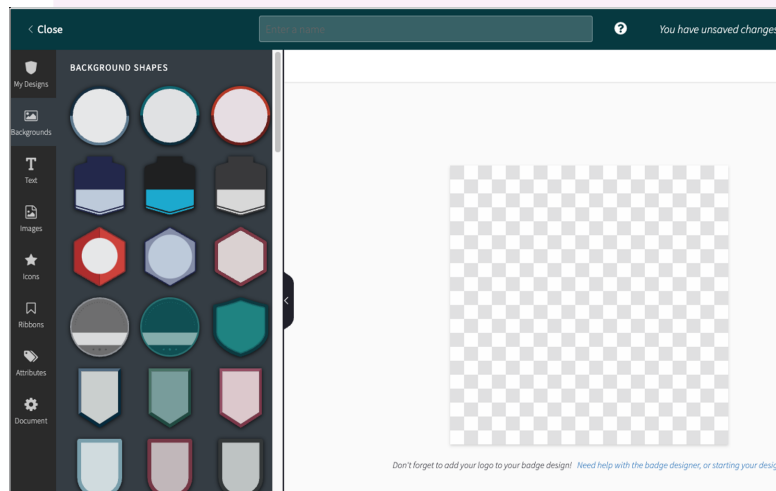


NOTE: Templates in Credly = Groups in Accredible. We'll walk you through this to ensure the export fields are correct and ready for mapping. This step takes less than 10 minutes.

2. Rebuild or Import Badge/Certificate Designs

You can create designs in Accredible using our editor or import badge images. Creating designs natively allows you to take full advantage of Accredible Attributes (placeholders for learner name, course, date, etc.).

Your Implementation Manager can assist.



3. Map Templates to Accredible Designs

Map your Accredible Design IDs to the exported Credly CSV. This step takes ~15 minutes and is done with your Implementation Manager.

4. We Run the Migration Script

We run our internal script to complete the template migration. Import is complete within 48 hours and is ready for your sign-off.

5. Test, Validate, Go Live

We test and validate the results with you. Once approved, you're ready to issue credentials via Accredible.

Ready to move forward?

We'll guide the entire process and make the switch seamless. Use this guide as a reference, and connect with your Accredible representative to begin the next step.