

Savana US Small Caps Active ETF

+10.65% p.a.

Annualised Return Since Strategy Inception*

+11.75% p.a.

Annualised Alpha Since Strategy Inception*

November 2024

Strategy Inception

**Past Performance is not indicative of future performance. See Performance Section below for further.*

OBJECTIVE

The objective of the Savana US Small Caps Active ETF (ASX : SVNPN) is to outperform the S&P 600 Total Return (AUD) Index, after fees, over a medium to long-term investment horizon.

REASONS TO CONSIDER



Collective Intelligence, Codified.

Built on Collective Intelligence science, inspired by insights from the Santa Fe Institute, our philosophy aims to harness the power of diverse, independent inputs to enhance investment precision.



Contrarian Edge

Unemotionally seeks to exploit market inefficiency by going where others don't — focusing on overlooked companies with asymmetric upside.



Broad Investment Process

Analyses thousands of companies per day, scanning a broader investment universe to systematically distil complex, bottom-up data into high-potential investment opportunities.



Differentiated By Design

Contrarian design offers highly differentiated portfolios, complementary to traditional large-cap or index-driven holdings.



Digitalised Discipline

Technology-driven investment approach aims to ensure consistency and repeatability over time.



High Growth Potential

Access a robust US economy where US Small/Mid-caps are historically undervalued relative to large caps.

31 March 2026

SVNPN

KEY INFORMATION

Fund Name	Savana US Small Caps Active ETF
Exchange Code	SVNPN
ARSN	649 028 722
ISIN	AU60ETL81113
Issuer	K2 Asset Management Ltd
Domicile	Australia
Base Currency	Australian Dollar
Currency Hedged	No
Fund Inception ¹	21-Jan-22
Strategy Inception ¹	6-Nov-24
Mgt. Fee (% p.a.)	1% incl. GST & RITC
Perf. Fee (% outperformance) ²	15% incl. GST & RITC
Fund Size (NAV)	A\$5.095m
NAV per Unit ³	A\$1.6401

¹ Until 6 November 2024, the fund was known as the Fat Prophets Global High Conviction Hedge Fund (ASX: FATP) and was under a different strategy.

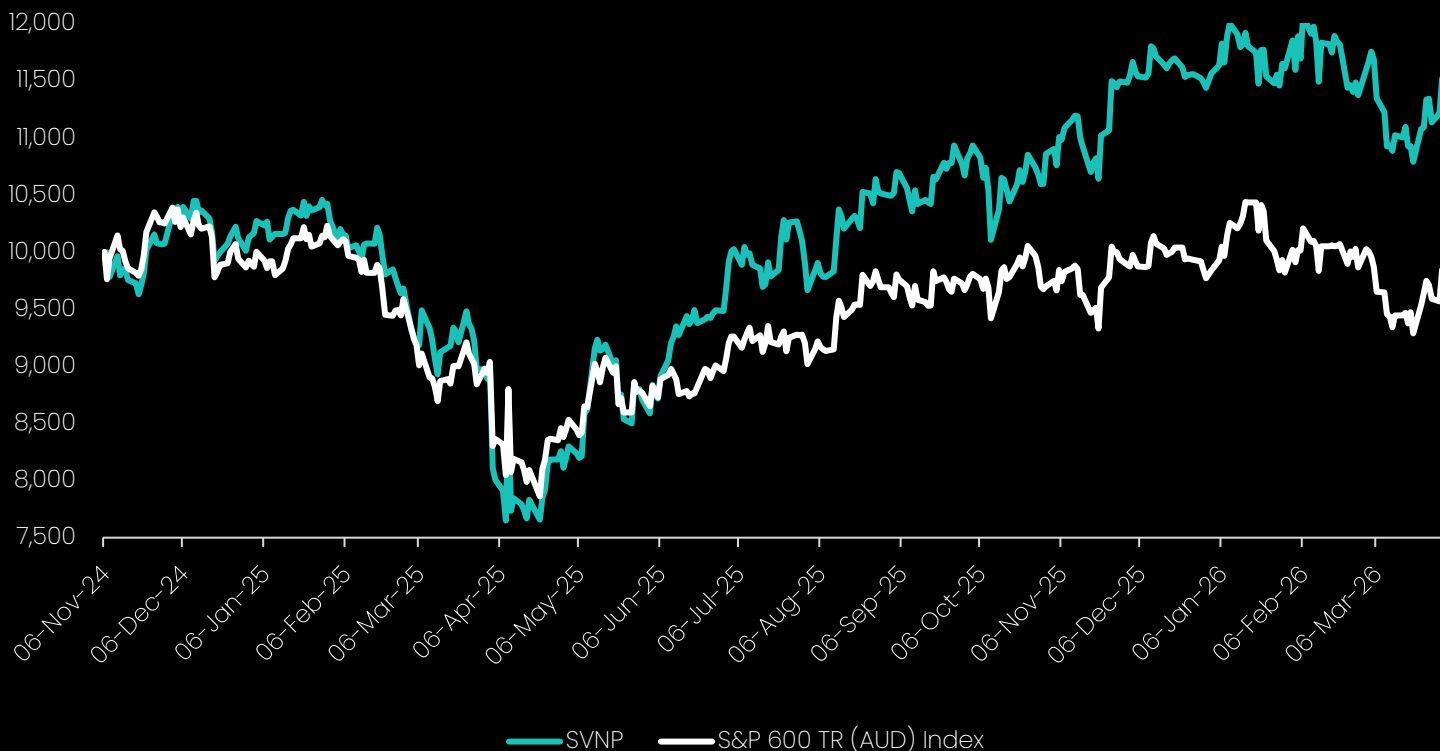
² Subject to a high watermark as set out in the PDS

³ As of 31 March 2026.

There are risks associated with an investment in SVNPN, including active management and market risk. For more information, please refer to the Product Disclosure Statement.

PERFORMANCE

VALUE OF AUD \$10,000 INVESTED SINCE INCEPTION



Source: Savana, S&P Global. Past performance is not indicative of future performance.

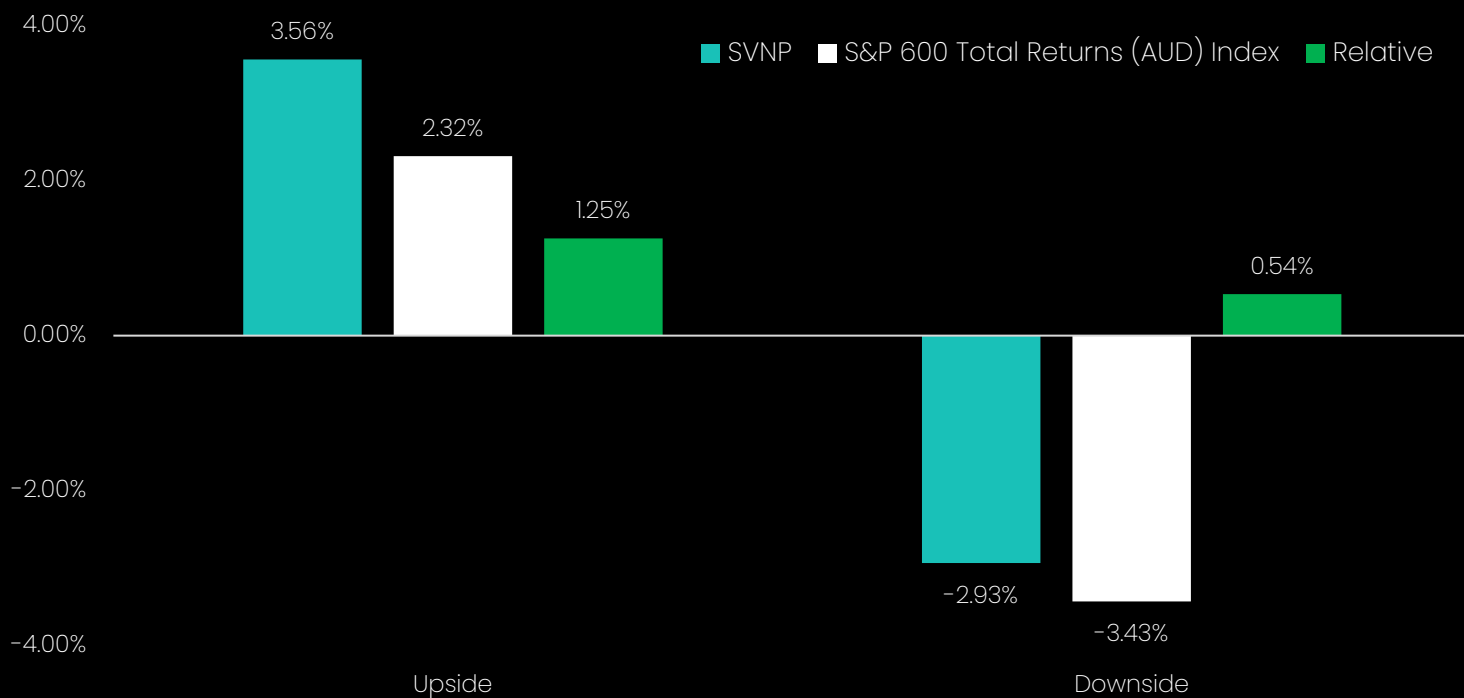
Trailing return	1M	3M	6M	YTD	1Y	Since Inception (p.a.)
SVNP	1.28%	0.71%	7.95%	0.71%	28.35%	10.65%
S&P 600 Total Returns Index (AUD)	-0.18%	0.79%	1.87%	0.79%	9.63%	-1.10%
Relative	1.46%	-0.07%	6.08%	-0.07%	18.72%	11.75%

Calendar year return	2024 (from 6-Nov)	2025	2026
SVNP	1.30%	12.91%	0.71%
S&P 600 Total Returns Index (AUD)	-0.74%	-1.57%	0.79%
Relative	2.04%	14.48%	-0.07%

Source: Savana, S&P Global. The Savana US Small Caps strategy was implemented on the ASX as of the 6th of November 2024. Total returns are calculated in Australian dollars based on the close-of-day net asset value per unit as at the last day of the given period. Returns are after fees and costs with dividends reinvested. Returns for periods greater than one year are annualised. Past performance is not indicative of future performance. Investment values can fluctuate due to market conditions, and there is a risk of losing your principal. Always assess your financial objectives and consult a professional advisor before making investment decisions. For performance under the prior strategy, please contact enquiries@savana.ai.

Risk-Return

Monthly Upside / Downside Capture



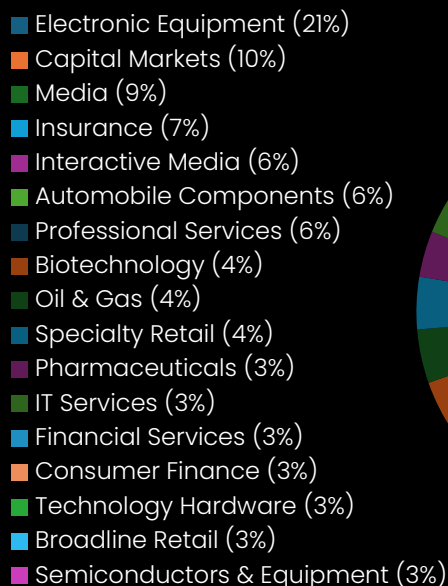
Source: Savana, S&P Global. The chart displays the monthly return for SVNP and the index based on geometric averages since inception during months when the index increases ("Upside") and decreases ("Downside"). Returns are after fees and costs with dividends reinvested.

Risk-Return (since inception)	Savana US Small Caps Active ETF	S&P 600 Total Returns AUD Index
Total Net Return (p.a.)	10.65%	-1.10%
Information Ratio	1.01	-
Volatility	27.46%	22.85%
Downside Volatility	18.48%	16.04%
Sharpe Ratio	0.36	-0.10
Sortino Ratio	0.74	0.10

Source: Savana, S&P Global. Risk-Return metrics are based on cumulative performance, based on the close-of-day net asset value, since inception. The risk-free rate used for the Sharpe ratio is the Australian 3-month Bank Accepted Bill. The Sortino ratio is based on a minimum acceptable return of 0%. If you are unsure, speak to a licensed financial adviser to understand how these metrics apply to your circumstances.

PORTFOLIO BREAKDOWN

INDUSTRY BREAKDOWN (%)



TOP FIVE EXPOSURES (%)

Company	Weighting
Sarepta Therapeutics, Inc.	4.10%
HighPeak Energy, Inc.	4.07%
Petco Health and Wellness Company, Inc.	3.97%
F&G Annuities & Life, Inc.	3.76%
StoneX Group Inc.	3.65%

PORTFOLIO STATISTICS

Fundamentals	Savana US Small Caps Active ETF	S&P 600 Total Returns AUD Index
Average Market Cap	US\$2,744	US\$2,486
Trailing P/E	12.98x	26.78x
Price-to-Book	0.56x	1.83x
Price-to-Cash Flow	2.51x	17.43x
Dividend Yield (%)	3.64%	1.73%
Debt-to-Capital	45.09%	54.99%

Source: Savana, S&P Global. Fundamentals are based on average portfolio metrics as of the date of this report.

INFORMATION

DISTRIBUTION DETAILS

Distribution Frequency	Semi-Annual
Latest Distribution	-
Latest Distribution Date	-
12-Month Yield (%)	-
Payment	Paid via reinvestment into the fund, unless otherwise directed by the investor

Contact Us

If you would like more information about this report or Savana, please contact enquiries@savana.ai. You can also speak to a member of the team below:



Evan Metcalf
Executive Director
Evan.Metcalf@savana.ai



Samuel Atkinson
Associate Director
samuel.atkinson@savana.ai

IMPORTANT DISCLAIMER:

This document has been prepared by Savana Asset Management Pty Ltd (ABN 79 662 088 904) (Savana). Savana is a corporate authorised representative of Fat Prophets Pty Ltd (ABN 62 094 448 549 AFS Licence No. 229183) (Fat Prophets), CAR Auth No. 1308949. The Savana US Small Caps Active ETF (ASX: SVNP) (ARSN 649 028 722) is issued by K2 Asset Management Limited (K2) ABN 95 085 445 094, AFS Licence No 244393, a wholly owned subsidiary of K2 Asset Management Holdings Limited (ABN 59 124 636 782). The information contained in this document is produced in good faith and does not constitute any representation or offer by K2, Savana or Fat Prophets.

This material has been prepared for both retail and wholesale investors and is for information purposes only. It is not an offer or a recommendation to invest and it should not be relied upon by investors in making an investment decision. Offers to invest will only be made in the product disclosure statement ("PDS") available from www.savana.ai and this material is not intended to substitute the PDS which outlines the risks involved and other relevant information. Any investment carries potential risks and fees which are described in the PDS. A Target Market Determination has been prepared for this product and is available from the same website. An investor should, before deciding whether to invest, consider the appropriateness of the investment, having regard to the PDS in its entirety. This information has not been prepared taking into account your objectives, financial situation or needs. Past investment performance is not a reliable indicator of future investment performance. No representation is made as to future performance or volatility of the investment. In particular, there is no guarantee that the investment objectives and investment strategy set out in this presentation may be successful. Any forward-looking statements, opinions and estimates provided in this material are based on assumptions and contingencies which are subject to change without notice and should not be relied upon as an indication of the future performance. Persons should rely solely upon their own investigations in respect of the subject matter discussed in this material. No representations or warranties, expressed or implied, are made as to the accuracy or completeness of the information, opinions and conclusions contained in this material. In preparing these materials, we have relied upon and assumed, without independent verification, the accuracy and completeness of all information available to Savana. To the maximum extent permitted by law, all liability in reliance on this material is expressly disclaimed.

This document may not be reproduced, distributed or published, in whole or in part, without the prior approval of Savana.