

Cleardox

Sitting on a Goldmine of Knowledge?

Learn how to unlock your knowledge securely with
fully automatic redaction.

Download the free guide



Open API

Redact millions of
documents at scale

First, the data you need to know

44%

Of experts agree that **generative AI** is the most important technology for Knowledge Management.

82%

Of **UK lawyers have adopted generative AI** or have plans in motion, nearly 4x higher than in summer 2023.

48%

Of average professionals spend **1-5 hours a day** searching for specific information.

54%

Of organizations **use more than 5 different platforms** for documenting and sharing information.

Contents

Page 4

Your most valuable asset is already in your hands

Page 5

Why most organizations and law firms struggle to unlock their knowledge

Page 6

Make your internal documents AI-ready in days, not months

Identify all sensitive data

Detect across formats & languages

Apply consistent redaction & pseudonymization

Bulk redaction

Collaboration & review

Deploy into your Knowledge base / AI systems

Fully Automatic Redaction

Redact +15 million pdf's

Page 12

Try Cleardox 14 days free

Your most valuable asset is already in your hands

So why not use it?

Thousands of case files, legal documents, contracts, and more sit unused in your archives.

Within them lies the combined expertise and insights that make up the collective knowledge of your company.



It seems obvious to unlock your data...

...and make it work for you, right?

The value of your data

When transformed into a compliant and fully protected knowledge base, these files become searchable, reusable, and ready to enhance AI-driven workflows.

The result?

- ✓ Faster Answers
- ✓ Smarter Decisions
- ✓ Competitive Edge

Why most organizations and law firms struggle to unlock their knowledge

Protecting Information

Most organizations want to leverage their data, some for AI purposes, but sensitive data keeps them from sharing documents safely.

Resource-heavy Redaction

Manual redaction is slow, error-prone, and inconsistent across teams, taking hours of valuable time, increasing the risk of mistakes.



Missed **names, addresses** and other sensitive data create compliance risks.

How to redact your documents faster and safer with **ClearDox**



Make your internal documents AI-ready in days, not months

Step 1

Identify sensitive data across your files

Before you can unlock your knowledge base, you need to know what's inside and what should be protected before it's shared. When you're dealing with massive amounts of information, it can be hard to find it all.

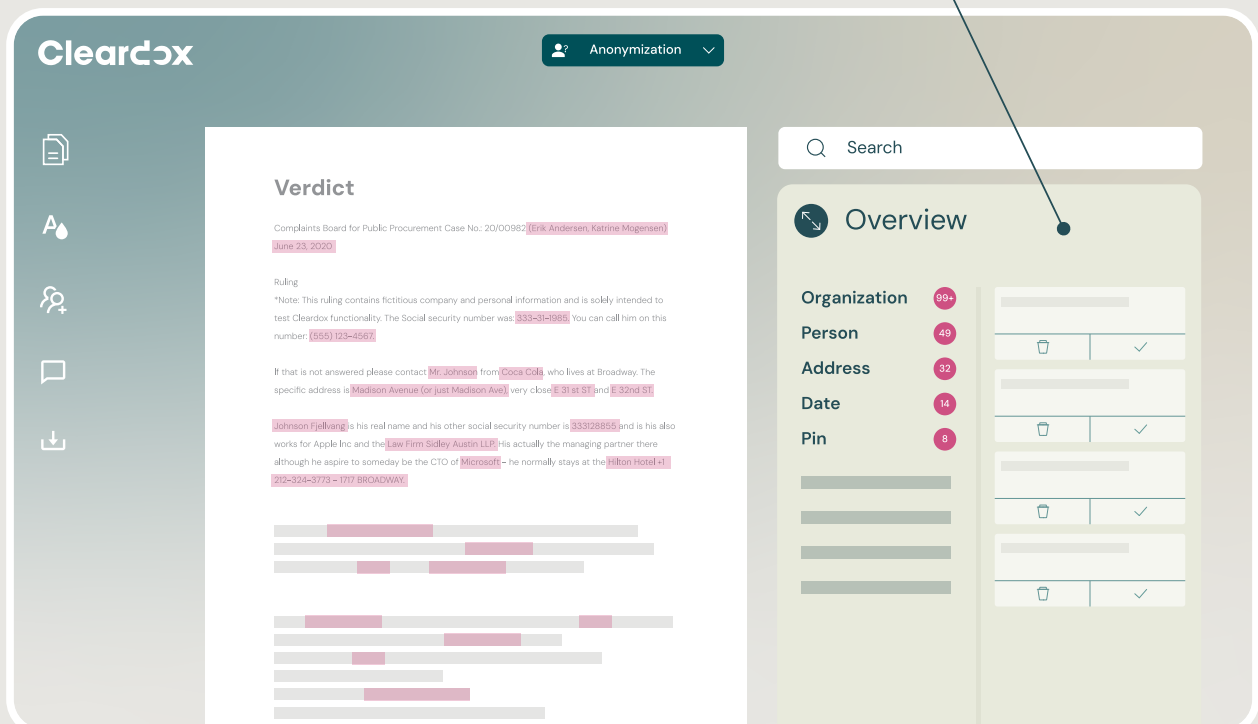
Sensitive data is often hidden in plain sight as well, such as in footnotes, images, scanned PDFs, or across languages.

We all know manual screening doesn't scale. ClearDox automatically detects personal information, such as names, numbers, and confidential details across formats to help teams save both time and the stress of human error.

10x faster redaction with ClearDox

ClearDox Pro Tip

Categorizes all PII for you across **+20 categories**.



Step 2

Detect across formats & languages

From detailed tables to multilingual files, documents appear in many forms that make redaction consistency a challenge.

Sensitive information isn't always neatly presented; it can be broken across lines, pages, or even languages. Missing a single detail can compromise your knowledge base, slow down workflows, and create compliance risks.

ClearDox Pro Tip

Supports all
common formats


Business Case

ClearDox can **handle very large documents without causing files to freeze** or slowing down our computers.

GDPR and data security were not an issue.

KROMANN
REUMERT

Law Firm



ClearDox solves this by detecting sensitive information across formats, pages, and languages. Even when a name is split across pages or embedded in a table, ClearDox ensures nothing slips through.

With ClearDox you can keep your files native to their original format after finishing redaction or convert your file to a PDF.

Your documents become fully AI-ready and reliable, without the need for tedious manual checking.

Step 3


Apply consistent redaction & pseudonymization

Traditional manual redaction is slow, error-prone, and inconsistent. Different team members may redact the same document differently, risking compliance and reliability.

ClearDox ensures consistent redaction and pseudonymization across all files, so your knowledge base stays safe and trustworthy.

3–5 minutes faster per page

ClearDox automatically OCR processes



Pseudonymization

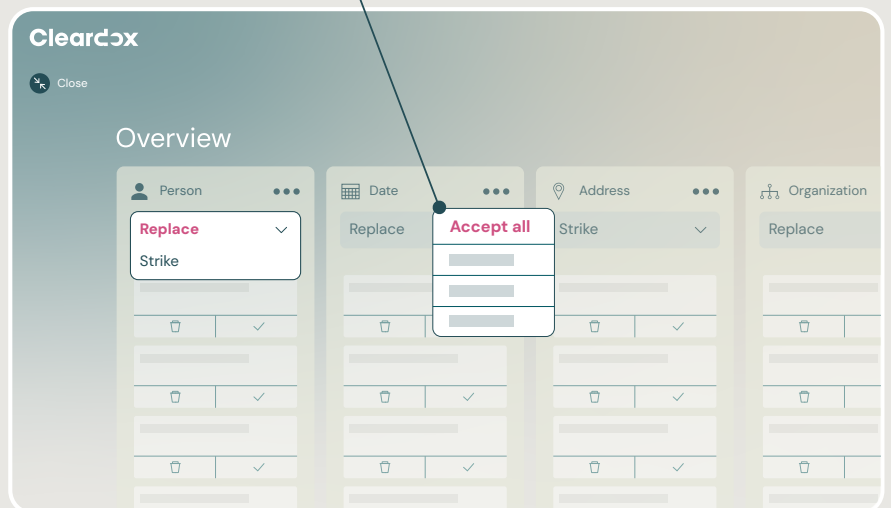
Is often essential with knowledge management documents because, unlike black redaction, it preserves necessary context and insights while still protecting sensitive data.

Pseudonymizing sensitive data manually is time-consuming and how you pseudonymize can vary between users.

ClearDox automates this process, replacing sensitive names and information consistently, while keeping the data usable for AI and internal knowledge systems.

ClearDox Pro Tip

Ensure **consistent pseudonymization** by accepting all identified PII



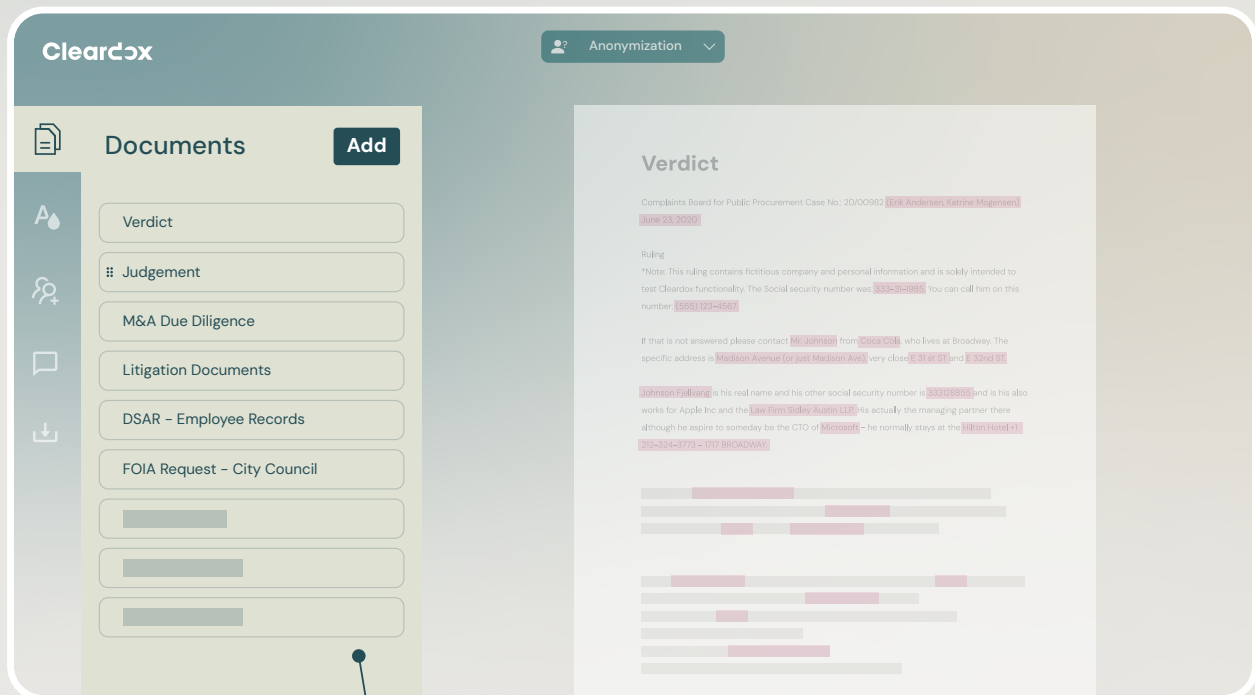
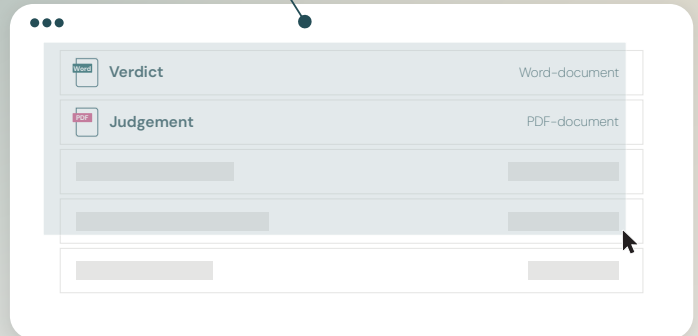
Step 4

Bulk Redaction

Redacting documents one by one is slow, repetitive, and prone to mistakes. Teams often spend hours on large volumes of files, increasing the risk of inconsistencies, missed sensitive information, and compliance issues.

ClearDox Pro Tip

Choose to process documents **individually or combined** in a project



ClearDox **automates bulk redaction**, allowing you to process hundreds of documents in minutes instead of hours or days. You can upload unlimited files, even documents spanning thousands of pages.

Multiple files can be grouped into projects and organized in folders, allowing your team to work on large volumes in a single, structured workflow.

This setup provides full overview, structure, and consistency in redaction across all documents, eliminating errors and manual chaos.

Knowledge Management teams can manage multiple projects at once, and ensure every file is securely and uniformly redacted.

Step 5

Collaboration & review

Working on redaction projects often involves multiple team members, but coordinating edits, tracking changes, and ensuring consistency can be challenging. Without a structured workflow, it's easy to duplicate effort or miss sensitive information.

• Comment #1

Page 1

• Comment #2

Page 52

• Comment #3

Page 87

ClearDox Pro Tip

Invite or transfer your documents to a colleague

Invite User

colleague@cleardox.io

Reviewer



- ☐ Create password
- ☐ Can see original document
- ☐ Can access legal binders

Send

ClearDox lets you collaborate with redaction by inviting others to your projects, leave comments, track changes, and approve documents – centralizing the workflow so teams can work efficiently, maintain accuracy, and keep sensitive data secure.

Step 6

Deploy into your knowledge base / AI systems

Once documents are fully redacted, the next step is to integrate them into your knowledge management or AI systems and unlock their full potential.

ClearDox integrates with several document systems such as **iManage** and **HighQ**.



Scale your anonymization with the Open API

Fully Automatic Redaction

Assisted vs Fully Automatic

Imagine anonymizing **over 15 million documents** if necessary. While the assisted redaction solution helps teams review and manage sensitive data, fully automatic redaction scales across massive volume of documents seamlessly and securely.



ClearDox Pro Tip

For security reasons, documents are automatically **deleted after 30 days**.



Connect to a source


Documents move effortlessly through the ClearDox Open API, from upload to fully anonymized output. Connect to your document source and choose your preferred compliance level and receive your anonymized files directly via your integration or as a zip file.

Choose your compliance level

Monitor each project in real time, review samples, start and complete anonymization, and track progress. Your compliance or knowledge management team retains full control, with the ability to adjust risk profiles per project and access detailed documentation.

Future-proof your documents with an

Intelligent Redaction Software



Want to make
your documents
AI-ready?

Visit <https://eu1.hubs.ly/H0nXbtq0>

or click this pink button, fill out the contact form and one
from the Cleardox team will contact you to get started.

Try Cleardox 14 days free

Cleardox

Share with Intelligence