LANCASTER
INVESTMENT MANAGEMENT

Lancaster Absolute Return Focus Fund

Net Performance (GBP)

	1-month	3-month	1-year	3-year	5-year	YTD	Inception	Inception CAGR
Fund	-3.9	13.0	-18.2	-4.2	76.2	3.2	70.9	6.8
MSCI Daily TR Net World	2.6	2.9	21.6	35.4	80.8	9.8	170.6	13.0
Relative	-6.6	10.1	-39.8	-39.6	-4.6	-6.7	-99.7	-6.2

Monthly Performance (net)

	Jan	Feb	Mar	Apr	May	Jun	Jul	Aug	Sep	Oct	Nov	Dec	YTD
2024	-0.8	-8.0	0.9	16.7	-3.9								3.2
2023	4.2	-0.2	-1.5	0.6	-10.5	-7.6	1.9	3.4	-1.1	-1.7	-7.5	1.2	-18.3
2022	9.9	-13.2	-9.7	15.7	5.5	-11.1	-0.6	1.4	-5.9	20.6	12.4	2.2	22.8
2021	-14.1	20.8	0.6	4.8	3.8	-9.2	-2.0	1.4	9.2	-9.5	-9.5	14.7	5.1
2020	-4.6	-4.4	-17.4	13.7	8.9	2.9	-6.0	17.9	-2.7	7.0	24.1	6.0	45.6
2019	8.5	-8.5	0.9	-5.0	3.3	-9.1	-5.1	1.5	0.6	8.0	4.0	12.4	9.4
2018	0.9	0.7	-1.0	7.4	4.9	0.3	2.1	-4.6	3.0	2.6	3.3	-9.2	9.7
2017	0.4	-3.8	-0.5	3.1	2.9	0.4	-1.4	9.9	-0.6	1.5	-3.0	-6.9	0.9
2016				-3.1	4.3	3.1	-1.4	-0.6	-1.2	-6.9	0.6	-5.8	-11.0

Fund details[1]

£ I Class	166.75
£ A Class	170.91
$ I Class	177.02
$ A Class	185.08
Fund Size	£92 million
Strategy AUM	£695 million
Fund Inception	30-Nov 2015
Class Inception	01-Apr 2016
Fund Type	Irish ICAV QIAIF
Comparators	Primary: Cash Secondary: MSCI World Daily Net TR GBP
Base Currency	GBP

Team & contact details

Portfolio Managers
James Hanbury
Jamie Grimston

Enquiries
T: +44 (0)20 7842 1030
E: reporting@LancasterIM.co.uk
W: LancasterIM.co.uk

Lancaster Investment Management,
Yalding House, 152-156 Great Portland St.,
London, W1W 6AJ

Top 10 Long Positions (excluding hedges)

	% NAV
Ubisoft Entertainment	19.7%
Frasers Group	18.8%
Plus500	18.7%
Liberty Global	16.1%
IWG*	15.4%
Glencore	10.7%
Jet2	9.1%
Barclays	6.2%
Ryanair Holdings	5.6%
ASOS (Cornwall Jersey Ltd 0.75% 04/16/26 Convertible Bond)	5.5%

**Includes a 2.03% position in IWG International Holdings, 0.50% 12/09/27 Convertible Bond*

Portfolio Characteristics

Long position count	35
Short position count	34
Gross fund exposure	427%
Gross government bond exposure	113%
Gross equity exposure	314%
Net equity exposure	42%
Gross long equity exposure	178%
Gross short equity exposure	-136%
Beta adj. net exposure (2yr)	30%

Important information
These figures refer to the past. Past performance is not a reliable indicator of future results.
This document is a marketing communication. Before subscribing please read the prospectus, available upon request from Lancaster IM. The performance calculation shown is based on the GBP A share class. If the past performance is shown in a currency which differs from the currency of the country in which you reside, then you should be aware that your performance may increase or decrease as a result of currency fluctuations.

Source: All sources, unless otherwise stated, are Lancaster IM internal unaudited data and refer to the £ A share class. All data shown as at 31 May 2024.
[1]US Global Fund Services and Bloomberg, calculation on a NAV basis with net income reinvested.

Equity exposure by sector

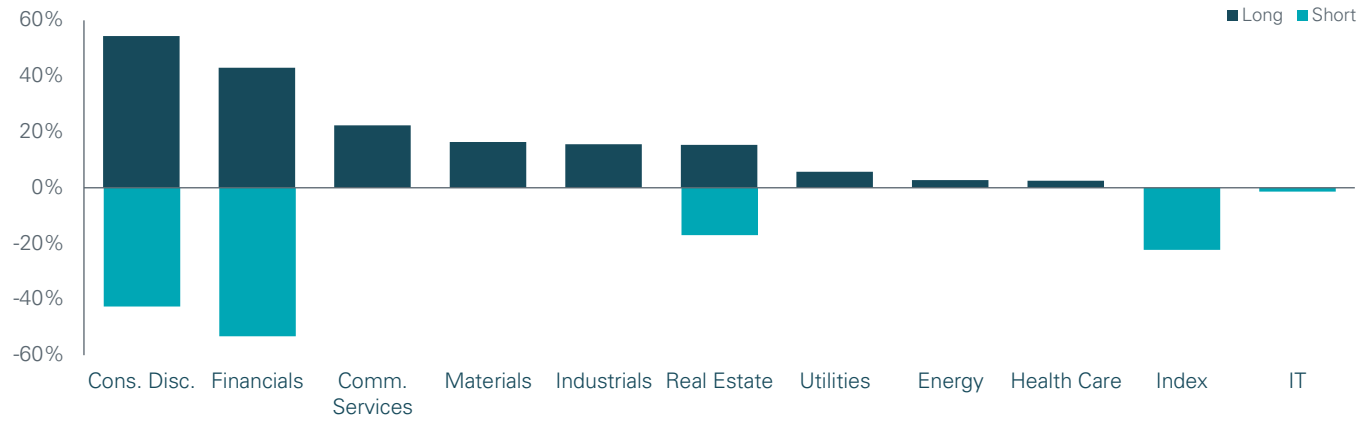

Equity exposure by geography

Non-base currency exposure

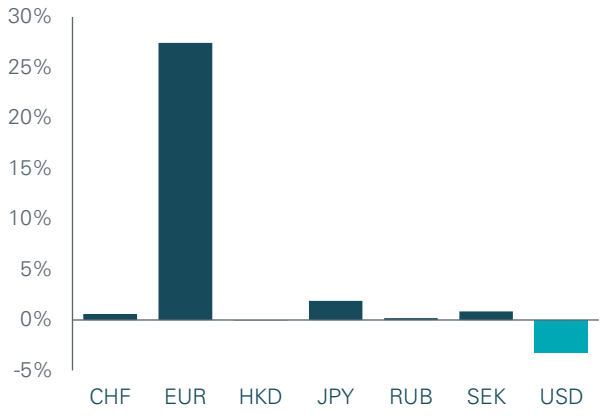

Equity exposure

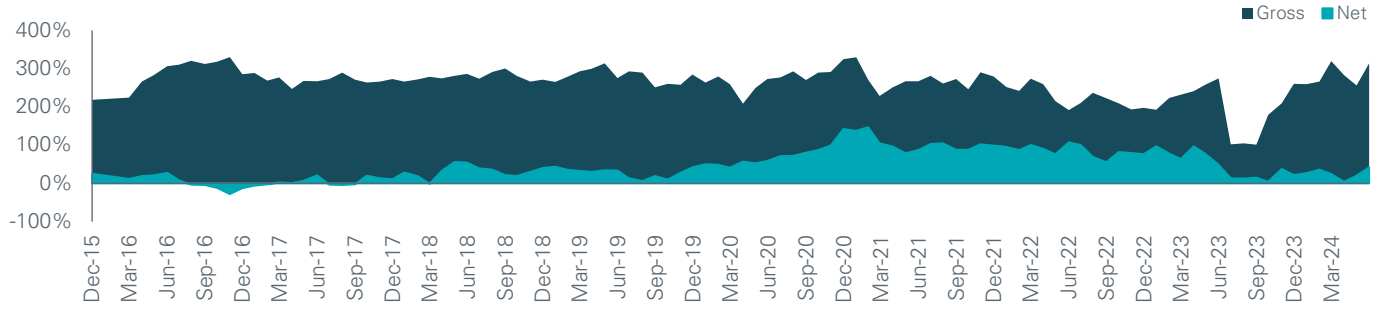

Equity exposure includes all equity related instruments. Government Bond exposure can be provided on a ten-year adjusted basis. Currency exposure shows non-base currency through forward currency contracts and portfolio holdings. Commentary is provided on a quarterly basis. Equity exposure as classified by GICS. The fund was renamed from Brook Absolute Return Focus Fund to Lancaster Absolute Return Focus Fund in Q3-23 on the back of the Investment Management Agreement and the investment team transferring to Lancaster Investment Management LLP. All performance in GBP.

Source: All sources, unless otherwise stated, are Lancaster internal unaudited data and refer to the £ A share class. All data shown as at 31 May 2024. [1]US Bank Global Fund Services and Bloomberg, calculation on a NAV basis with net income reinvested – the share class prices refer to NAV per share.

LANCASTER
INVESTMENT MANAGEMENT

Investment objective and policy

The Lancaster Absolute Return Focus Fund ('The Fund') aims to achieve a positive absolute return on a 12 month rolling basis independent of market conditions. Capital is at risk and there is no guarantee that a positive return will be delivered over any one or a number of 12 month periods. The Investment Manager seeks to achieve this objective through managing a portfolio of securities, bonds and currencies and related financial instruments.

Approach

This is a fundamentally driven equity long short strategy. It is concentrated, global in scope and built around three core principles; investing in fundamentally sound companies, disciplined short selling, and diversification. On the long side, the approach is valuation driven with a particular focus on sustainable free cash flow generation. On the short side the portfolio is stock-specific. The strategy harnesses the experience and judgement of James Hanbury, his investment team and the wider equity research resource at Lancaster Investment Management. While the team invest for the medium to long term, position sizing is dynamic to ensure the portfolio remains focused on highest conviction ideas. The Fund is built without formal reference to an index and typically contains 20-30 positions long and 15-20 positions short with a high concentration in the top 10 positions on each side.

Risk Considerations

The Fund is actively managed and has considerable latitude over its allocation both long and short equities and it may employ leverage and own sophisticated instruments such as futures and options. The Fund may hold a large weighting in a small number of investments and may therefore be subject to larger than normal swings in its value. The performance stream is likely to be volatile and the Fund is suitable only for investors who have a long time horizon (>5 years) and can tolerate high risk. Investors may not get back all the money invested and an investment in this Fund should only form part of an investor's total portfolio. Investors should discuss the suitability of this Fund with their professional adviser. The Fund's prospectus has detailed descriptions of the Fund's risks. Before investing, please refer to the fund prospectus before making any final investment decisions. You can get free copies from the Investment Manager at reporting@LancasterIM.co.uk

Investor information

Share classes	I (€, £, $)2, A, B, C (€, £, $)
Share class hedging	Non-base currency share classes are hedged
Trade date	1st of month
Valuation	Close of business T-1
Front end fee	Up to 5%
Annual management fee	I & C 0.75%, A 1.25%, B 1.00%
Performance fee basis	I & A 20%, B 18%, C 15% of the increase in the value per share of the Fund between the beginning and the end of the year or end of lock up period. Fees crystallise annually (31-Dec) or at the end of the lock up period. Losses carried forward.
Exit fee	Up to 5% if outside redemption period (A 1-month, B 1-year, C 3-year)

Anti-dilution fee	On all orders
Dividends	Income accumulated and reinvested on behalf of shareholders
Administrator	U.S. Bank Global Fund Services (Ireland) Limited
Depositary	U.S. Bank Depositary Services
Auditor	Deloitte & Touche, Ireland
Prime Brokers	Goldman Sachs, Morgan Stanley
Price reporting	Available from Lancaster IM on request. Also available on Bloomberg and from other third party data providers
ISIN	£I IE00BYQ96119[2], $ I IE00BYQ96226[2], €I IE00BYQ96002[2], £A IE00BD2MF988, €A IE00BD2MF871, $A IE00BD2MFB05, £B IE00BD2MFD29, €B IE00BD2MFC12, $B IE00BD2MFF43, £C IE00BD2MFH66, €C IE00BD2MFG59, $C IE00BD2MFJ80
SEDOL	£I BYQ9611[2], $I BYQ96222[2], €I BYQ96002[2], £A BD2MF98, €A BD2MF87, $A BD2MFB0, £B BD2MFD2, €B BD2MFC1, $B BD2MFF4, £C BD2MFH6, €C B D2MFG5, $C BD2MFJ8

Important Legal Information and Disclaimer

This is a marketing communication and it is not intended to be viewed as a piece of independent investment research. This document and the information contained in it relates to the Lancaster Absolute Return Focus Fund (the "Fund") and is being communicated by Lancaster Investment Management LLP ("LIM"). LIM is authorised and regulated by the Financial Conduct Authority (the "FCA") of the United Kingdom and is registered as an investment adviser with the United States Securities and Exchange Commission. LIM and its affiliates together will be referred to as "Lancaster" in this document.

LIM has approved this communication which is for private circulation only, and in the UK is directed to persons who are professional clients or eligible counterparties for the purposes of the Conduct of Business Sourcebook of the Financial Conduct Authority of the United Kingdom (the "FCA") and it is not intended for and must not be distributed to retail clients. It does not constitute an offer to sell or an invitation to buy or invest in any of the securities or funds mentioned herein and it does not constitute any personal recommendation or investment taxation or any other advice. The tax treatment of an investment in any of the securities or funds mentioned herein depends on the individual circumstances of each investor and may be subject to change in the future. The information and any opinions have been obtained from or are based on sources believed to be reliable, but accuracy cannot be guaranteed. The capital you invest is at risk and you may lose some or all the money you invest. Past performance does not guarantee future results and the value of all investments and the income derived from them can decrease as well as increase. Investments that have an exposure to currencies other than the base currency of the Fund may be subject to exchange rate fluctuations. This communication and the information contained therein is a financial promotion for the purposes of the Financial Services and Markets Act 2000 of the United Kingdom and the rules of the FCA. The distribution of this communication may, in some countries, be restricted by law or regulation. Accordingly, anyone who comes into possession of this communication should inform themselves of and observe these restrictions. Lancaster is not liable for a breach of such restrictions or for any losses relating to the accuracy, completeness or use of information in this communication, including any consequential loss.

Please always refer where appropriate to the relevant Fund prospectus and relevant key investor information document(s) before you invest. The Fund's prospectus and key investor information documents are available in English and may be obtained from reporting@LancasterIM.co.uk.