



MINISTRY OF HEALTH, UGANDA

Weekly Malaria Report



THE REPUBLIC OF UGANDA
MINISTRY OF HEALTH

EPI WEEK 13 | 22nd Mar to 29th Mar 2026 | KEY HIGHLIGHTS

HIGHLIGHTS



79.4% Reporting Rate



114,168
Confirmed malaria cases



4.1% (6)
Districts had inadequate ACT stock (<8 weeks)



10 Reported deaths



00 Districts response

11.0% (16)



29.9% Test Positivity Rate



00 Districts in Alert



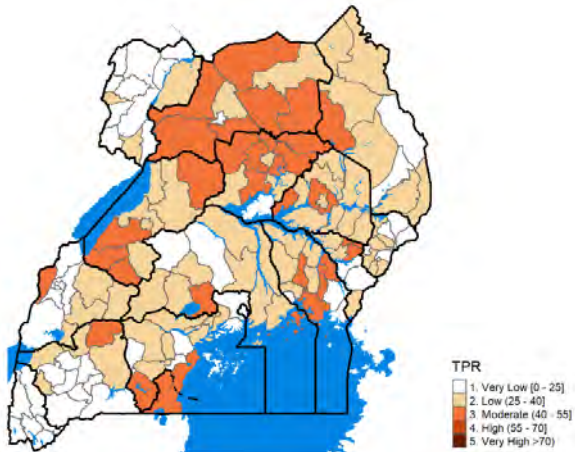
Districts had inadequate RDT stock (< 8 weeks)

The testing rate for patients with fever was 97.1 % (383,335) | Proportion treated with a negative test was 7.6% (115) | Proportion treated without a test was 1.6% (272) | Proportion treated with a positive result was 97.5% (139,337)

SUMMARY OF KEY INDICATORS OVER THE LAST 4 WEEKS

Week	Reporting rate	Confirmed cases	Test Positivity Rate	Reported Deaths	Districts with Epidemic			% District with inadequate ACTs	% District with inadequate RDTs
					Alert	District Response	IMT Response		
10	84.2	108,420	28.9	11	0	1	0	3.4	7.5
11	87.0	117,770	29.1	11	0	1	0	4.1	8.9
12	79.1	112,460	29.0	5	0	1	0	4.8	13.0
13	79.4	124,168	29.9	10	0	1	0	4.1	11.0

TEST POSITIVITY RATES



Test positivity rate is 29.9 this week. TPR range was between 4.3 % to 54.3 %. The top 10 districts with the highest Test positivity rates reported are: Lira (54.3%), Luuka (53.7%), Amuru (51.6%), Pader (51.2%), Agago (49.9%), Kibaale (49.8%), Nwoya (49.8%), Buvuma (49.4%), Butebo (49.2%), Bukomansimbi (49%)

MALARIA EPIDEMIC ALERT & RESPONSE DISTRICTS

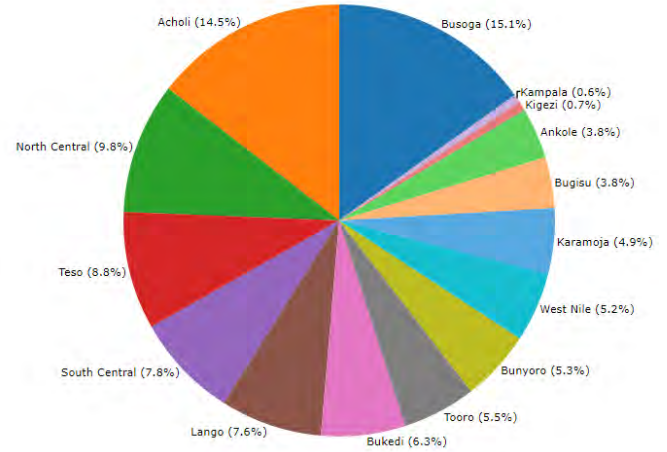
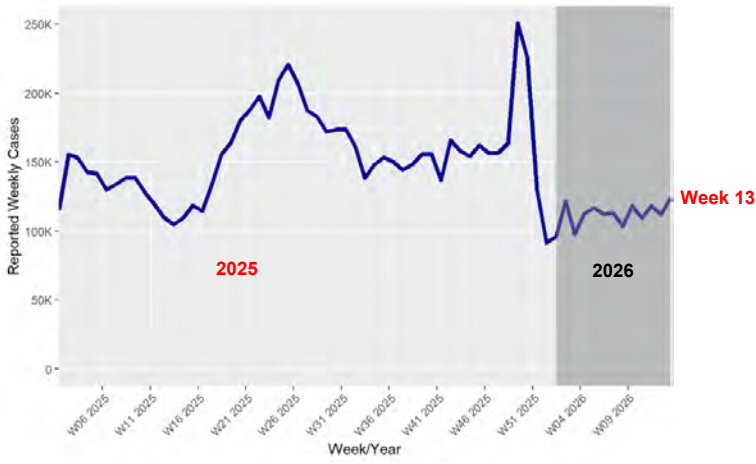


Alert districts: 00
District response: 01
Watch districts: 146

All the eastern districts that received IRS with Actellic plus other interventions (Tororo, Bugiri, Butaleja, Budaka, Butebo, Namutumba and Pallisa) are now in watch mode. An additional round of IRS with Actellic was completed in April 2024

For Kibuku, Serere, Amolatar, formerly response districts, the focus is on enhanced case management, risk communication and prevention.

NB: Amolatar received IRS with Actellic in selected high burden sub counties between December 11, 2023 and Jan 10, 2024



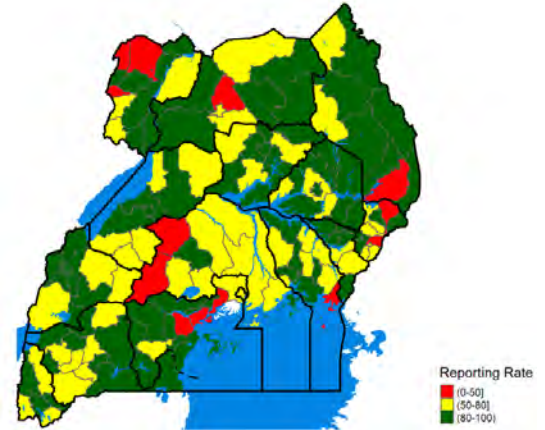
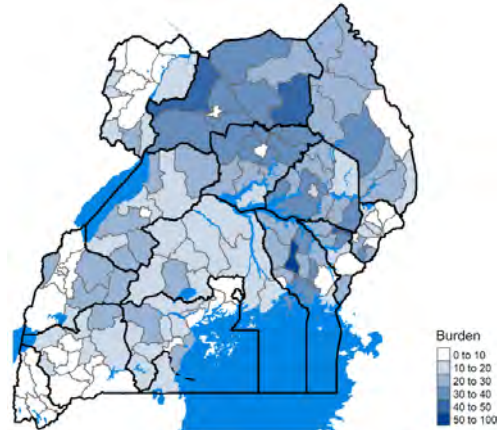
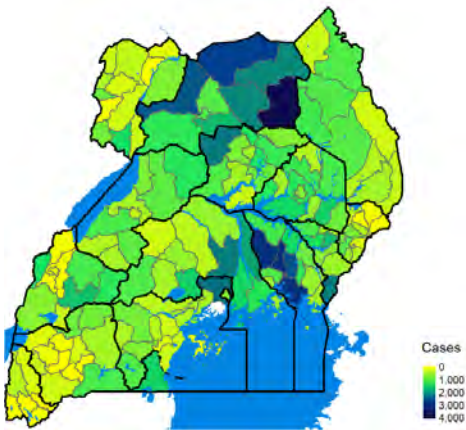
Currently, weekly cases are on an upward trend across the country, following the first peak transmission season. The current years peak is lower than that of 2024.

Five (5) regions contribute 56% of all cases in week 13. Highest in the region below:- **Busoga (15.1%), Acholi (14.5%), North Central (9.8%), Teso (8.8%), South Central (7.8%)**

DISTRIBUTION OF CASES BY DISTRICT

OPD BURDEN (%)

REPORTING RATE

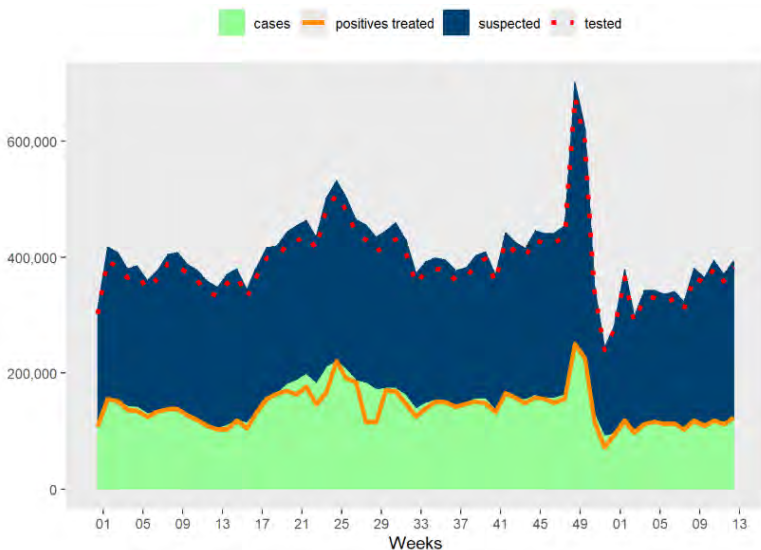


Top 10 districts reporting the most cases this week are: Agago (3769), Mayuge (3016), Kamuli (2992), Luuka (2965), Lamwo (2670), Iganga (2501), Amuru (2478), Wakiso (2257), Oyam (2172), Busia (2157)

The average OPD burden for the week was 17.1%. Highest in Acholi (32%), Teso (26.1%), Busoga (25.9%), Lango (25.4%), Karamoja (23.4%) regions. Top 10 highest OPD burden districts are: **Luuka, Amuru, Agago, Butebo, Pader, Bukedea, Lira, Bugweri, Manafwa, Kaliro**

54.8%, (80) districts posted a reporting rate above 80%. 37%, (54) districts, reported between 50 to 80%. 8.2%, (12) district posted a reporting rate below 50% this week.

CASE MANAGEMENT: Suspected malaria, tests done, cases diagnosed and treated using 1st line

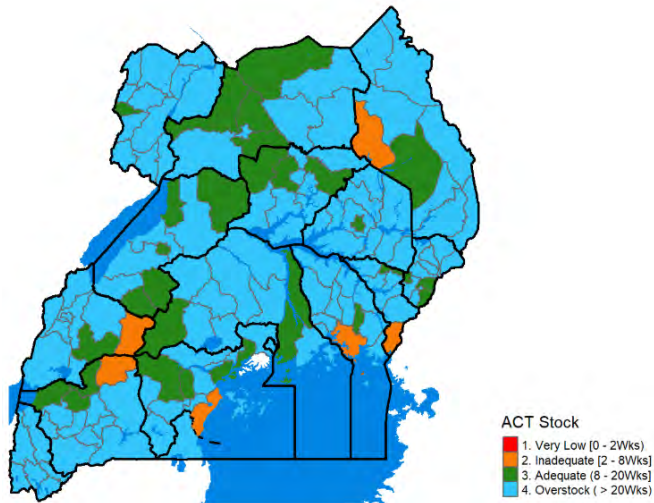


The overall national testing and treatment rates are 97.1% and 97.5% respectively. This week, 16 district(s) (Jinja City (68.4%), Jinja (70.7%), Kaberamaido (72.4%), Mityana (78.6%), Ngora (82.1%)) had a testing rate <90%.

10 districts had treatment rates below 90%. The lowest being Bududa (60.1%), Kampala (60.2%), Wakiso (62.9%), Rubirizi (68.1%), Kitagwenda (74.8%).

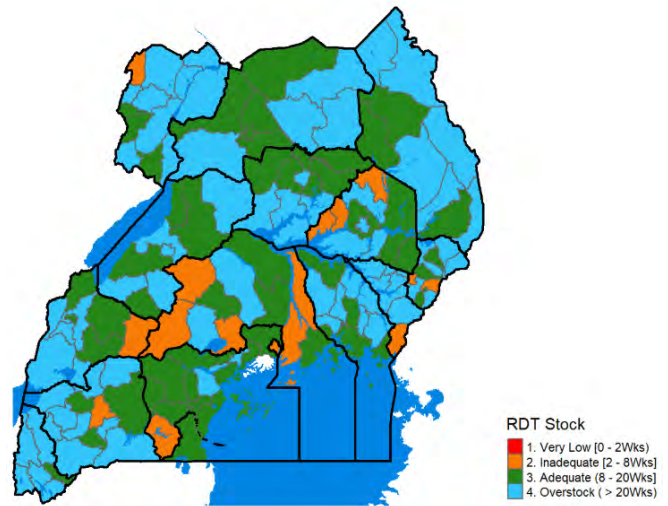
Every patient with a fever or history of fever must have a malaria test and every patient with a positive malaria must have timely treatment for malaria.

ACT AVAILABILITY IN THE DISTRICTS



4.1%, (6) district had inadequate ACT stock. District with <2 of stock: . 75.3%, (110) districts reported overstock of ACTs.

RDT AVAILABILITY IN THE DISTRICTS

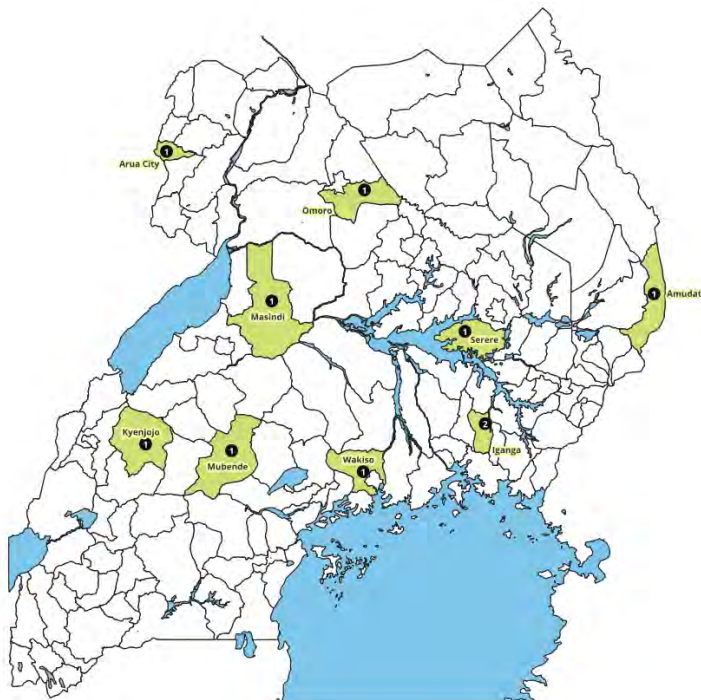


11%, (16) district had inadequate RDT stock. District with <2 of stock: . 50.7%, (74) districts reported overstock of RDTs.

All districts that have ≤ 2 weeks of stock for any commodity, REQUIRE immediate support. Districts with an asterisk (*), report less than 1 week of commodities. Emphasis should be on districts in epidemic alert and response mode, and those reporting the most cases of Malaria.

MALARIA REPORTED DEATHS

Highest deaths are reported from the following districts



District	Health Facility	Deaths
Serere	Serere Health Centre IV	1
Iganga	Iganga General Hospital	1
Kyenjojo	Midas Torch Health Centre IV	1
Iganga	Bugono Health Centre IV	1
Arua City	Arua Regional Referral Hospital	1
Amudat	Karita Health Centre IV	1
Mubende	Mubende Regional Referral Hospital	1
Omoro	Binya Health Centre III	1
Masindi	Masindi General Hospital	1
Wakiso	Kirinya (Bweyogerere) Health Centre III	1

FOR FURTHER INFORMATION, CONTACT:

Dr. Jimmy **OPIGO**, Asst Commissioner, NMCD/MOH opigojimmy@gmail.com | Dr. Daniel **KYABAYINZE**, Director Public Health, MOH kyabayinzed@gmail.com
 Paul **MBAKA**, Asst Commissioner, DHI/MOH paul.mbaka@gmail.com | Dr. Damian **RUTAZAANA** GF Country Facilitator, MOH damianamanya@gmail.com
 Dr. Daniel **ORIT**, NMCD/PHFP dorit@uniph.go.ug | Charity **MUTESI**, NMCD/PHFP charitymutesi@uniph.go.ug | Patrick **Kwizera**, NMCD/PHFP pkwizera@uniph.go.ug
 Joel Miti **TUTU**, Supply Chain Specialist, NMCD, MOH joelmititutu@gmail.com | Dr. **REK** John, Surveillance & Epidemiology, NMCD /PHFP jcedrek@gmail.com