

# ADVANCED HEAVY-DUTY WHEEL ALIGNMENT

JOSAM I-TRACK II



**JOSAM®**

A high-speed truck is shown in motion on a multi-lane highway, heading towards the viewer. The truck is white with a long trailer. In the background, another truck is visible further down the road. The scene is set during sunset or sunrise, with a bright sun low on the horizon, casting a warm, golden glow over the landscape. The sky is a mix of orange, yellow, and blue. The ground is a mix of green grass and brown earth. The overall image has a sense of speed and movement, with motion blur on the truck and the road.

# WHY WHEEL ALIGNMENT?

By measuring and adjusting wheel angles on a vehicle, fuel costs and tyre wear can be reduced. At the same time, driver comfort, road safety and driveability is improved. This leads to a better economy and environment for everyone.



# JOSAM I-TRACK II

## FAST, ACCURATE, AND REPEATABLE WHEEL ALIGNMENT

JOSAM® I-Track II is able to measure any vehicle, from light commercial vehicles and buses to heavy-duty trucks and trailers, alone or in combination. An alignment diagnosis can be made in a matter of minutes, showing any adjustments needed. This facilitates working with preventive wheel alignment, benefiting both you and your customer.

### MEASURE THEM ALL

I-Track II allows you to align any commercial vehicle:

- Trucks with multiple steered axles
- Coaches, buses and articulated buses
- Trailers and semi-trailers
- Vehicle combinations (truck + semi-trailer)
- Special vehicles such as mobile cranes and military vehicles
- Light commercial vehicles

### BUILT FOR SPEED AND HIGH-VOLUME SHOPS

I-Track II is our fastest wheel alignment system, especially suited for high-volume workshops aiming for outstanding customer care. For increased flexibility, you can choose between a dedicated alignment bay or a mobile setup.

<b>Four-axle truck:</b>	Approximately 5 minutes
<b>Truck and trailer:</b>	Approximately 8 minutes
<b>Articulated bus:</b>	Approximately 8 minutes

### INCREASE YOUR REVENUE

JOSAM wheel alignment systems create a wide range of opportunities:

- Approximately two-thirds of European trucks and trailers are misaligned, which means many vehicles are in need of alignment.
- Alignment diagnosis creates spin-off activities, like sales of suspension-related services and spare parts such as bushings, tie rods and bearings.
- High fuel and tyre prices increase the importance of regular, preventive wheel alignment to reduce operational cost for fleet owners.

### COMBINED VEHICLES

I-Track II has special capabilities for measuring vehicles and vehicle combinations with multiple centrelines. Simply mount wheel adaptors on all wheels and roll once to measure an articulated bus or a truck and semi-trailer combination. An alignment report is generated, showing results relative to each centreline.



# SUPERIOR SPEED

## AND SUPPORT FOR A MULTITUDE OF VEHICLE TYPES

I-Track II makes wheel alignment quick and easy. The short setup time, lightweight equipment and guided software ensure a fast workflow. With a wide range of accessories for different vehicle types and configurations available, the system can be configured to fit your workshop needs.

### FEATURES AND BENEFITS

- **Super fast diagnosis**

When using fixed target scales, you only need to mount wheel adaptors and measuring heads on the vehicle. This makes diagnosis of the vehicle very fast, saving you time and money.

- **Short ROI time**

Optimised for large fleets and high-volume workshops, I-Track II will instantly improve your profitability. Either by reducing fuel consumption and tyre wear for the vehicles in your fleet, or through profitable wheel alignment services you can offer to your customers.

- **Guided and easy-to-use software**

Guided measurement procedures, in combination with custom or generic specifications, reduce operator dependency.

- **Magnetic wheel adaptors**

Scratch-free wheel adaptors with nut attachment and quick release.

- **Measuring trailers and semi-trailers**

With additional tools, trailers and semi-trailers can be measured in a single roll sequence, while still attached to the pulling vehicle.

- **Perfect for bus fleets**

Modern buses are complex vehicles to align, unless you have the right system. A bus often has multiple steered axles, individual suspension and may also be articulated. I-Track II provides a full solution for bus wheel alignment, coping with common challenges of servicing buses.

- **Full frame referencing**

With the touchless chassis and body sensing tool, the centreline principle is used to determine the position of axles and wheels, the preferred measuring method approved by so many OEMs. This can also be achieved by using frame-mounted target scales.



Magnetic wheel adaptors



Semi-trailer measurement



Measuring articulated bus



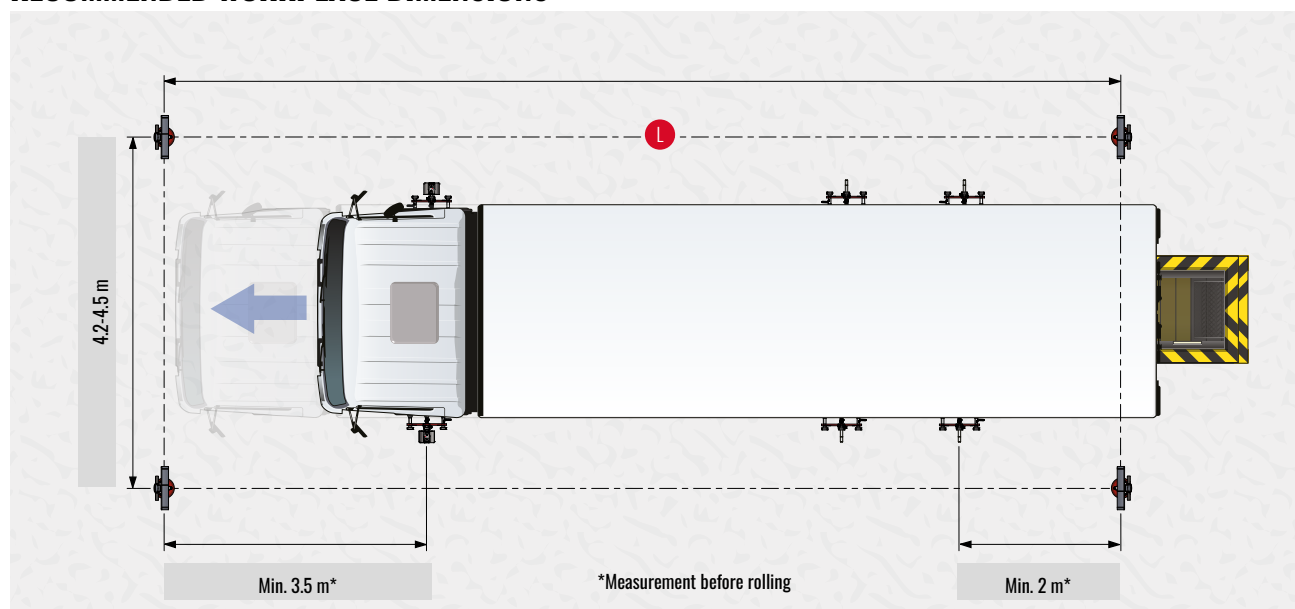
Touchless chassis and body sensing tool







# WORKPLACE SETUP

## OPTIMISE THE WHEEL ALIGNMENT PROCESS

Dedicate one or more places in the workshop to wheel alignment and perform measurement diagnosis on an assembly line basis. The area used for wheel alignment can of course be utilised for other types of work in the workplace when the system is not being used. Optionally, mobile or frame-mounted target scales can be used.

### RECOMMENDED WORKPLACE DIMENSIONS



	<b>Truck</b>	L = 15 m
	<b>Tractor + Semi-trailer</b>	L = 22 m
	<b>Semi-trailer</b>	L = 18 m
	<b>Bus</b>	L = 15 m
	<b>Articulated Bus</b>	L = 20 m
	<b>Light Commercial Vehicle</b>	L = 15 m

A combined measuring bay can be created by adding two additional fixed target scales. Contact your local JOSAM distributor to plan your workshop layout.

# FIXED OR MOBILE

## OPTIMISED FOR SPEED OR FLEXIBILITY

### FIXED TARGET SCALES

The fixed target scale installation means you only need to mount wheel adaptors and measuring heads on the vehicle, resulting in a very short setup time for each measurement.

### MOBILE OR FRAME-MOUNTED TARGET SCALES

By using mobile or frame-mounted target scales, you can perform alignments anywhere in your shop. Simply move the scales away when the workbay is needed for other purposes.



## IT'S ALL ABOUT PROFITABILITY

### Return on investment for the **fleet owner**



 **50**  
Vehicles in fleet

 **3%**  
Fuel savings

 **5%**  
Tyre savings

Savings per year  
**€135,000**

Scan the QR code or visit [www.josam.se](http://www.josam.se) to calculate how much your business can save.

### Return on investment for the **shop owner**



 **40**  
Vehicles per week in your workshop

 **67%**  
Of vehicles need alignment

 **€20,000**  
Alignment profit per month

Return on investment  
**2.3 months**

Scan the QR code or visit [www.josam.se](http://www.josam.se) to calculate ROI time based on your numbers.

# WE STAND BY YOUR SIDE

## FROM INSTALLATION TO PROFITABLE BUSINESS

### INSTALLATION AT YOUR WORKSHOP

Of course, we make sure that your equipment is delivered and installed on site as agreed. This obviously includes the adjustments required in your workshop to ensure an efficient workflow around the equipment.

### THE JOSAM ACADEMY – WORLDWIDE TRAINING PROGRAMMES

We know our products are only as good as the support and training provided. We at JOSAM are proud of our unique educational programme, which helps you and your co-workers get the most from your investment.

### SUPPORT TO KEEP YOUR BUSINESS RUNNING


In addition to our two-year warranty\* on all equipment, JOSAM is never far away. The same goes for our distributors. If you have questions or need help with something regarding JOSAM equipment, our ambition is to assist you in the best possible way.

\*Warranty does not apply to wear parts.



## TOTAL WHEEL ALIGNMENT

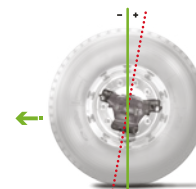
I-Track II can measure all these wheel angles:




Toe



Camber



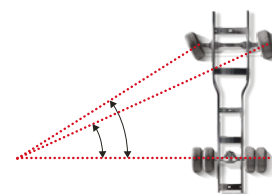
Caster



Steering gear middle position




King pin inclination (KPI)




Toe-out on turn



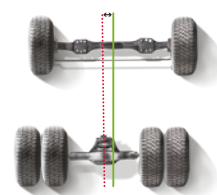
Maximum turn



Parallelism



Out of square



Offset



# PEOPLE PLANET PROFIT

We love the fact that our products contribute to a more sustainable planet and we hope you will join us. But we don't just do it to be nice. For us – and for you – JOSAM® I-Track II also means sustainable and long-term profitability.



## REPRESENTATIVE:

## MANUFACTURER:

JOSAM  
Car-O-Liner Group AB  
Box 419 • SE-701 48 Örebro • Sweden  
+46 19 30 40 00  
[info@josam.se](mailto:info@josam.se) • [josam.se](http://josam.se)



Snap-on® Total Shop Solutions offers a wide range of garage equipment solutions for workshops, garages, car dealers, and tyre shops, thanks to the specific solutions provided by its portfolio of premium brands. JOSAM is a brand of TSS and is committed to product innovation and improvement. Therefore, specifications listed in this sell sheet may change without notice. ©2025 Snap-on Incorporated. JOSAM is a trademark, registered in the United States and other countries, of Snap-on Incorporated. All rights reserved. All other marks are marks of their respective holders. sswa23098 (EU en) 04/2025



**JOSAM®**