

Getting started guide



How to access

- 1 On site?** Connect to the IMU University Wi-Fi or use a university computer, then head straight to bestpractice.bmj.com for instant access.
- 2 Off-site or at home?** Log in to the [IMU Library portal](#), select Online Databases, then click the BMJ Best Practice link to be redirected to bestpractice.bmj.com.
- 3 Create a BMJ Best Practice account for additional benefits like access to the mobile app and CME/CPD tracking.** Simply click 'Your profile', then 'Setup your free user profile', and follow the prompts.

Download the BMJ Best Practice app

1. Search for 'BMJ Best Practice' in the App Store or Google Play and download
2. Open the app and choose your preferred access method:
 - a. **On site?** Ensure your device is connected to your institution's wifi. Select the "Network/Wifi" option and follow the prompts to download the app content
 - b. **Already created a BMJ Best Practice personal account?** Select the 'Login' option and follow the prompts to download the app content.

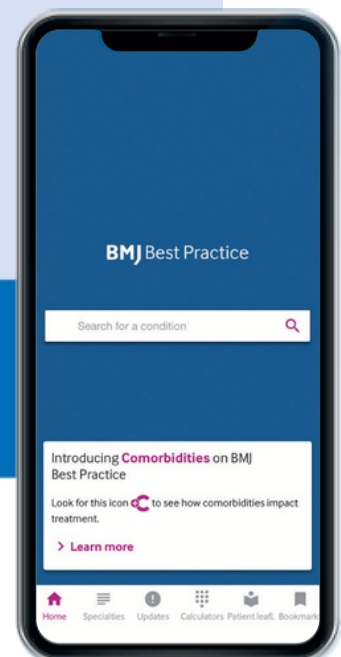
4.8 out of 5 ★★★★★











Need help? If you have any questions, please contact our local APAC team at

info.apac@bmj.com | +44 (0) 20 7111 1105

bestpractice.bmj.com



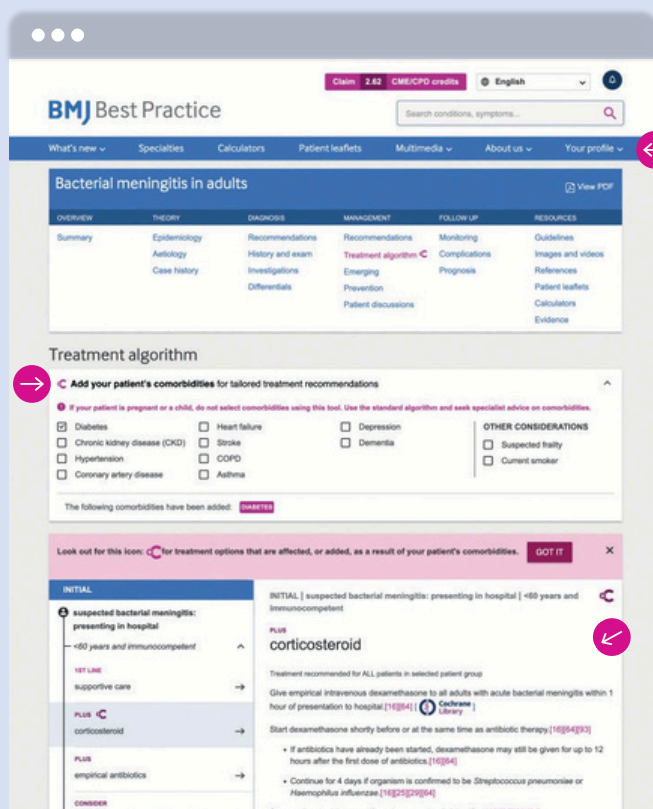
Your expert guide to diagnosis, prognosis, treatment and prevention, anytime, anywhere

-  Search thousands of clinical topics and over 6,000 clinical guidelines
-  Watch animated videos of common medical and surgical procedures
-  500+ patient leaflets which provide concise, user-friendly summaries
-  Stay current with Important Updates and Cochrane Clinical Answers highlighted within each topic
-  Ensure your ongoing professional development, with automatic CME/CPD tracking
-  Get quick criteria and calculation support with 250+ medical calculators
-  Get step-by-step guidance via our unique treatment algorithm tables
-  Access anywhere, online and offline with the BMJ Best Practice app.



Comorbidities Manager available within BMJ Best Practice

- The Comorbidities Manager supports the management of the whole patient by providing guidance on the treatment of acute conditions alongside their pre-existing comorbidities
- You can select from a range of common, high-cost comorbidities to generate an instant treatment plan tailored to the unique needs of the patient
- The Comorbidities Manager makes it easy to quickly treat and stabilise patients with comorbidities. This effective management of the patient increases efficiencies and quality of care, ultimately leading to better clinical outcomes, shorter hospital stays and fewer readmissions.



Follow these steps to use

- 1 Click on 'Your Profile' and select 'Comorbidities Manager' from the list
- 2 Select your chosen acute topic from the list. We are adding more topics to this list all the time, so keep checking back for updates
- 3 Navigate to the 'Treatment algorithm' section of your chosen acute topic. The pink C+ symbol highlights that the Comorbidities Manager is available for this topic
- 4 Select from a list of common comorbidities. You can select as many comorbidities as you like. You will see the pink C+ symbol when a treatment option may be impacted by the comorbidities that have been selected.