

اولير OLLER

Catalogue

Working
Together
for Higher
Standards

ABOUT US

OLLER based in Dubai, is a leading distributor of premium elevator components across the Middle East and GCC. As the exclusive representative of globally renowned manufacturers Brugg Lifting and Savera, OLLER ensures the highest standards in elevator safety and performance. By partnering with additional industry leaders like Arkle and Fermator, OLLER offers a comprehensive portfolio of products, including guide rails, wire ropes, control systems, and automatic doors, providing tailored solutions for a variety of elevator applications.

At OLLER, we are committed to delivering exceptional quality and reliability to our clients. We focus on building long-term relationships with elevator companies, ensuring that they have access to world-class products backed by expert support. Our dedication to customer satisfaction and our emphasis on delivering value are what set us apart in the region's competitive market.

Our goal is to continuously raise the bar in the elevator industry by offering cutting-edge solutions that enhance safety, performance, and efficiency. We strive to be recognized as the most trusted distributor in the region, known for our integrity, expertise, and ability to meet the evolving needs of our clients with the finest products and services.

Elevator Ropes

BRUGG
Lifting

ABOUT BRUGG

Brugg Lifting, based in Switzerland, is a renowned manufacturer of high-quality wire ropes and hoisting solutions for elevators. With over a century of experience, Brugg Lifting is known for its innovative technology and commitment to safety, offering reliable products that ensure optimal elevator performance across various applications worldwide.

Brugg's high-quality ropes extend the lifespan of your elevators, saving time and cost-per-use. Design lighter, safer, and more modern elevators with a range of tailored solutions and personalized support from our global team of experts.

Take your elevators to the next level with BRUGG Lifting's premium rope technology.



BRUGG'S ROPES

			Elastic elongation	Permanent elongation
BRUrope SteelCore		HRS <ul style="list-style-type: none">• Steel Core Rope• 9 Strands• Parallel Lay	0,070 %	0,090 %
		TSR <ul style="list-style-type: none">• Steel Core Rope• 6 Strands• Zinc-Plated• Separate Lay	0,102 %	0,120 %
		SCX9 <ul style="list-style-type: none">• Steel Core Rope• 9 Strands• Separate Lay	0,083 %	0,100 %
		SCX8 <ul style="list-style-type: none">• Steel Core Rope• 8 Strands• Separate Lay	0,096 %	0,120 %
BRUrope MixedCore		MCX9 <ul style="list-style-type: none">• Wire Rope with Polypropylene Fiber Core• 9 Strands• Separate Lay	0,093 %	0,200 %
		DP9 <ul style="list-style-type: none">• Wire Rope with Polypropylene Fiber Core• 9 Strands• Parallel Lay	0,091 %	0,200 %
BRUrope FiberCore		8 x19 <ul style="list-style-type: none">• Wire Rope with Sisal Fiber Core• 8 Strands	0,101 %	0,290 %

BRUGG'S ROPES



8x19

- Wire Rope with
- Polypropylene Core
- 8 Strands
- Seale



8x25

- Wire Rope with
- Polypropylene Core
- 8 Strands
- Filler



6x19

- Wire Rope with
- Polypropylene Core
- 6 Strands
- Seale



8x19

- Wire Rope with
- Polypropylene Core
- 8 Strands
- Seale

Download Full Catalogue



Guide Rails



ABOUT SAVERA

Savera is a leading Spanish manufacturer of elevator guide rails, known for its high-precision engineering and durable products. With a strong focus on safety and performance, Savera supplies guide rails to elevator companies worldwide, ensuring smooth and reliable operation in both residential and commercial applications.

SUPER rails meet or exceed the requirements of ISO 7465. SUPER offers the best performance in the industry for a “standard” rail.

EXTRA rails meet or exceed the requirements of ISO 7465 (Class 1) and offer 100% control of straightness. When ride quality is important in high-rise installations, EXTRA is for you.

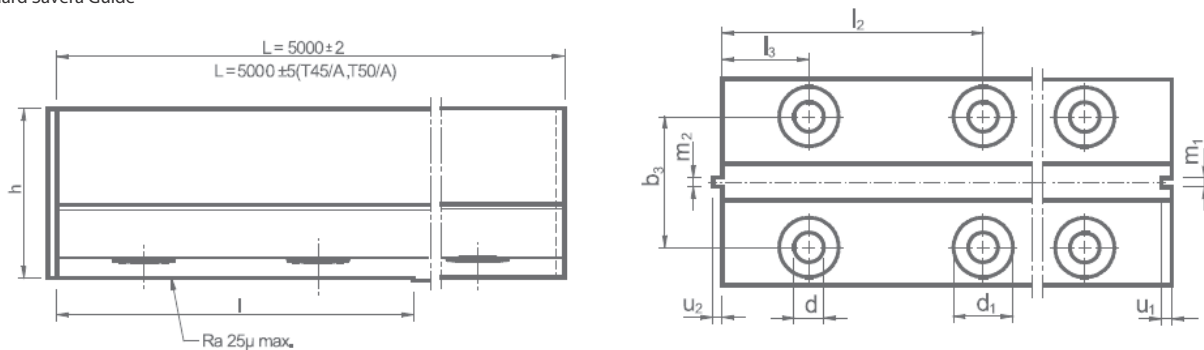
STAR rails are the ultimate in quality and performance. The tolerances and straightness of STAR rails are unique to the entire industry. STAR is a must for high-speed high rise projects. STAR PLUS is the highly acclaimed rail system for the ultimate in ride quality.



SAVERA SUPER GUIDE RAILS

RideSuper

Standard Savera Guide

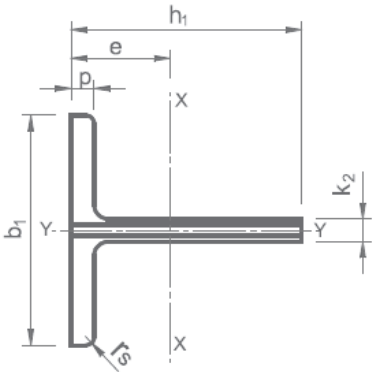
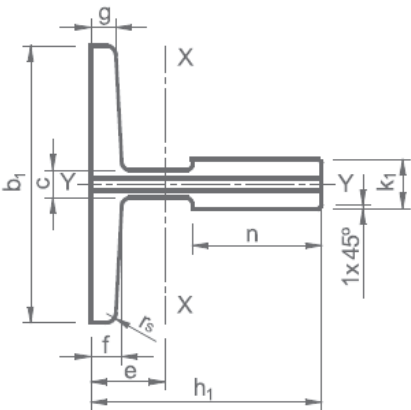


Cold Drawn	T45/A	d	d ₁	b ₂	b ₃ ± 0,20	l ₁ ⁺³ / ₊₀	l ₂ ± 0,20	l ₃ ± 0,20	v ⁺³ / ₊₀	Tornillo Bolt	Arandela Washer
	T45/A	9		50	25	160	65	15	8	M8 X 25	A-8
	T50/A	9		50	30	200	75	25	8	M8 X 25	A-8
	T70/A	13	26	70	42	250	105	25	10	M12 X 35	A-12
	T82/A	13	26	80	50,8	216	81	27	10	M12 X 35	A-12
Machined	T82/B	13	26	80	50,8	216	81	27	10	M12 X 35	A-12
	T90/B	13	26	90	57,2	305	114,3	38,1	13	M12 X 40	A-12
	T125/B	17	33	130	79,4	305	114,3	38,1	18	M16 X 50	A-16

SAVERA SUPER GUIDE RAILS

RideSuper

Standard Savera Guide



		b ₁ ± 1	h ₁ ± 0,20				k ₁ ± 0,15					p ± 0,50	r _s	m ₁ ^{+0,06} ₋₀	m ₂ ^{+0,06} _{-0,06}	u ₁ ± 0,10	u ₂ ± 0,10	Enderezado/ Straightness	
																		f/5m max mm	f/m max mm
Cold Drawn	T45/A	45	45				5					5	1	2	1,97	2,5	2	3,5	0,7
	T50/A	50	50				5					5	1	2	1,97	2,5	2	3,5	0,7
		b ₁ ± 1,50	A ± 0,10 B ± 0,75 h ₁	h ± 0,08	l ⁺³ ₋₀	+0,10 k ₁ -0	+0,10 k ₂ -0	n ⁺³ ₋₀	c	g ± 0,75	f ± 0,75	p ± 0,75	r _s	m ₁ ^{+0,06} ₋₀	m ₂ ^{+0,06} _{-0,06}	u ₁ ± 0,10	u ₂ ± 0,10		
	T70/A	70	65	-	-	9	-	34	6	6	8	-	1,5	3	2,97	3,5	3	2,5	0,5
	T82/A	82	68	-	-	9	-	34	7,5	6	8,25	-	3	3	2,97	3,5	3	2,5	0,5
Machined	T82/B	82	68	66,6	111	9	-	34	7,5	6	8,25	-	3	3	2,97	3,5	3	2	0,4
	T90/B	90	75	74	156	16	-	42	10	8	10	-	4	6,4	6,37	7,14	6,35	1,75	0,35
	T125/B	125	82	81	156	16	-	42	10	9	12	-	4	6,4	6,37	7,14	6,35	1,5	0,3



Download Full Catalogue

Doors Systems

fermator
AUTOMATIC DOORS FOR LIFTS

ABOUT FERMATOR

Fermator is a global leader in the manufacturing of automatic elevator doors, known for their focus on safety, durability, and precision. With decades of industry expertise, Fermator's products are trusted for their quality and seamless performance, meeting international standards and serving clients in over 90 countries.

Fermator's product line includes single, double, and multi-panel sliding doors, as well as fire-rated and heavy-duty doors. These solutions are designed for various applications, from residential to high-traffic commercial buildings, ensuring smooth integration and reliable operation across different elevator systems.



DOOR MECHANISMS



GENERAL FEATURES

Noise level	< 53 dB.
Total weight	Reference: T2 PL 800 mm HL 2.000 mm 120 x 60 mm frame, with sheet metal panels - 71 kg.
Safety closing system	With spring.

INSTALLATION

Pre-adjusted and tested to simplify the installation.

DOOR PANELS

The Compact Line from Fermator offers a range of space-saving elevator doors, designed for smaller shafts without compromising on performance or safety. These doors are ideal for residential and low-traffic buildings, combining smooth operation with durability and easy installation. Compact doors are suitable for up to 350,000 c/y and lift speeds of under 2m/s.

The ELITE Line is Fermator's premium range of automatic doors, built for high-traffic and commercial applications. Known for their robust construction and advanced technology, ELITE doors ensure reliable operation, enhanced safety features, and minimal maintenance, making them ideal for demanding environments. Elite doors are suitable for high traffic areas with up to 800000 cycle per year and speeds of up to 2.5 m/s.

Download Full Catalogues

COMPACT Doors



ELITE Doors



Control Boards



ABOUT ARKEL

Founded in 1998, ARKEL A.Ş. is the leader in R&D and engineering services and production of lift control boards, control panels, emergency rescue systems, inspection boxes, alarm sets, VVVF drives, integrated lift control units and other electronic devices.

ARKEL exported its first product in 2003, introducing EN81-1/2 lifts standard in 2005 during the process of integration of Turkey with the EU. Since 2006, the Company has been marketing its products to the EU countries.

ARKEL currently exports its products to many countries in the Middle East, Africa, Europe and Asia and Australia.



ARCODE



ARCODE is an advanced elevator control system designed to optimize performance and energy efficiency. With a focus on reducing operational costs, ARCODE offers seamless integration with existing elevator infrastructures and features smart traffic management to minimize wait times.

Its user-friendly interface and robust security features set it apart, making it an ideal choice for buildings looking to enhance passenger experience while maintaining cost-effective operations.

Download Full Catalogue



ARCUBE



ARCUBE is Arkel's state-of-the-art elevator drive solution, known for its compact design and powerful performance. Engineered for smooth and precise control, ARCUBE reduces noise and vibrations during elevator operation, enhancing ride comfort.

Its energy-saving technology and quick response times make it a standout choice for high-traffic commercial buildings where efficiency and reliability are critical.

Download Full Catalogue



