



2001 H Street

Bakersfield, CA 93301

(661) 324-1369

1,552 Seat Capacity

Parking



Stage Size

27'D x 48'W



Pit Size

11'6"D x 42'W x 4'H



Proscenium Dimensions

48'Wx26'11"H

Grid Height

60'

SL Wing

16'18"W x 24'7"D

SR Wing

12'W x 24'7"D

Loading Doors (Alley Stage Floor Access)

8'W x 13' 6"H



13'5" from alley to loading door



34'10" from stage door to warehouse storage door

Shore Power

50A/125/250v

Located outside of stage load in door



Stage Power

400 AMP 120/208 3 Phase Upstage Right with Cam Lock Connectors

no reverse

200 AMP 120/208 3 Phase Upstage Right (Transformer Isolated)



150 AMP 120/208 Downstage Leg(Transformer Isolated)

150 AMP 120/208 Downstage Leg with Cam Lock Connectors no
reverse



20 AMP (3) 120 Upstage Center Stage feeds
(Transformer Isolated) 29' Quads



Dressing Rooms

(Upstairs Stage Left)

(1) 10' X 16'

(3) 8'3" X 9'1"

(1) 10' X 9'6"



10' X 16'

Dressing Rooms (Upstairs Stage Left)



8'3" X 9'1"

Communication

Wireless Broadband internet

Clearcom

Green Room/ Production Office Stage Level (Stage Left)

12' X 20'

Wired internet



Video Projection

21'X46' Front Projection Screen

White CYC curtain

Christie CP4220 Projector 22k Lumens

Extron DTP USW 333 Three input switcher with integrated long distance DTP Transmitter . Can be sent from booth, FOH and from stage.

Kramer 4 X 2 HDMI Matrix Switcher Vs-42UHD up in booth



AP Lighting:

(14)– Source 4 Lekos w/ 19 degree barrels (4) w/ 10 degree barrels
(on balcony rail)

US Lighting:

(10) Elation ZFX platinum wash\

MS Lighting:

(8) Martin Mac 2k Profile

DS Lighting:

(8) Martin Mac 2k Performance

(32)Elation Arena Par Zoom

(2) LED Audience Blinders



Lighting Console:

1– Avolites Sapphire Touch

4– Hardwired 5– wire DMX from SR to FOH

2– Cat 6 from SR to FOH

2– Isolated 15 amp 120V circuits from SR to FOH.

Truss:

1– 40' Truss hung with 2– One Ton Chain Motors, hung 16' off the DS, rope ladder, and all fall protection gear.

1– Four Way Skjonberg Chain Motor Control

4– 1/8 ton Chain Motors

10– 1 Ton Chain Motors

Six of the ten motors are used for the PA and 2 are used for the DS Lighting Truss and 2 are used for the Mid stage Lighting Truss.

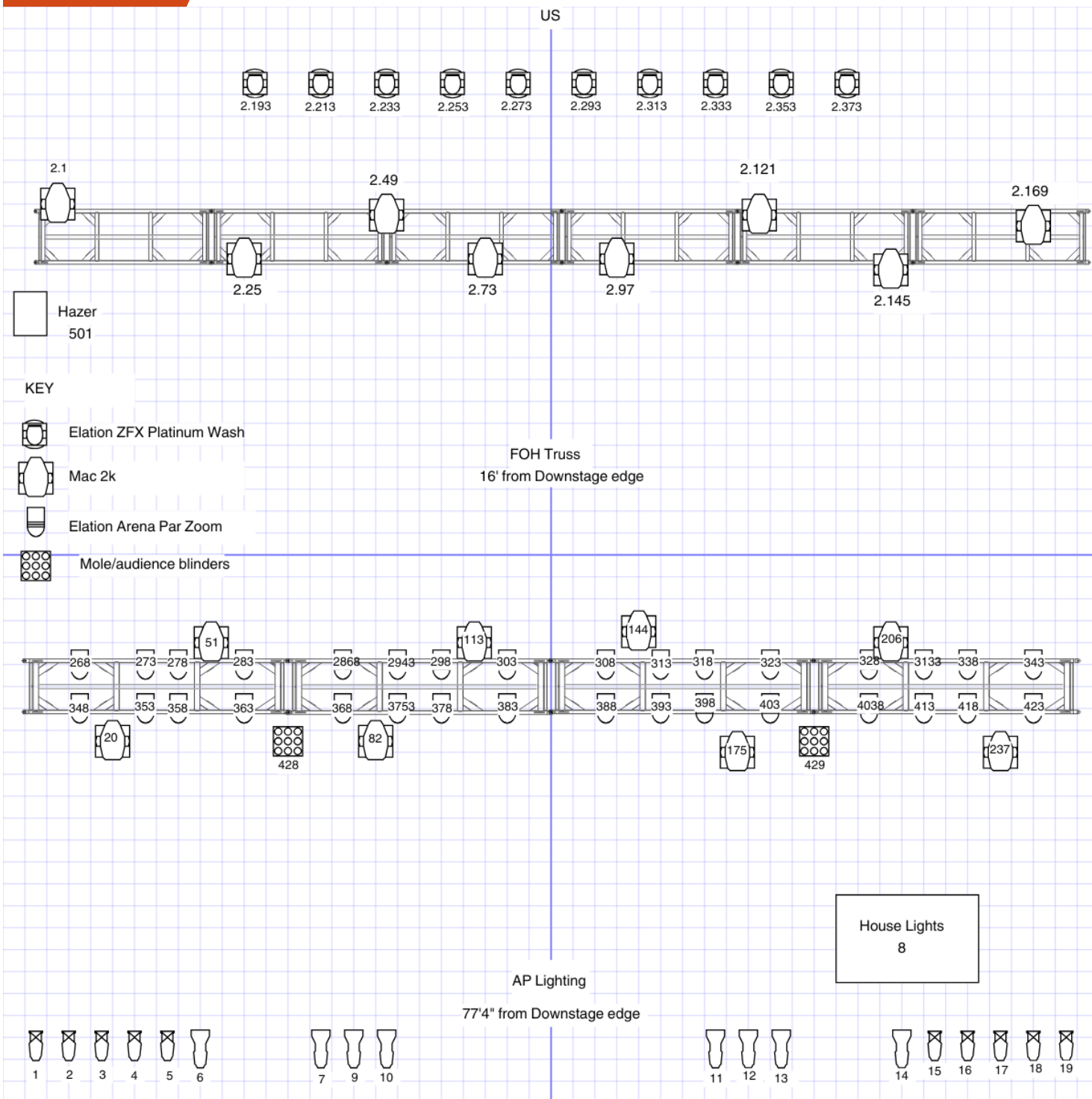
Spotlights:

4– LYCIAN Super Star 2.5—2500W

Single-ended HMI/MSR metal halide lamp, 5600K Color Temperature

Hazer:

1 - Star Hazer 2 (DMX capability)- Oil Based





Clearcom:

1– Base Station

9– Belt Packs

9– Headsets

Sound Equipment List

Audio Consoles:

1– Midas M32

1– Midas M32R

2-Midas S32 Stagebox

Touring FOH Position

Located at the rear of the center orchestra section underneath the balcony overhang 90' from the DS edge of the stage

24' X 8" area enclosed by a retaining wall

Approximate Cable run from stage to FOH position: 160'

On stage suggested positions

SL Audio World

SR Lighting World

(2) 20 amp circuits at FOH



(2) Clearcom connections



(2) Ethercon connections that connect to SL wall plate



Speaker/ Amplification System

12-L'Acoustic Kara II flown per side

3-L'Acoustic KS21 Flyable subs flown per side

2-L'Acoustic KS28 subs on the ground in the pit

4-L' Acoustic X8 across the stage for Front Fills.

Outputs are Left tops, Right tops, Sub, and Front
Fills

All amps are LA4X US and LA12X US.

Monitors

Audiotechnik MAX15 package

(includes 8 x d&b Audiotechnik

MAX15 Stage Monitors, 2 x P1200a

Max Card Amp, 2 QSC GX5

Microphones/ ETC

1-Shure MX418 D/C Cardioid Condenser Desktop Microphone

1-Shure Beta 52a 4-Shure Beta 87 5-Shure SM58 5-Shure SM57 5-

Shure SM81 1-Shure Beta 91 4-Shure Beta 98 1-Crown PCC160 1-

Shure KSM32 4- Shure QLDX4 Wireless Handheld mic with Beta 87A

Capsules and SM58 Capsules 1- Radial JPC Stereo PC DI 1-Horizon

Straightline Passive DI 1-Rapco DB-100 DI 2-Ramtech Passive DI 1-

Rapco DP-200 Stereo DI 3-Behringer Ultra ModRadial Engineering JDI

Passive DI 3- Radial Engineering J48 Active DI 3- Countryman Type 85

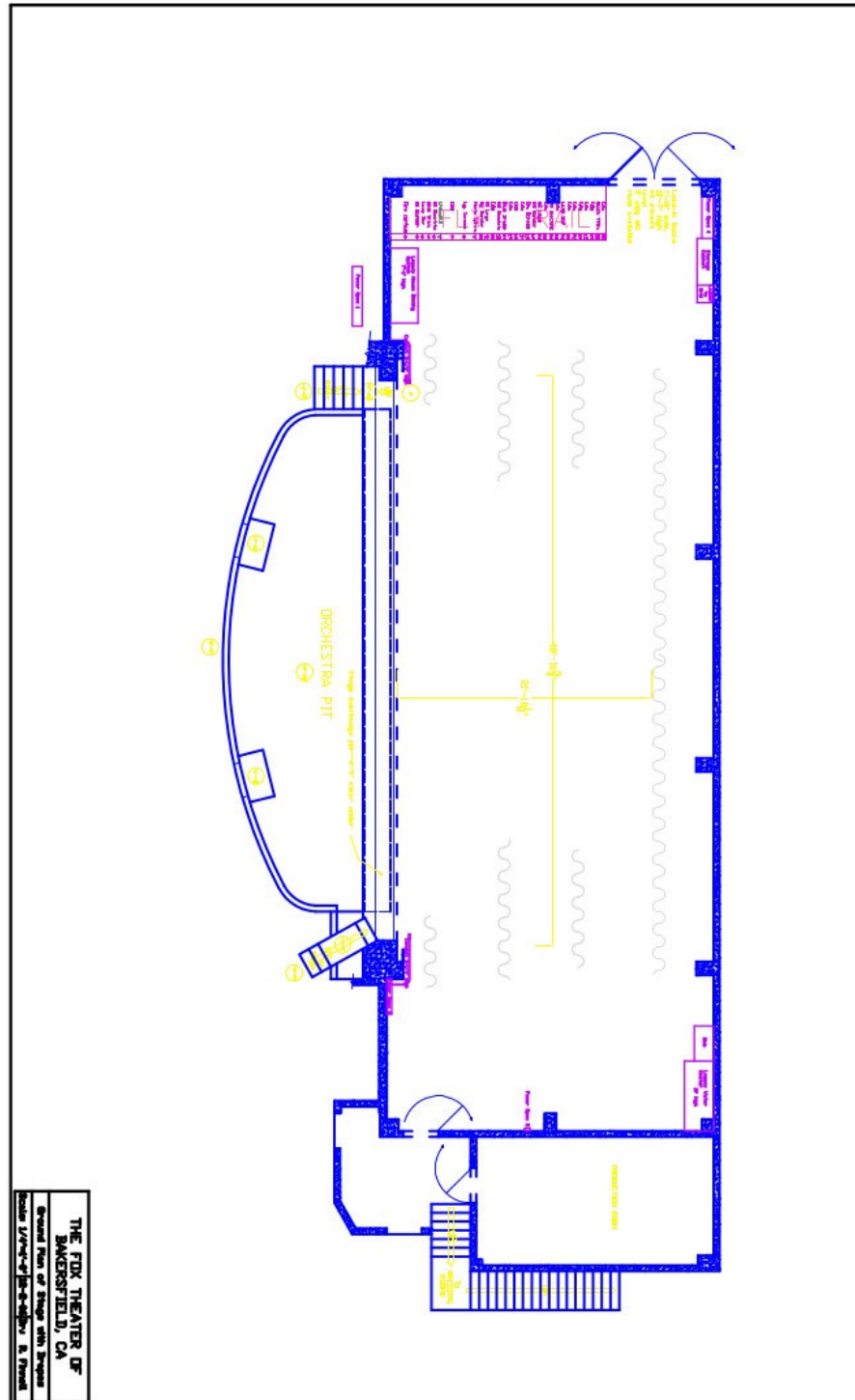
FET D.I. Box

Lifts

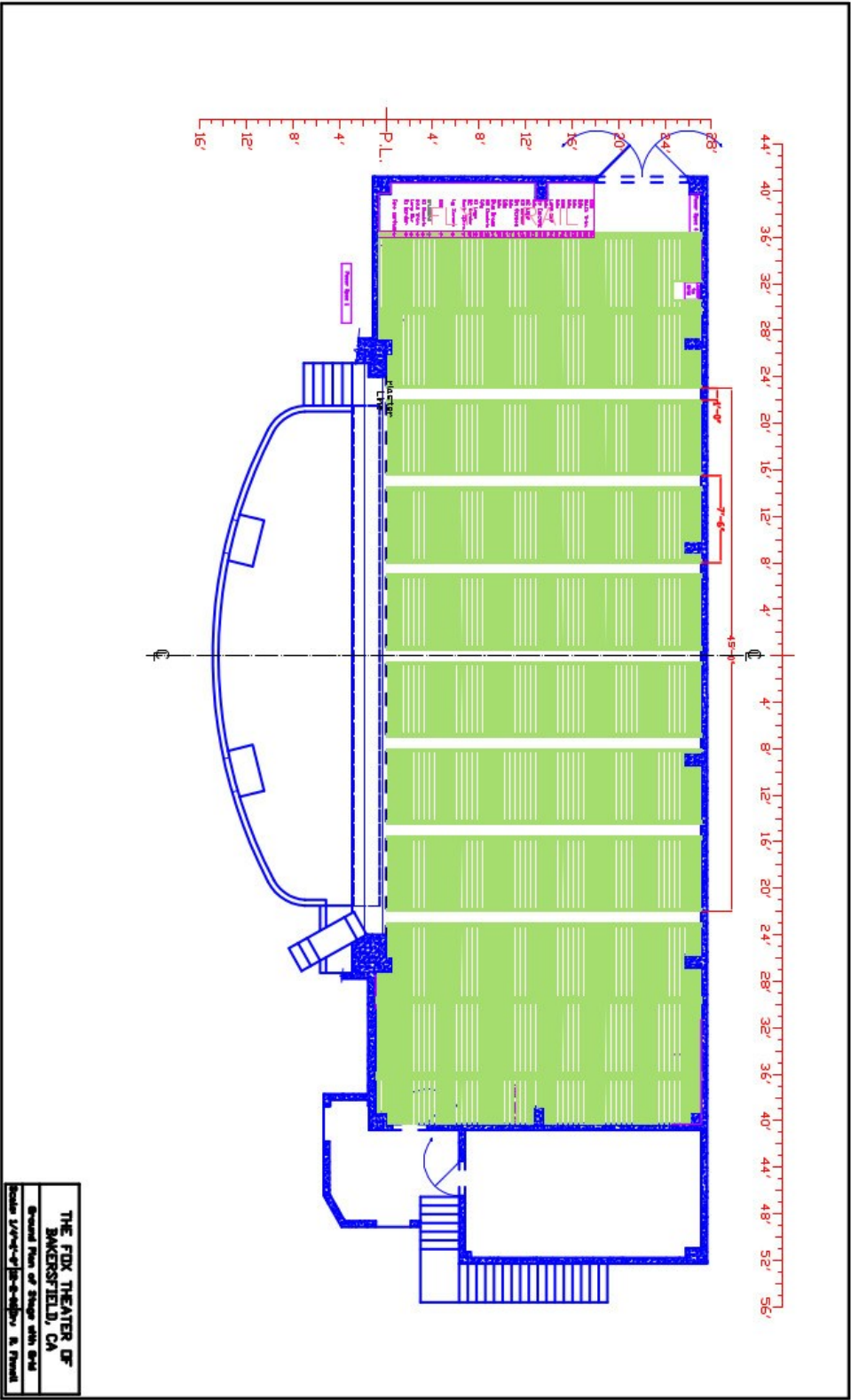
Genie AWP-24



Bakersfield Fox Theater Plan with Drapes Model with dimension



Bakersfield Fox Theater Plan with Grid Model



Line	Distance From Plaster Line	Equipment on line	Notes
1	1'2"	Fire Curtain	
2	2'3"	Border	
3	3'1"	Not usable due to PA	
4	4'2"	not usable due to PA	
5	5'4"	Worklights	
6	unusable		
7	7'	Gold traveler/ Main	
8	9'7"	Large Screen	
		Double baton- only	
9	10'4"	24'6" wide	
10	11'	Border	
11	11'8"	Legs	redone
12	12'5"	Open	redone 1.16.26
13	13'	Worklights	
14	13'8"	Black Mid stage Drape	redone
		Open but unusable if	
		Mid stage lighting	
15	14'5"	truss is in	
		Open but unusable if	
		Mid stage lighting	
16	15'1"	truss is in	
		Open but unusable if	
		Mid stage lighting	
17	15'9"	truss is in	
		Open but unusable if	
		Mid stage lighting	
18	16'5"	truss is in	
19	17'1"	Border	
20	17'9"	Legs	
21	18'6"	Open	
22	19'2"	Worklights	
23	19'11"	ZFX	redone 4/17/25
24	20'8"	Open	
25	21'5"	Open	redone 2/6/25
26	22'1"	Open	redone 1.14.26
27	22'10"	Open	redone
28	23'7"	Open	redone 1.14.26
29	24'8"	Open	redone 4/18/25
		Traveler Black	
30	24'11"	Backdrop	
31	25'2"	CYC Curtain	redone 2/6/25



Risers

Four 4'x8'x16"

Thirteen 4'x8'x24"

Nicolas Gardner

Production Manager

nick@thebakersfieldfox.com

Emilia Aliti

Office Manager

emi@thebakersfieldfox.com