

PRO380-Compact

Big insights, small package



The smallest 3 phase, direct connected, MID approved meter



Specifications

- Casing: PC flame resistant plastic
- Voltage: 230/400V AC
- Current: 5/45A
- Frequency: 50Hz / 60Hz
- LED: 10.000 pulses/kWh
- S0: 1.000 pulses/kWh
- Active energy accuracy class: ≤25A = Class 1 or B >25A = Class 2 or A
- LCD scroll time: 10s
- Backlight: ON
- Calculation method: forward + reverse
- Data store: The data can be stored for more than 10 years without power
- Operating humidity: ≤75%
- Storage humidity: ≤95%
- Operating temperature: -40°C - +70°C

RS485 communication specifications


- Bus type: RS485
- Protocol: Modbus RTU (16 bit CRC)
- Baud rate: 300, 600, 1200, 2400, 4800 and 9600 (default)
- Address range: 1 (default)-247 user settable
- Modbus parity: Even (default), none and odd

Certificates

- 2014/32/EU
- IEC 62052-11
- IEC 62053-21
- IEC 62053-23
- EN 50470-1
- EN 50470-3

Dimensions

- Length: 119.95 mm
- Width: 65 mm
- Height: 21.50 mm
- Weight: 120 gr

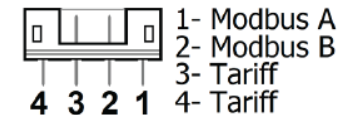
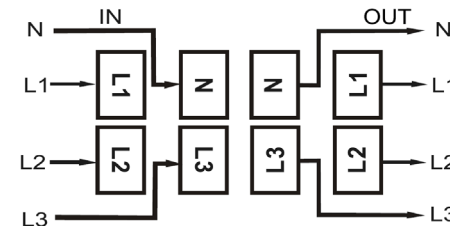


119.95mm

65 mm

Connection diagram (3 phase/4wire)*

- L1 (IN) Phase 1 input - L1 (OUT) Phase 1 output
- L2 (IN) Phase 2 input - L2 (OUT) Phase 2 output
- L3 (IN) Phase 3 input - L3 (OUT) Phase 3 output
- N (IN) Neutral input - N (OUT) Neutral output
- 1 & 2 Modbus communication contact
- 3 & 4 External tariff input



*1 phase 2 wire connection also possible

Wiring up to 25A application: 2.5 mm² stranded wire with Klauke 6304 insulated solderless terminals

Wiring up to 45A application: 6 mm² stranded wire with Klauke 6504 insulated solderless terminals

LCD scrolling pages

1. Total active energy (kWh)
2. T1 active energy (kWh T1)
3. T2 active energy (kWh T2)
4. T3 active energy (kWh T3)
5. CRC (0607E329)

