

Quick Start Guide

Quote and bind Adaptive Insurance’s GridProtect parametric policy for short-term power outages in as little as 3 minutes. Intuitive and quick (we timed it ourselves).

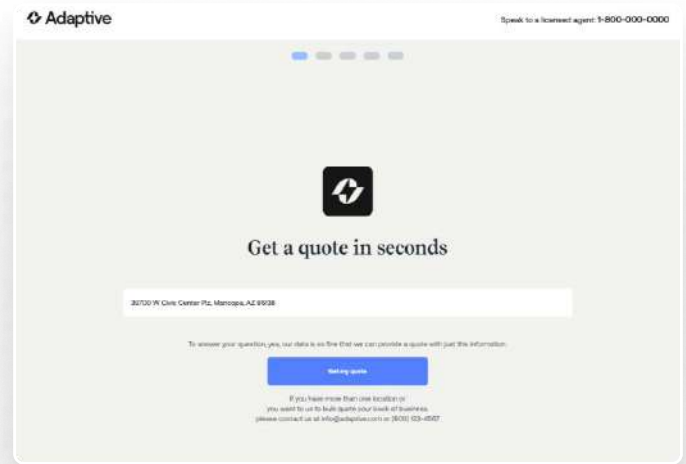
Enter Address

Once you’re onboarded as an agent:

Go to app.adaptiveinsurance.com (you can also access the quote flow from the “Start a Quote” button in the top right corner of the agent portal).

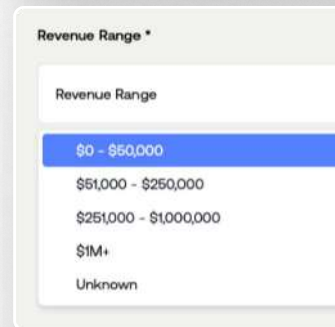
Enter your customer’s business address (the physical location that will be insured). Then click **“Get my quote.”**

We can also bulk quote your book of business. Contact us.



Select Business Revenue Range

Choose the business revenue range for your customer’s location. (We use this to provide a more accurate coverage recommendation). Then click **“Next.”**

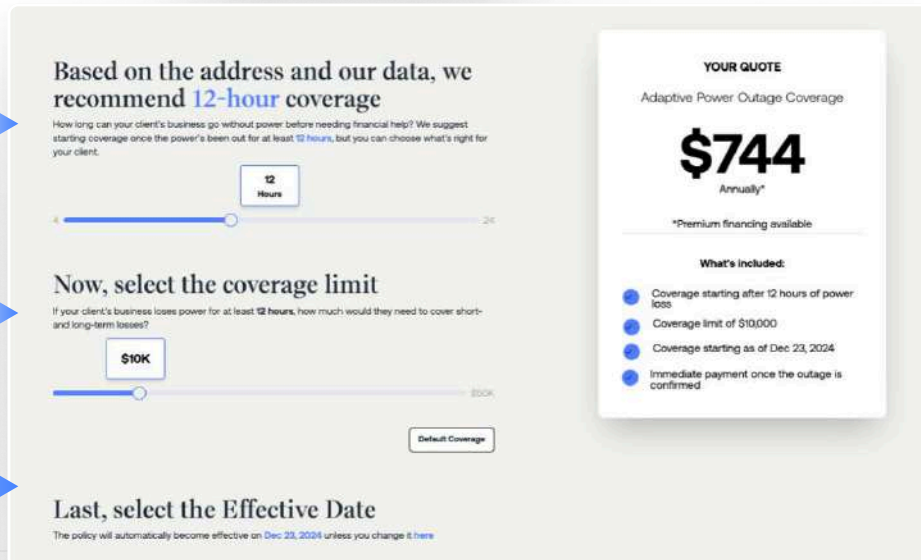


Choose Coverage

Use the slider to adjust the **power outage trigger** - at what hour does your customer begin to feel the financial effects of a power outage?

Use the next slider to adjust the **coverage limit** - how much revenue does your customer stand to lose if the power goes out for that many hours?

Lastly, confirm the **Effective Date**. Then click **“Next.”**



Business Information

The “Business Information” page is standard - simply fill in the fields with your customer’s business information.

Business Type *
This helps us verify the coverage limit is aligned with the business revenues

Hospitality

Business Legal Name *

Coffee Queen

Mailing address is the same of main address

Billing address is the same of main address

Review + Applicant Statement

Almost finished. Along with checking the info is correct, be sure to read the Applicant Statement and click the box(es) at the bottom before moving to payment. Then click “Confirm” in the lower right corner.

Almost finished. Here's a summary:

Business Legal Name:	Coffee Must Test
Business Address:	39700 W Civic Center Plz, Maricopa, AZ, 85138
Contact Person:	Ann Byington
Business Type:	Hospitality
Effective date:	Dec 23, 2024

I agree that the insurance policy that I am applying to purchase is being issued by an insurer that is not licensed by the State of Texas, and I acknowledge that the language in the D-1 form may apply to this policy. Here is a blank D-1 form. You're free to have the insured sign this, but we don't need you to send it to us.

I am aware that an SL-2 form must be submitted after bind.

I affirm that the effective date I'm requesting is Dec 23, 2024.

YOUR QUOTE
Billed Annually

Adaptive Power Outage Coverage	\$645.00
Policy fee	\$76.00
Surplus lines fee	\$16.47
Surplus lines stamping fee	\$13.00
Total	\$750.47

What's included:

- Coverage starting after 12 hours of power loss
- Coverage limit of \$10,000
- Coverage starting as of Dec 23, 2024
- Immediate payment once the outage is confirmed

[Download Quote Doc.](#)

Payment

You'll be taken to the portal of our payment partner, Ascend. You can choose premium financing to pay over time or pay in full. Then simply follow the instructions for ACH, credit card, or wire payment.

How would you like to pay?

Pay over time
ascend
\$99.25
per payment for 10 installments
+ Transaction fee

Interest in total: \$74.10
Downpayment: \$304.60

Pay over time

OR

Pay in full
\$1,223.00
+ Transaction fees

Pay in full

Confirmation

Once payment is confirmed, you'll be returned to the Adaptive site. Just as we promised - fast and easy.

You'll also be able to see the policy and all the associated information in Adaptive's agent portal.

Gaining the upper hand on Mother Nature

Congratulations - your client is now one step closer to proactively defending themselves against the growing impact of climate change. Adaptive Insurance is honored to help make that happen.