


WM Egg Case Packer



Witty
Machines



The Witty Machines Egg Case Packer is a **fully automated case packer** that packs egg cartons into transport boxes at the end of your egg grader. It measures **only one meter in width** and fits inline within the pitch of your current egg packing lines.

Highlights

High performance

With up to 50 000 eggs/hour of packing performance, it's engineered to keep up with the throughput on your grading lanes. It helps you get more out of your packing operation.

Flexible integration

It can pack cardboard boxes, display cases and plastic boxes. Easy to integrate with case erectors, box destackers and palletizers to fully automate your end of line operation.

Compact footprint

With a footprint of only 1x1.5m, it fits inline in the tightest of facilities. Access to the upstream lane remains unrestricted to deal with issues and speed up changeovers.

Warranty

We stand behind the quality of our machines. A full year warranty gives you peace of mind and reduced cost of ownership.

Low cost of ownership

The Case Packer is designed to give you the best possible value for your investment. With simple design and smart component choices, the operational cost is driven to a minimum.

Product quality control

With advanced AI quality control, the machine will detect even the smallest of defects. Crushed or open cartons, missing labels, best before dates and more. Only compliant products get packed into transport boxes.



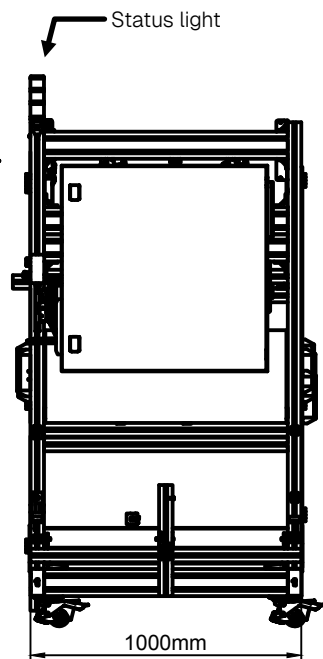
Swiss Made

Every machine is engineered, rigorously tested and manufactured in Switzerland to high standards.

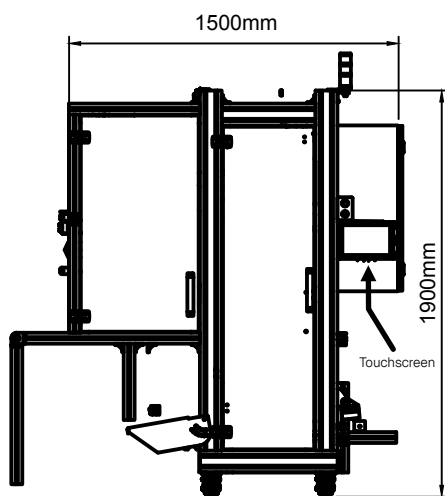
CE Safety compliant

Our machines meet all the EU Machinery Directives and are CE compliant.

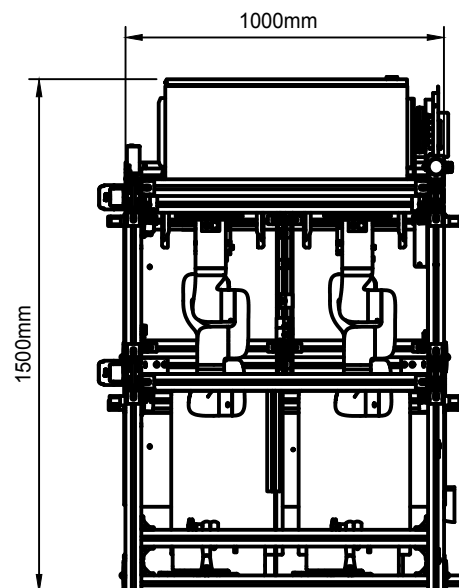
WM Egg Case Packer



Back View



Side View



Top View

Technical specifications

Packing throughput	Up to 50 000 eggs/hour
Dimensions (W x L x H)	1 x 1.5 x 1.9 meters
Weight	150 kg
Materials	Stainless steel aluminum
Power input	100-240 VAC
Power Consumption	1500W peak
Pneumatic pressure	6 bar
Quality control	Visual product quality control with rejection
Maximum case dimensions	400x800mm
Supported case types	Cardboard, IFCO, RPCs, display cases and more

Notes

Packing speed depends on packing pattern, carton size and cases used. Ask us for the exact speed on your packing configurations.

The machine can be modified to suit different box dimensions.

Standard features

- Fully autonomous case packing
- 10 inch touchscreen
- Product input gate
- Status light
- CE and safety compliance
- Product quality control
- Faulty product rejection
- Two case conveyors
- Remote diagnostics

Available options

- Larger product rejection buffer
- Integration with traceability software
- Cutter for half dozen cartons

Witty Machines AG

Zeughausstrasse 31, 8005, Zürich, Switzerland
E-mail: kenneth.blomqvist@witty-machines.com
Telephone: +41 77 224 5532

www.witty-machines.com

[witty-machines](https://www.linkedin.com/company/witty-machines)