

Technical sheet :

# **FLOATING FORK CARRIAGE WITH SIDE SHIFT (MT)**

---








## **Customer benefits**

- Floating fork carriage with hydraulic side shift for an efficient load placement.
- Load backrest for a higher load stability.







## **Technical characteristics**

- Hydraulic line required to allow fork movement from the cab.
- Pin type forks.
- Bolt-on load backrest for a better longevity.

[The 3D picture at the top of this page is the reference TFF 35 DL 1040 - 751543].

Capacities	TFF 29 DL 1040	TFF 35 DL 1040	TFF 35 DL 1300	TFF 45 DL 1040	TFF 45 DL 1300
Capacity (kg)	2900	3500	3500	4500	4500
Weight and dimensions					
Width (mm)	1040	1040	1300	1040	1300
Working Parameters					
Required machine equipment					
Available fork dimensions					
120 x 40 x 1200	751378				
125 x 45 x 1200		751543	751544		
125 x 50 x 1200				751545	751546

Machines compatibility	TFF 29 DL 1040	TFF 35 DL 1040	TFF 35 DL 1300	TFF 45 DL 1040	TFF 45 DL 1300
MT 730 H	-	X	-	-	-
MT 735 75D ST5	-	X	-	-	-
MT 930 H	-	X	-	-	-
MT 930 HA	-	X	-	-	-
MT 935 75D ST5	-	X	-	-	-
MT 1135 75 D	-	X	-	-	-
MT 1135 H 100D	-	X	-	-	-
MT 1335 75D ST5	-	X	-	-	-
MT 1335 100D ST5	-	X	-	-	-
MT 1335 H 75D ST5	-	X	-	-	-
MT 1335 H 100D ST5	-	X	-	-	-
MT-X 735	-	X	-	-	-
MT-X 1135	-	X	-	-	-
MT 733 Easy <b>OLD</b>	-	X	-	-	-
MT 933 Easy <b>OLD</b>	-	X	-	-	-
MT 1033 easy <b>OLD</b>	-	X	-	-	-
MT-X 733 <b>OLD</b>	-	X	-	-	-
MT-X 1033 <b>OLD</b>	-	X	-	-	-
MT 1440 A ST5	-	-	-	X	X
MT 1440 easy ST5	-	-	-	X	X
MT 1440 HA ST5	-	-	-	X	X
MT 1440 ST5	-	-	-	X	X
MT 1840 A 100D ST5 S1	-	-	-	X	X
MT 1840 easy ST5	-	-	-	X	X
MT 1840 HA	-	-	-	X	X
MT 1840 ST5	-	-	-	X	X
MT-X 1440	-	-	-	X	X
MT-X 1440 A	-	-	-	X	X
MT-X 1840	-	-	-	X	X
MT-X 1840 A	-	-	-	X	X
MXT 840 K	-	-	-	X	-
MXT 840 P	-	-	-	X	-
MXT 1740 K	-	-	-	X	-
MXT 1740 P	-	-	-	X	-
MT 733 Easy <b>OLD</b>	-	-	X	-	-
MT 933 Easy <b>OLD</b>	-	-	X	-	-
MT 1033 easy <b>OLD</b>	-	-	X	-	-
MT 1440 <b>OLD</b>	-	-	-	X	X
MT 1840 HA <b>OLD</b>	-	-	-	X	X
MT-X 733 <b>OLD</b>	-	-	X	-	-
MT-X 1033 <b>OLD</b>	-	-	X	-	-

TABLE SYMBOL					
	No predisposition required		Hydraulic line		Return piping to hydraulic oil tank
	Electric predisposition		Platform predisposition		Tyre handler, cylinder handler predisposition



**Head Office**

B.P. 249 - 430 rue de l'Aubinière

44150 Ancenis Cedex - France

Tel: +33 (0)2 40 09 10 11 - Fax: +33 (0)2 40 09 10 97

[www.manitou.com](http://www.manitou.com)



This publication provides a description of the configuration versions and options for Manitou products, which may differ for equipment. The equipment presented in this brochure may be part of a series, as an option, or it may not be available, depending on the versions. Manitou reserves the right, at any time and without notice, to amend the specifications described and represented. The specifications provided do not bind the manufacturer. For more details, please contact your Manitou agent. This is not a contractually binding document. The presentation of the products is not contractually binding. List of specifications non-exhaustive. The logos as well as the visual identity of the company are owned by Manitou and cannot be used without authorisation. All rights reserved. The photos and diagrams contained in this brochure are only provided for consultation and information purposes.

MANITOU BF SA - Limited company with board of directors - Share capital: 39,668,399 euros - 857 802 508 RCS Nantes