


Core

Spring 2026



Introduction

Uncommon Projects has been making fully bespoke furniture for well over a decade – always measured, made and fitted by us. Now we're excited to introduce Core, our new modular system that delivers our signature quality with unbeatable value.

With Core, you take charge of measuring and installation, which allows us to offer Uncommon quality custom kitchens at a lower cost. Perfect for architects, designers and confident DIYers, Core delivers the kitchens you've heard of at a surprisingly affordable price.

How it works

Send us a plan of your space – whether it's an architect's drawing, an estate agent's plan or just a simple sketch. From this, we'll provide you with an initial estimate. If it fits your budget, let us know and we can arrange an in-person meeting at our showroom in North Greenwich.

With Core, you'll need to measure your own space, but if you provide accurate dimensions and meet with us to discuss your brief, we'll design your kitchen using Core modules tailored to fit perfectly. Feeling confident to design it yourself? That works too. Core is designed with flexible widths and heights, so you can combine modules to suit almost any space.

All Core modules are made in our signature Overlay style, with over 30 colours and a range of handles to choose from. Each kitchen is custom-built to order in our UK workshop and shipped fully assembled, making installation straightforward for any experienced kitchen fitter.

Core gives you the tools to create a kitchen of Uncommon quality that's designed to your exact specifications.

Get in touch

Start by completing the enquiry form on our website. If our estimate fits your budget, book an appointment to visit our North Greenwich showroom, where you can explore our kitchens. We're open Monday to Friday by appointment. There's no substitute for experiencing the craftsmanship and quality of our cabinetry in person.

Showroom (by appointment)

Unit 2 Ground Floor, B2
Design District
12 Soames Walk
London SE10 0AX

+44 (0) 208 617 1554

enquiries@uncommonprojects.co.uk

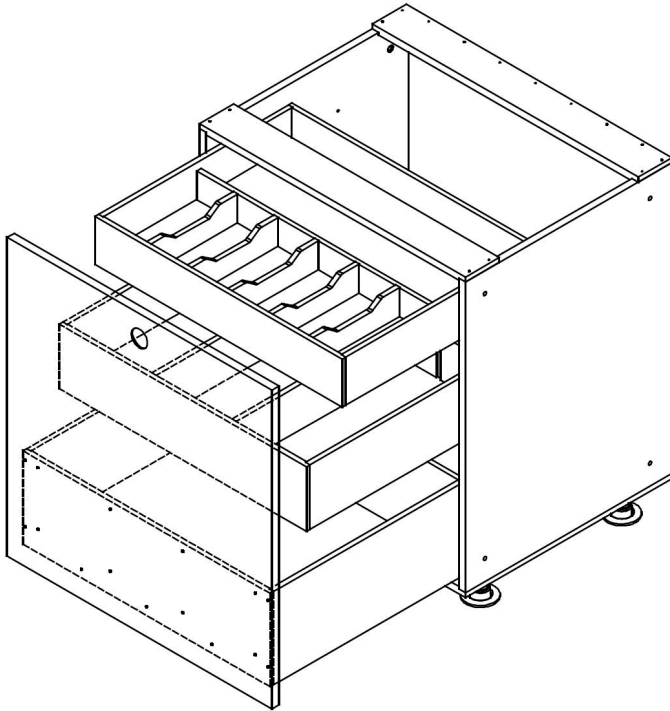
uncommonprojects.co.uk



Specification

With no hidden high-street carcasses, Core is built on our precision-engineered plywood chassis, with the details and finishes we've become renowned for.

Get inside one of our cabinets and you'll see our meticulous attention to detail throughout, from the robust construction of the drawers to the effortless opening of doors. These are crucial indicators of longevity and quality. Core sets a new standard in modular kitchen design.



- Uncommon quality
- Made to order in custom sizes
- Lifetime warranty. Built to outlast the rest
- Engineered ply carcasses ensures unmatched durability, outperforming MDF and chipboard
- Fixings that never fail. Sturdy materials mean reliable fixings, eliminating the risk of hinge failure
- Consistent panel gaps. Robust construction guarantees consistent, flawless alignment across cabinets
- Core cabinets are made from the highest quality FSC-certified European birch plywood. All wooden components are finished in two coats of hard wax oil. We prefer this to lacquer as we believe it's a more environmentally friendly approach
- All our carcasses and shelves are made from 18mm birch plywood and back panels from 12mm birch plywood
- Drawer boxes and drawer divider accessories are made from 12mm birch plywood
- Door and drawer fronts with a laminate finish are made from 18mm birch plywood finished with high pressure laminate on both sides.
- Oak and ash-veneered fronts can be supplied with an 18mm moisture resistant MDF core, with matching solid wood lipping.
- We only use Blum Blumotion soft close hinges and drawer runners. These come with a lifetime warranty




Finishes


Satin laminate for doors and side panels, included in the cabinetry price as standard




White




Pebble Grey




Mineral Grey




Storm




Graphite




Siena Red




Bright Red




Coral




Cameo Pink




Marshmallow




Terracotta




Faded Gold




Spectrum Yellow




Apple Yellow




Lichen



Spectrum Green



Teal




Ultramarine

Finishes


Premium supermatt laminate for doors and side panels




Chalk White




Mushroom




Battleship




Anthracite




Bronze




Carbon




Deep Indigo




Wedgewood Blue




Deep Forest




Lavender




Rust




Chestnut



Grey Green



Aubergine



Dark Marine

Wood veneers



Birch plywood

Used to make base and tall cabinets as standard. Can also be used to make wall units with doors.



Oak veneer

Can be used on doors, kickboards, side panels, wall units and open bookshelves only.

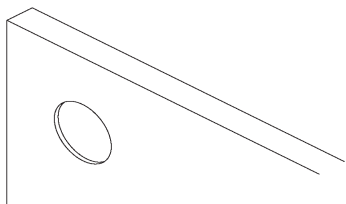


Ash veneer

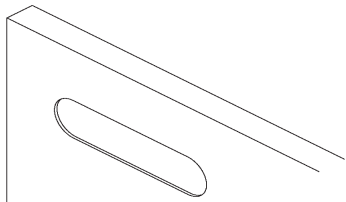
Can be used on doors, kickboards, side panels, wall units and open bookshelves only.

Handles

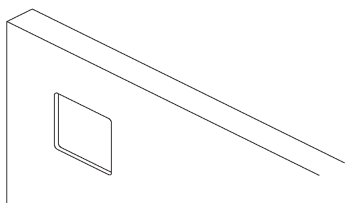
Classic recessed handle, included in the cabinetry price as standard



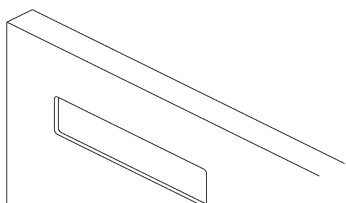
Round
45mm Ø **£30**



Pill
30 x 120mm **£30**



Square
45 x 45mm **£30**



Rectangle
30 x 120mm **£30**

Handles

Surface mounted



Modern knob £25
32mm Ø, 25mm projection
Various colours and brass finish



Classic D £20
135mm wide, 28mm projection
Antique brass and stainless steel finish



Classic knob £25
23mm Ø, 32mm projection
Antique brass and bronze finish



Engineered pull £40
155mm wide x 23mm projection
Antique brass and bronze finish

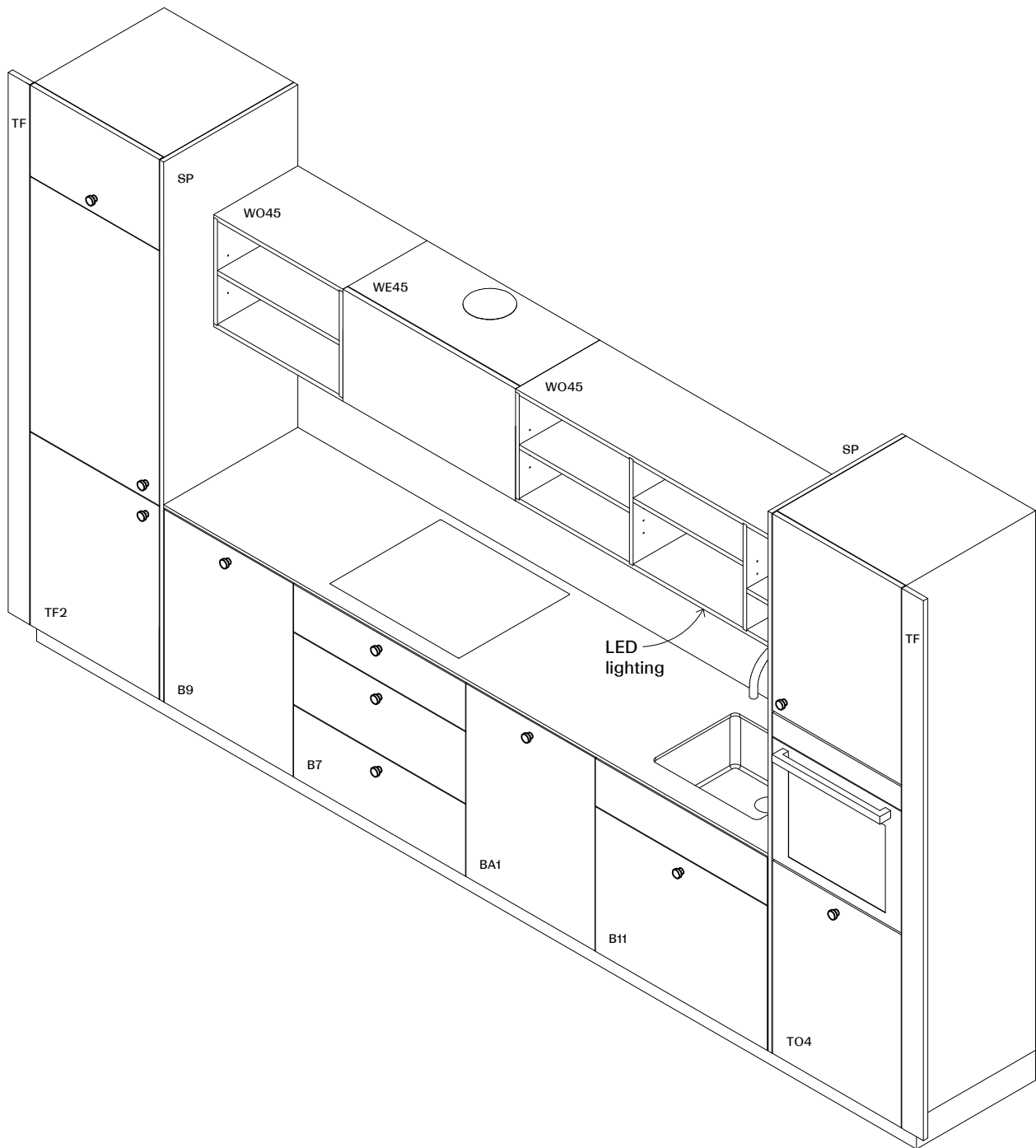
Pricing

Core is our flexible modular cabinet system that offers you an almost-bespoke plywood kitchen at a great price. We created the Core range to deliver Uncommon quality at a lower price point. We've achieved this in two ways. First, we've adopted a more modular approach compared to our Bespoke range. The system is limited to a library of standardised designs, each available at varying widths to allow for a level of customisation, ensuring a great fit. Second, we've streamlined the level of involvement and service we provide, relying on you to handle the survey, project management, and installation. If you feel you're going to need us to provide these services, then you're likely going to be better off looking at our Bespoke furniture options.

A few important points to note when using this guide:

- All prices quoted in this guide are exclusive of VAT. VAT is normally charged at 20%. In some cases, a reduced rate may apply for new build and conversion projects.
- All dimensions are in centimetres.
- When a dimension range (e.g. 60-80cm) is shown on a drawing, it means that dimension is customisable. Just let us know what you need within the range - it doesn't affect the cost.
- Prices are supply only. They do not include site visits, surveys, project management, installation, delivery, appliances, or worktops.
- Prices include doors and drawer fronts in a standard laminate finish. Premium supermatt laminate, oak or ash-veneered fronts are sold at an additional cost.
- All prices are based on our standard recessed handle detail. Customers can also choose one of our other handles, or supply their own.

Priced examples



Small kitchen

Standard satin laminate fronts with 'Modern Knob' handles

Cabinetry:

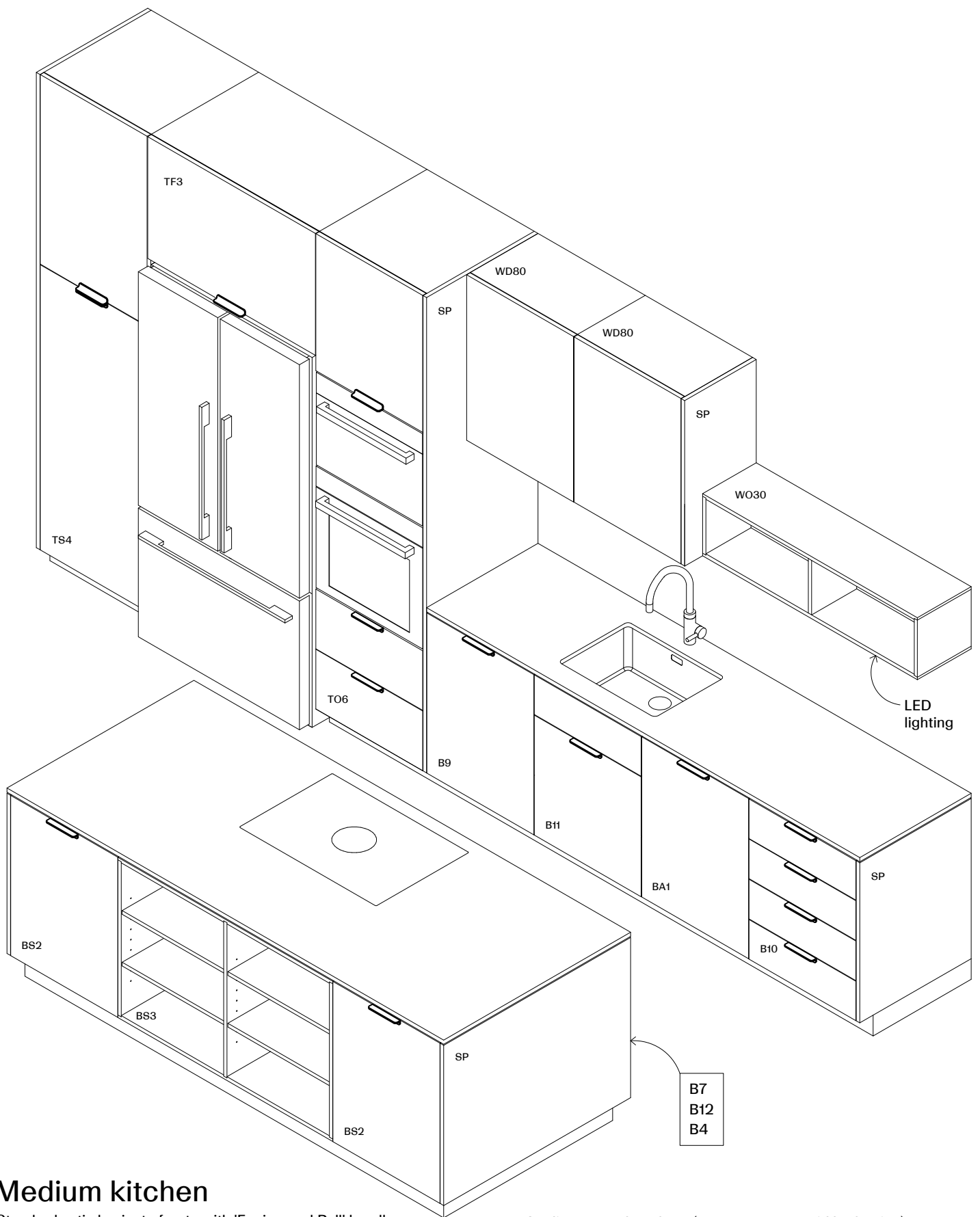
3m of base units:	£4,246
1.2m of tall units:	£4988
3m of wall units:	£1412
LED lighting:	£280

Total excluding VAT:	£10,926
VAT at 20%:	£2,185.20
Total including VAT:	£13,111.20

Appliances and worktop (approx. costs to aid budgeting):

Corian worktop:	£2,000
Siemens oven:	£760
Siemens induction hob:	£360
Siemens integrated extractor	£430
Siemens integrated fridge freezer:	£780
Siemens integrated dishwasher:	£660
Franke Mythos 45cm sink:	£340
Franke tap:	£120

Total excluding VAT:	£5,450
VAT at 20%:	£1,090
Total including VAT:	£6,540



Medium kitchen

Standard satin laminate fronts with 'Engineered Pull' handles

Cabinetry:

2.4m of base units:	£3,060
1.8m of tall units:	£7,134
2.4m of wall units:	£1,730
2.4m x 1.0m island units:	£6,734
LED lighting:	£280

Total excluding VAT:	£18,938
VAT at 20%:	£3,787.60
Total including VAT:	£22,725.60

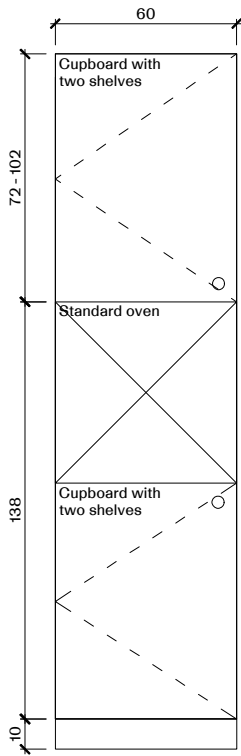
Appliances and worktop (approx. costs to aid budgeting):

Corian worktop:	£3,600
Siemens standard oven:	£768
Siemens compact combi oven:	£994
Bora Pure induction hob:	£2080
F&P freestanding 90cm fridge freezer	£2320
Grohe Minta filtered water tap:	£600
Franke Mythos 55cm sink:	£410

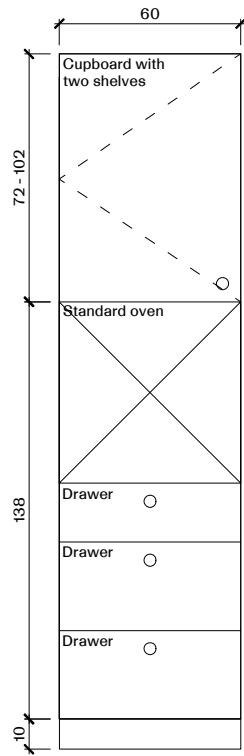
Total excluding VAT:	£10,772
VAT at 20%:	£2,154.40
Total including VAT:	£12,926.40

Tall cabinets

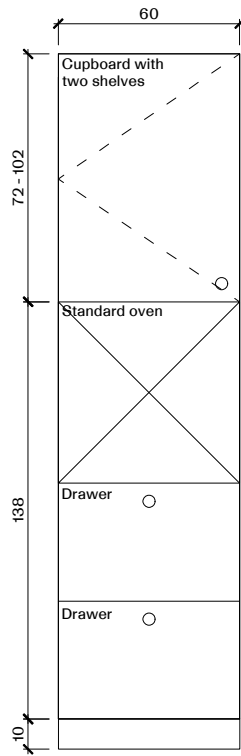
TO - Tall housing for standard oven



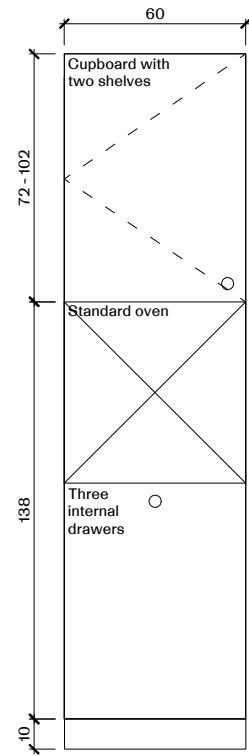
TO1
60cm wide: £1816



TO2
60cm wide: £2460

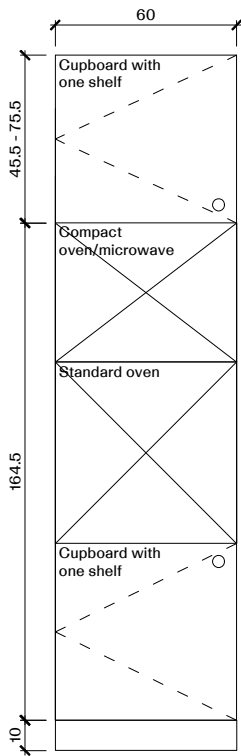


TO3
60cm wide: £2214

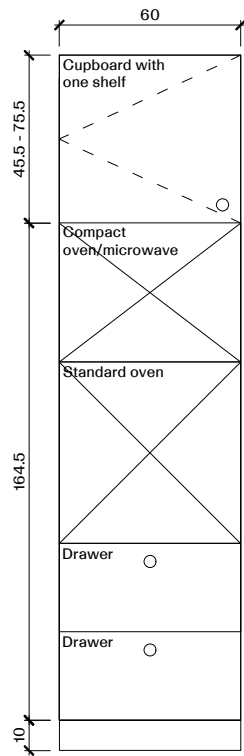


TO4
60cm wide: £2376

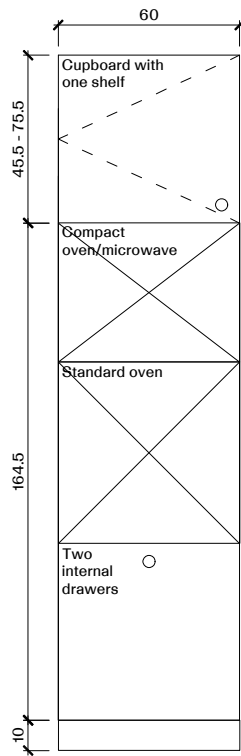
TO - Tall housing for standard oven and compact oven



TO5
60cm wide: £1554

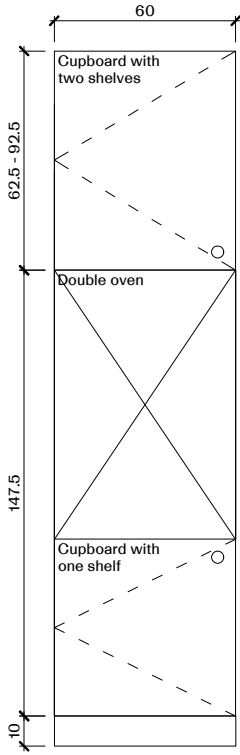


TO6
60cm wide: £2030

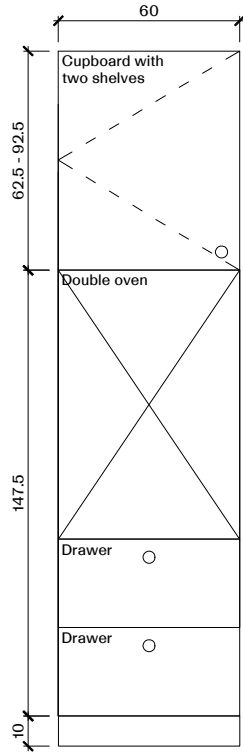


TO7
60cm wide: £1974

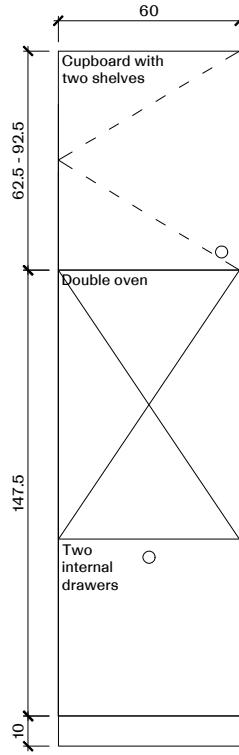
TO - Tall housing for standard double oven



TO8
60cm wide: £1554

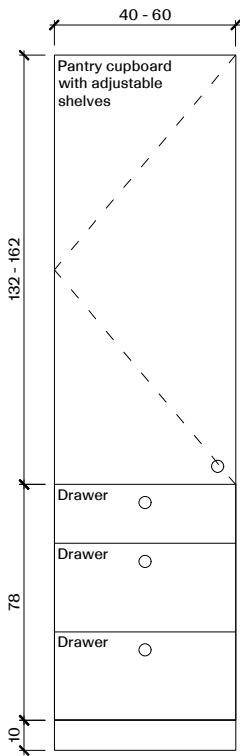


TO9
60cm wide: £2030

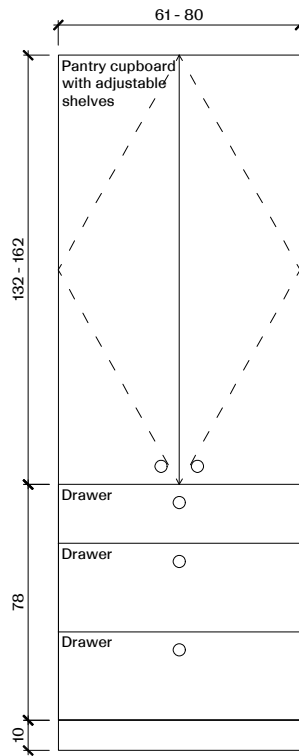


TO10
60cm wide: £1974

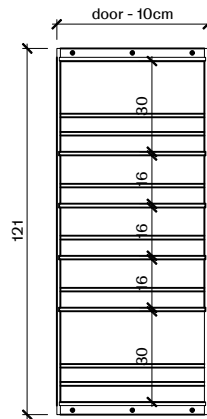
TP - Tall pantry cupboards



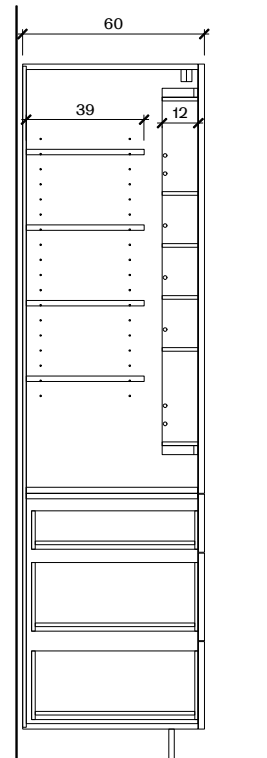
TP1
40 - 60cm wide: £2652



TP2
61 - 80cm wide: £3198



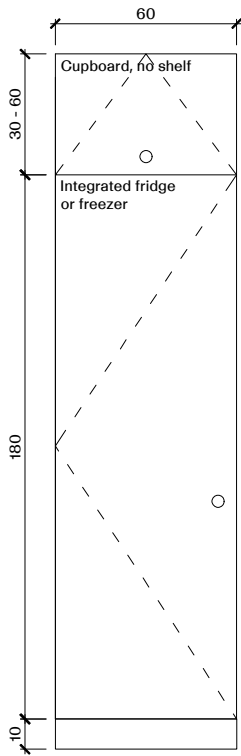
RACK
Optional back-of-door
storage rack
Single door: £288
Double door: £386



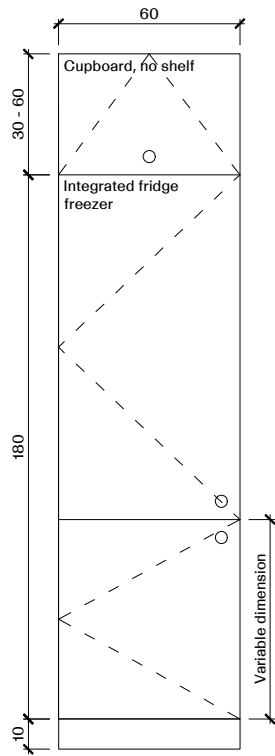
Section through
pantry cupboard

TF - Tall housing for standard fridge and freezer

TF - Cabinet for over American-style fridge freezer



TF1
60cm wide: £1420

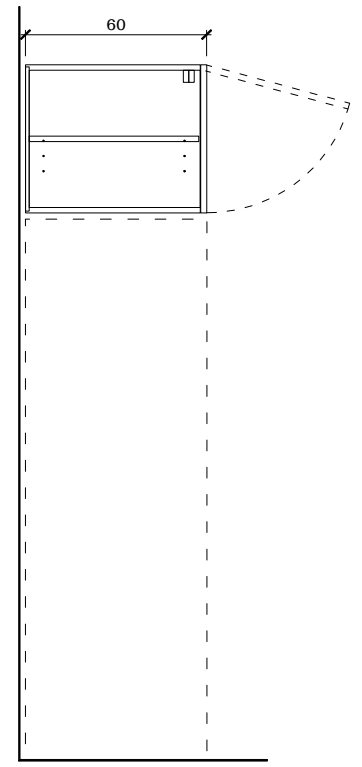


TF2
60cm wide: £1450

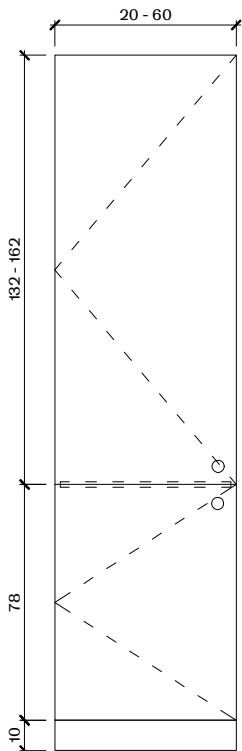


TF3
39 - 60cm high
60cm to 90cm wide: £862
91cm to 100cm wide: £934

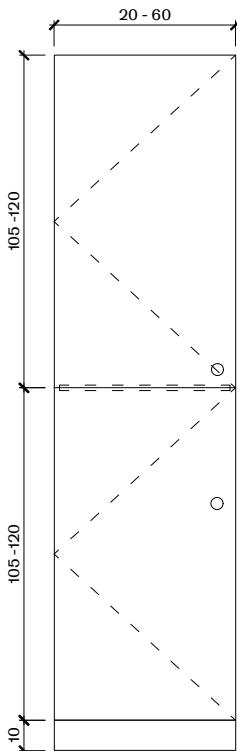
61 - 70cm high
60cm to 90cm wide: £956
91cm to 100cm wide: £1032



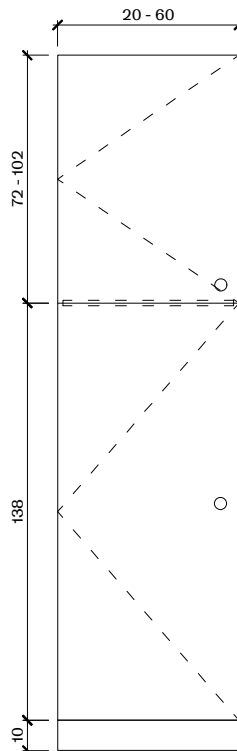
TS - Tall storage cupboards - configure your own interior with shelves and drawers



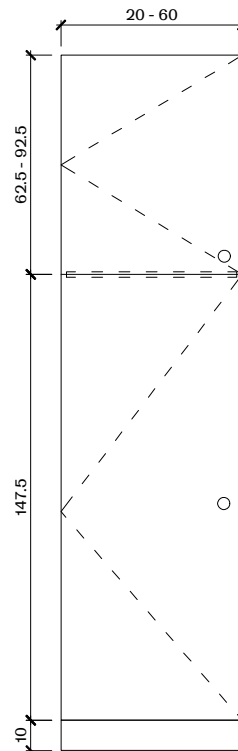
TS1
20 - 40cm wide: £1310
41 - 60cm wide: £1630
Coordinates with base units and TO1-4



TS2
20 - 40cm wide: £1310
41 - 60cm wide: £1630
Equal sized doors




TS3
20 - 40cm wide: £1310
41 - 60cm wide: £1630
Coordinates with TO1-4



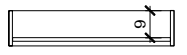
TS4
20 - 40cm wide: £1310
41 - 60cm wide: £1630
Coordinates with TO8-10




20cm deep drawer
30 - 40cm: £224
41 - 60cm: £264



12cm deep drawer
30 - 40cm: £204
41 - 60cm: £240

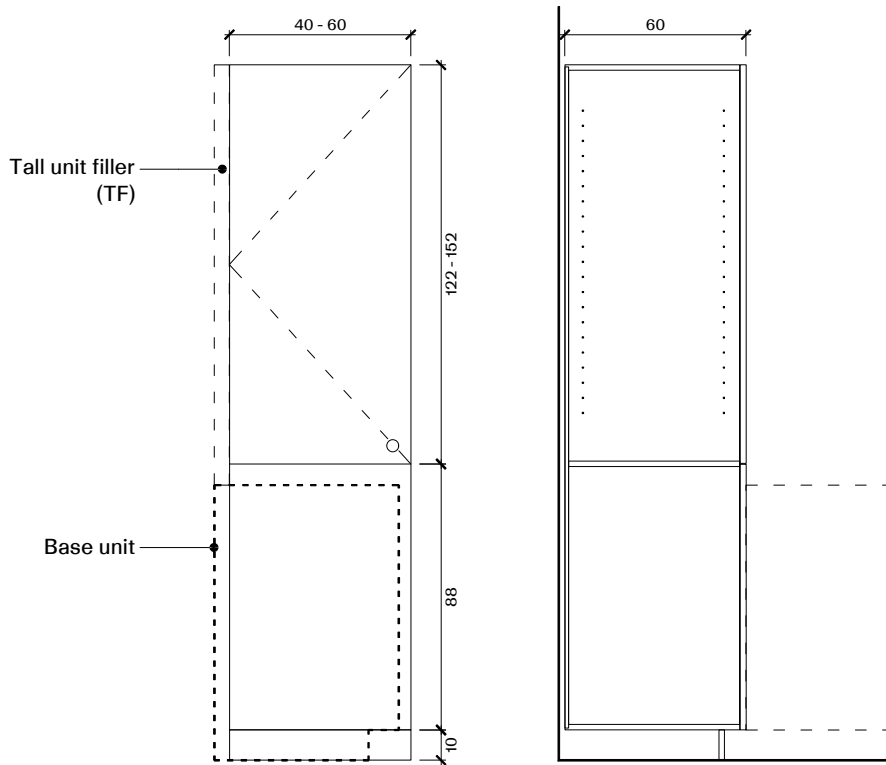


9cm deep drawer
30 - 40cm: £184
41 - 60cm: £216



Single shelf
20 - 40cm: £50
41 - 60cm: £74

TC - Tall corner unit

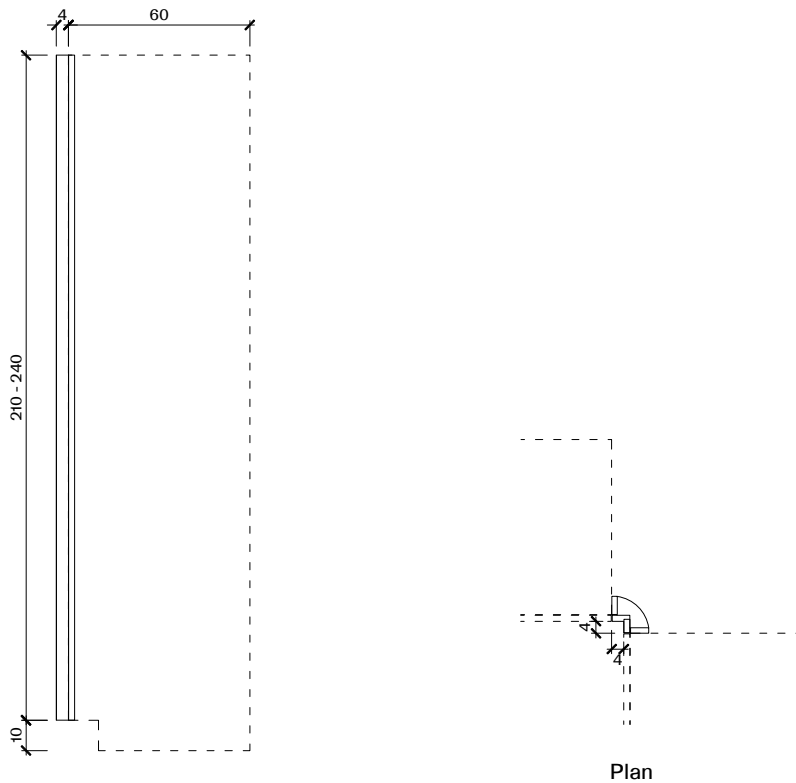


TC
40 - 60cm wide: £1600

Notes:

- This unit has a fixed front panel at low level, with cupboard above.
- Base units can be installed at a right angle to the fixed panel.
- No shelves included but can be added.

TCP - Tall unit internal corner post

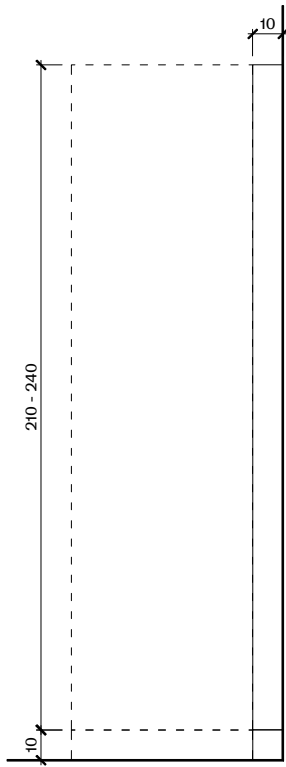


TCP
4cm x 4cm corner post: £184

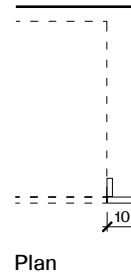
Notes:

- A corner post is required to join tall units together when there isn't a corner cupboard.

TF - Tall unit end of run filler



TUF
10cm wide: £134

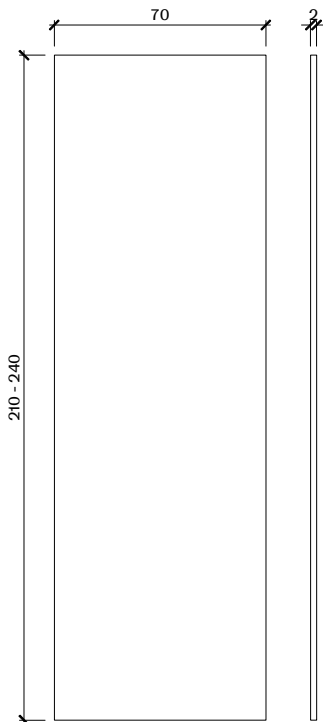


Plan

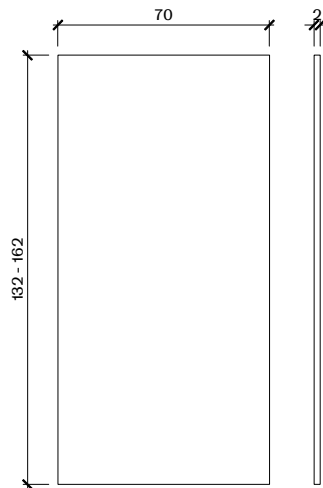
Notes:

- This component is used to fill the gap between tall units and a wall.
- Front panel is supplied at 10cm wide, but can be reduced and/or scribed to the shape of the wall by installer.

SP - Side panels suitable for tall units



SP
240 x 70cm wide: £544

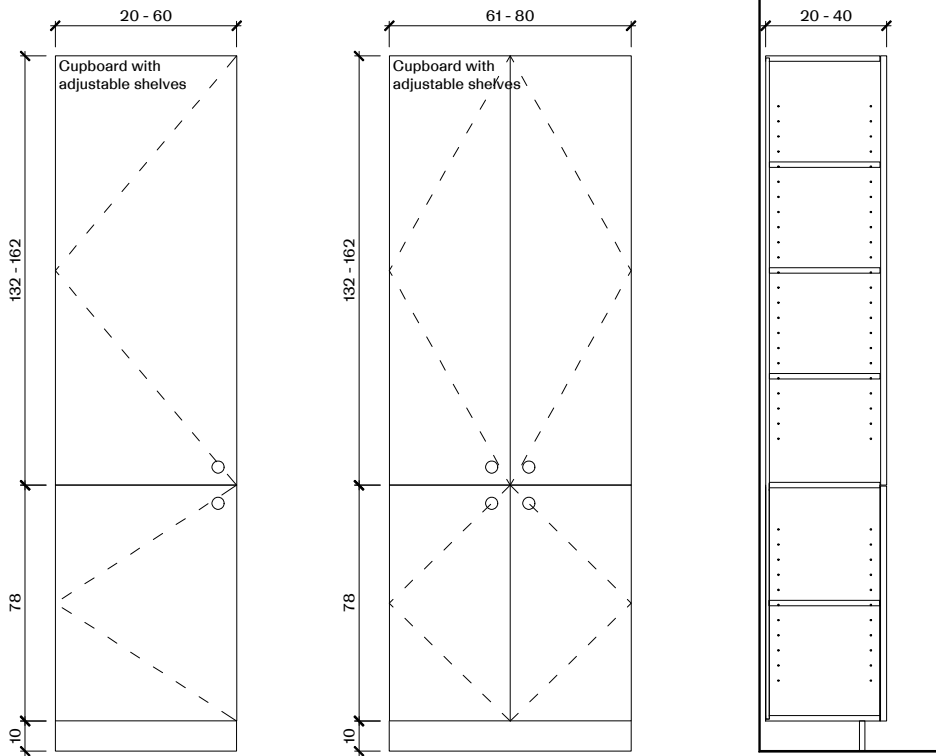


SP (suitable for side panels that start at the top of a base unit)
162 x 70cm wide: £342

Notes:

- Side panels are used to cover the exposed sides of cabinets.
- Prices based on standard laminate or oak/ash veneer, premium matt laminate also available.

TSS1 - Tall shallow storage unit, with doors




TSS1
 Birch
 20 - 40cm wide: £1196
 41 - 60cm wide: £1556
 61 - 80cm wide: £1992

Notes:

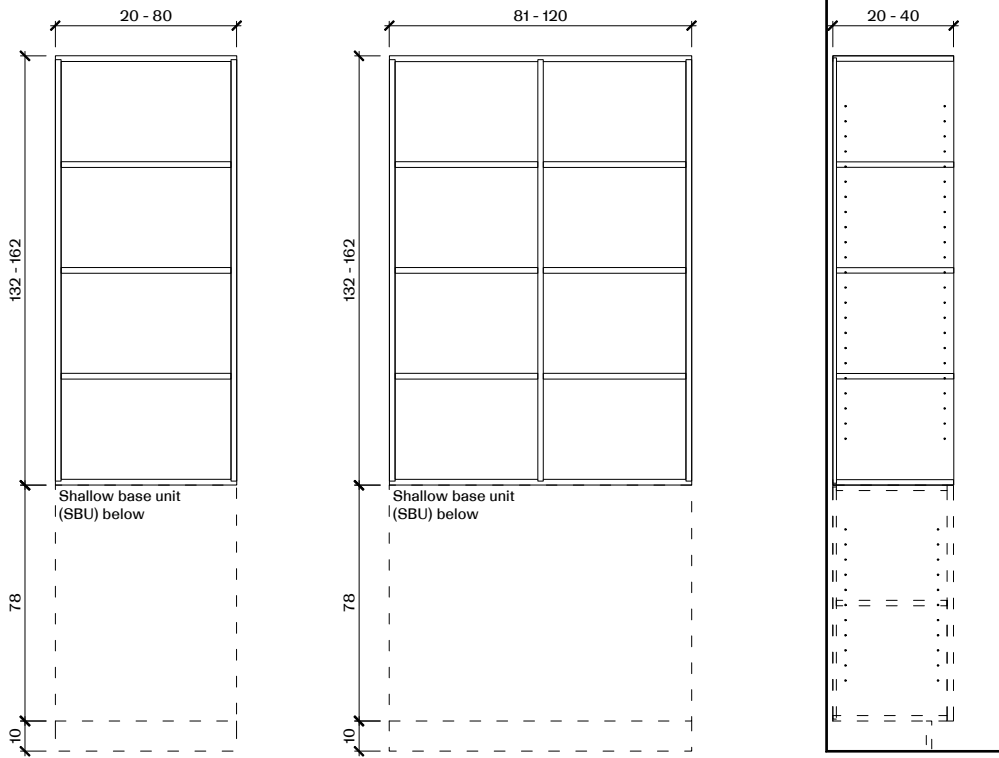
- Coordinates with TS1.
- TSS1 also be supplied with door heights to coordinate with TS2, TS3 and TS4.

TSS2 - Tall shallow storage unit, open



TSS2
 Oak/Ash
 20 - 40cm wide: £966
 41 - 60cm wide: £1216
 61 - 80cm wide: £1460
 81 - 100cm wide: £1970
 101 - 120cm wide: £2194

TSS3 - Tall shallow storage unit, open, installed over SBU



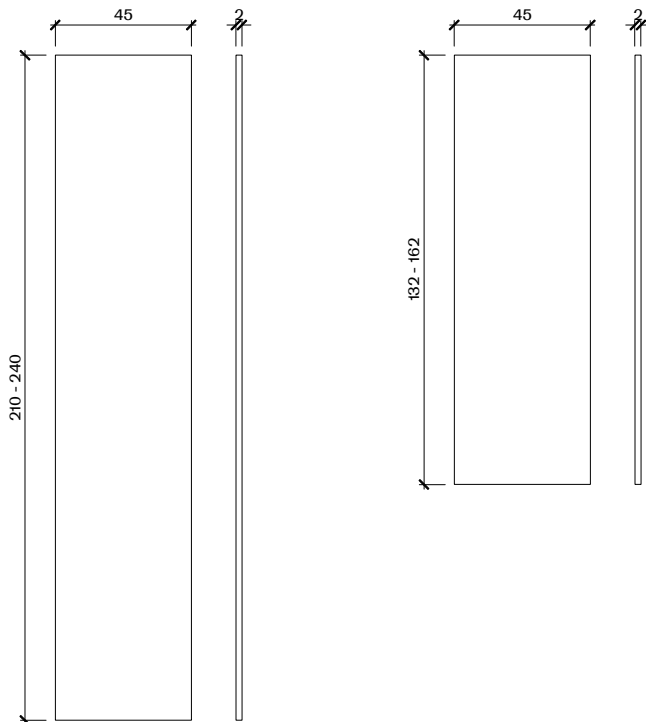
TSS3

20 - 40cm wide:
41 - 60cm wide:
61 - 80cm wide:
81 - 100cm wide:
101 - 120cm wide:

Oak/Ash

£656
£828
£998
£1356
£1500

SP - Side panels suitable for tall shallow units



SP

240 x 45cm wide: £326

SP (suitable for side panels that start at the top of a shallow base unit)

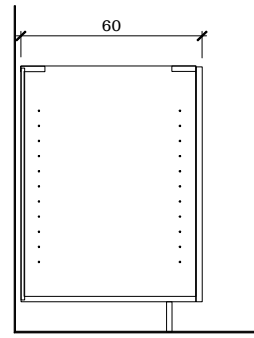
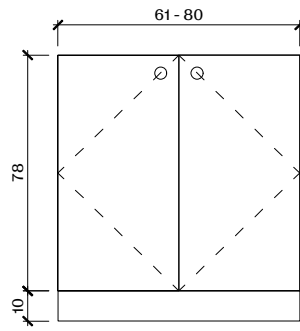
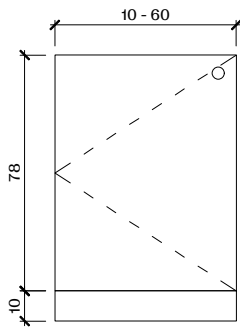
162 x 45cm wide: £218

Notes:

- Side panels are used to cover the exposed sides of cabinets.
- Prices based on standard laminate or oak/ash veneer, premium matt laminate also available.

Base cabinets

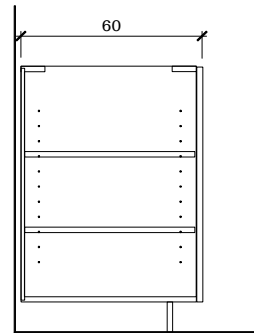
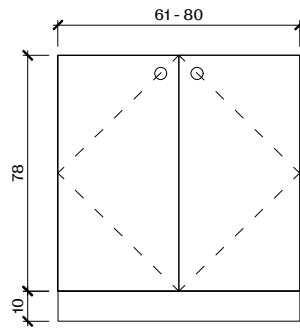
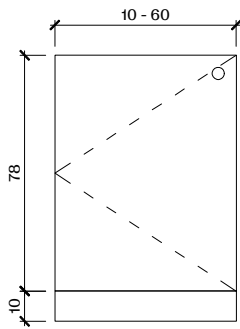
B1 - Base unit, no shelves



B1
10 - 30cm wide: £434
31 - 45cm wide: £552
46 - 60cm wide: £632

61 - 80cm wide: £798

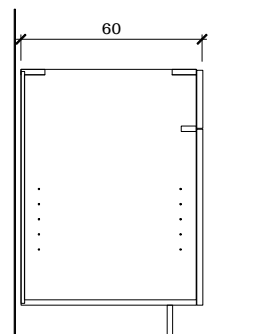
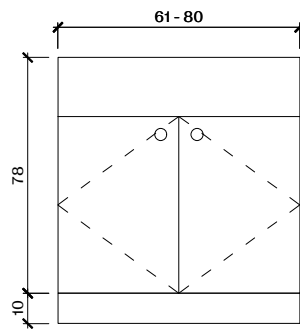
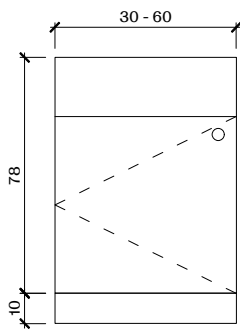
B2 - Base unit, two shelves



B2
10 - 30cm wide: £510
31 - 45cm wide: £672
46 - 60cm wide: £780

61 - 80cm wide: £994

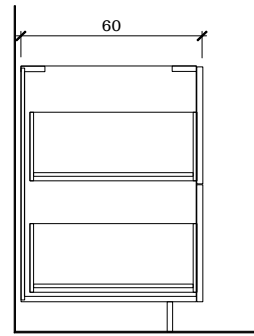
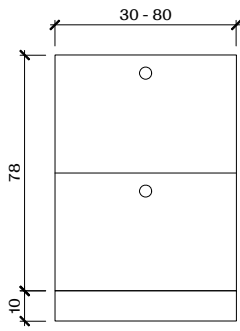
B3 - Base unit for sink, no shelves



B3
30 - 45cm wide: £612
46 - 60cm wide: £706

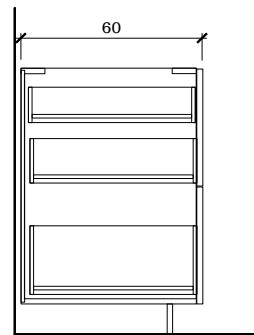
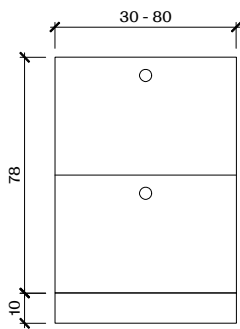
61 - 80cm wide: £898

B4 - Base unit, 2 x 20cm drawers



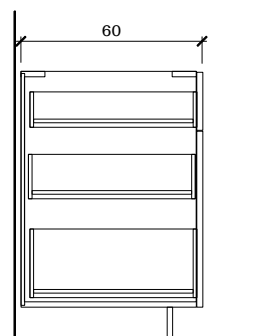
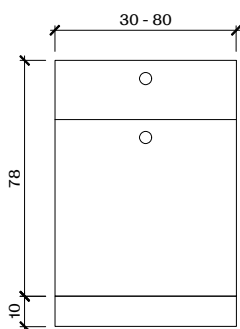
B4
30 - 45cm wide: £1050
46 - 60cm wide: £1180
61 - 80cm wide: £1384

B5 - Base unit, 1 x 9cm inner drawer, 1 x 12cm drawer, 1 x 20cm drawer



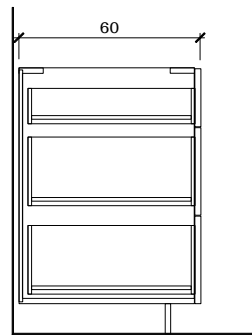
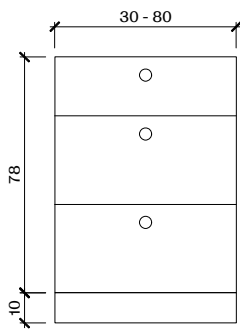
B5
30 - 45cm wide: £1226
46 - 60cm wide: £1372
61 - 80cm wide: £1606

B6 - Base unit, 1 x 9cm drawer, 1 x 12cm inner drawer, 1 x 20cm drawer



B6
30 - 45cm wide: £1226
46 - 60cm wide: £1372
61 - 80cm wide: £1606

B7 - Base unit, 1 x 9cm drawer, 2 x 20cm drawers



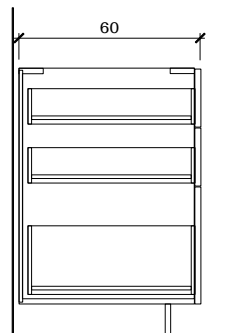
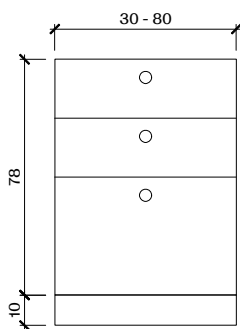
B7

30 - 45cm wide: £1278

46 - 60cm wide: £1426

61 - 80cm wide: £1662

B8 - Base unit, 2 x 9cm drawers, 1 x 20cm drawer



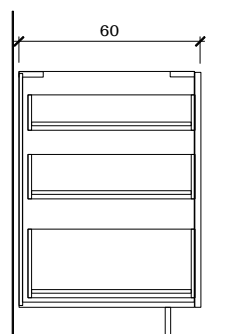
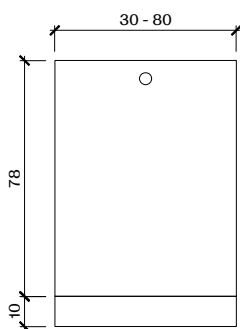
B8

30 - 45cm wide: £1236

46 - 60cm wide: £1378

61 - 80cm wide: £1608

B9 - Base unit, 1 x 9cm inner drawer, 1 x 12cm inner drawer, 1 x 20cm drawer



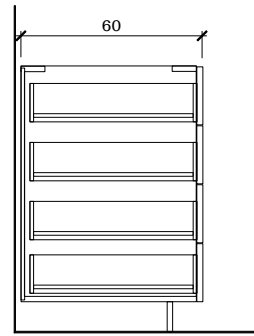
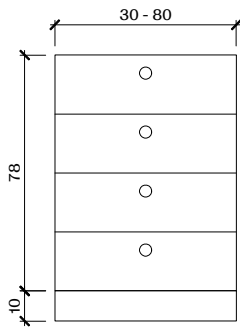
B9

30 - 45cm wide: £1196

46 - 60cm wide: £1342

61 - 80cm wide: £1576

B10 - Base unit, 4 x 9cm drawers



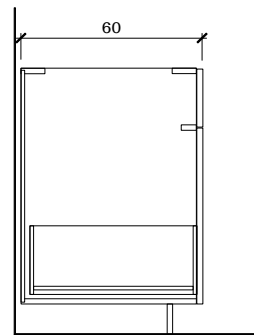
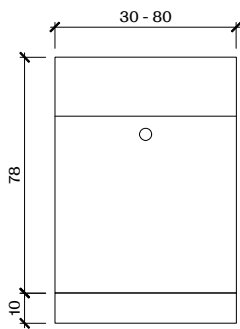
B10

30 - 45cm wide: £1420

46 - 60cm wide: £1576

61 - 80cm wide: £1834

B11 - Base unit for sink, 1 x 20cm drawer



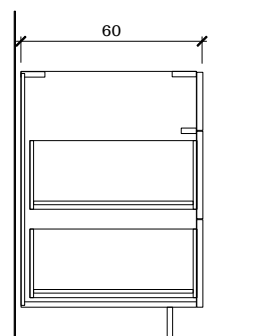
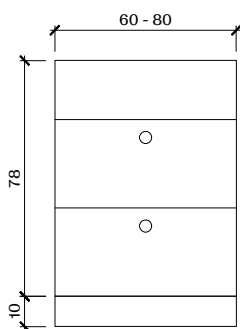
B11

30 - 45cm wide: £842

46 - 60cm wide: £960

61 - 80cm wide: £1150

B12 - Base unit for downdraft hob, 2 x 20cm drawers



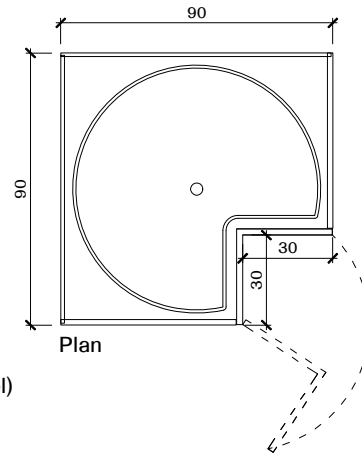
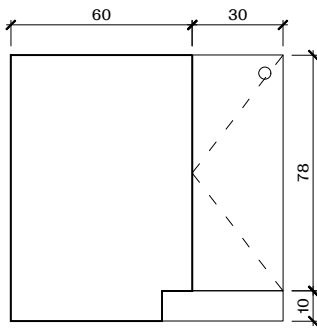
B12

60cm wide: £1180

61 - 80cm wide: £1384

81 - 90cm wide: £1486

BC90 - Base corner unit - type 1



90cm x 90cm corner module: £1026 (not including shelves or carousel)

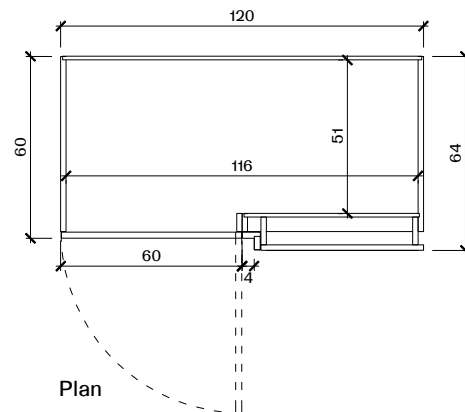
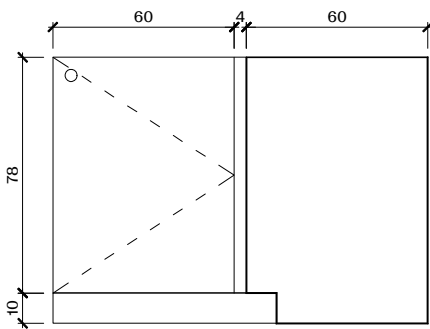
Shelf: £168

Carousel: £340

Notes:

- Choose a carousel or shelf to complete carcass.
- Door can be hinged on left or right (left shown).

BC120 - Base corner unit - type 2



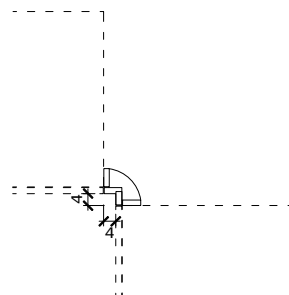
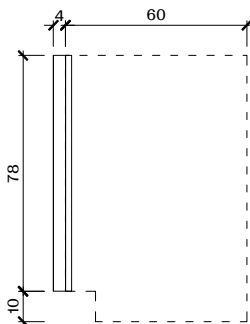
120cm x 60cm corner module: £1188 (not including shelves)

Shelf: £148 each

Notes:

- This unit can be supplied with shelves.
- Door can be hinged on left or right (right shown).

BCP - Base unit internal corner post



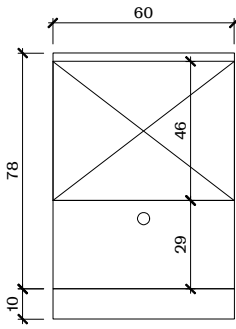
BCP

4cm x 4cm corner post: £106

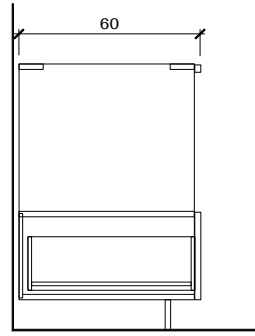
Notes:

- A corner post is required to join base units together when there isn't a corner cupboard.

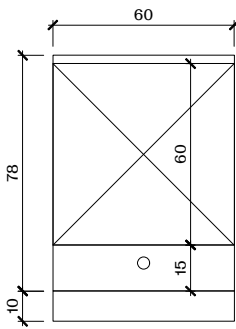
BA2 - Base unit for compact oven, 1 x 15cm drawer



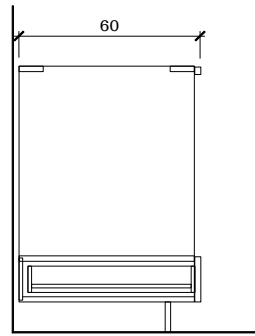
BA2
60cm wide: £780



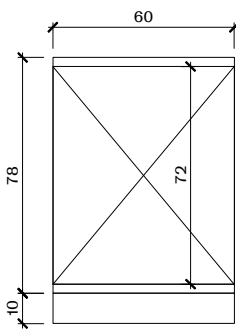
BA3 - Base unit for standard oven, 1 x 6cm drawer



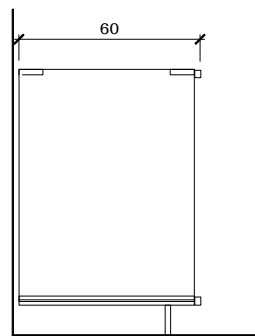
BA3
60cm wide: £758



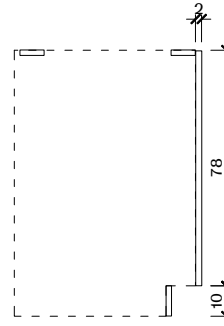
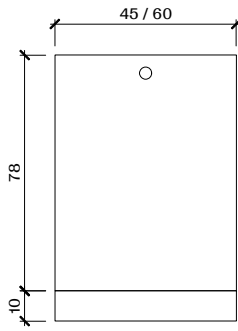
BA4 - Base unit for double oven



BA4
60cm wide: £438



BA1 - Integrated appliance door



BA1

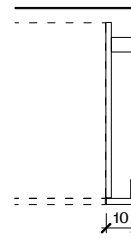
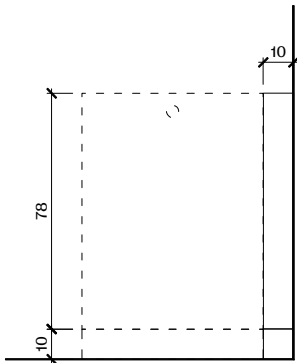
45cm wide: £148

60cm wide: £178

Notes:

- Base unit integrated appliances are designed to fit between neighbouring cabinets. They should not be planned at the end of run.
- The 60cm wide door is suitable for a standard integrated dishwasher or washing machine.
- The 45cm wide door is suitable for a slimline integrated dishwasher.

BAF - Base unit integrated appliance end of run filler



Plan

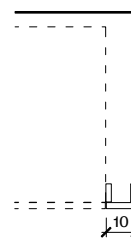
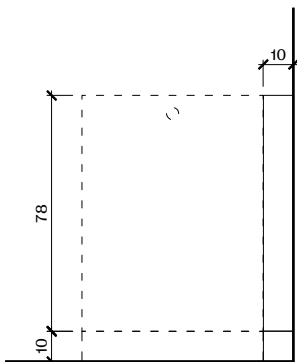
BAF

10cm wide: £126

Notes:

- Base unit integrated appliances are designed to fit between base unit cabinets. When they are planned at the end of a run of units, they need this component to support the worktop, enclose the appliance on both sides, and fill the gap between the appliance door and the wall. Front panel is supplied at 10cm wide, but can be reduced and/or scribed to the shape of the wall.

BF - Base unit end of run filler



Plan

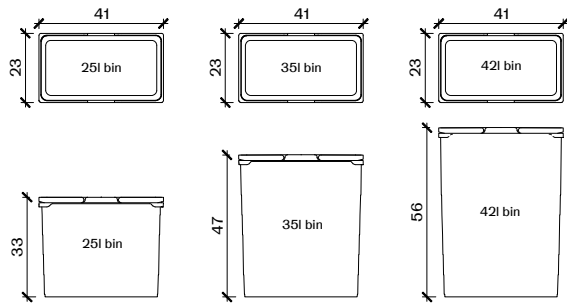
BF

10cm wide: £44

Notes:

- This component is used to fill the gap between base units and an end wall. Front panel is supplied at 10cm wide, but can be reduced and/or scribed to the shape of the wall by installer.

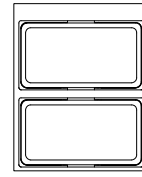
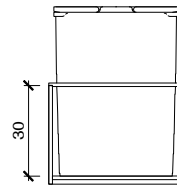
Bins and bin drawers



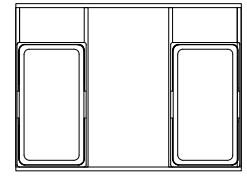
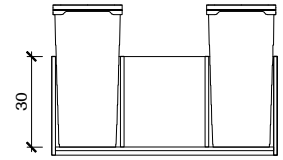
BIN25 - 25l plastic bin: £36
BIN35 - 35l plastic bin: £38
BIN42 - 42l plastic bin: £40

Notes:

- Two bins can fit in each bin drawer.

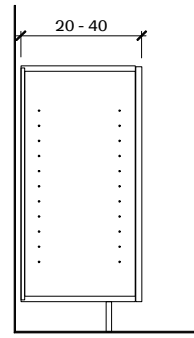
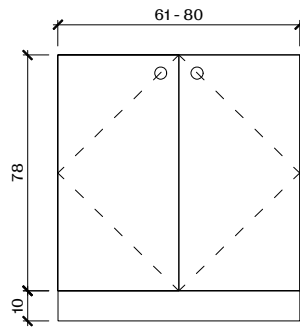
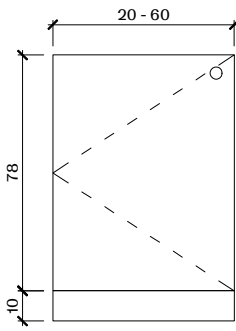


BD1
30cm deep bin drawer
50 - 60cm wide: £284
Suitable for use with BU1.



BD2
30cm deep bin drawer
61 - 80cm wide: £374
Suitable for use under a sink,
with BU1 or BU3.

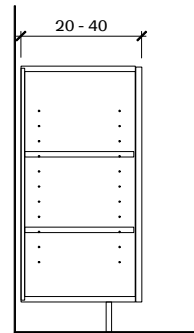
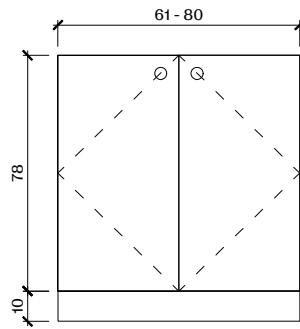
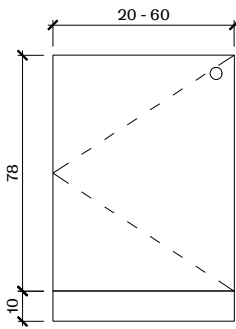
BS1 - Shallow base unit, no shelves



BS1
 20 - 45cm wide: £446
 46 - 60cm wide: £516

61 - 80cm wide: £664

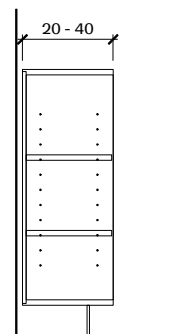
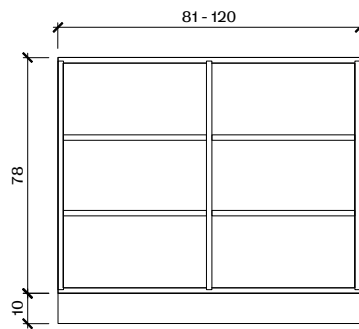
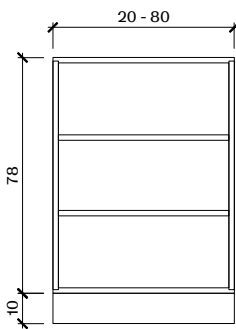
BS2 - Shallow base unit, two shelves



BS2
 20 - 45cm wide: £526
 46 - 60cm wide: £616

61 - 80cm wide: £798

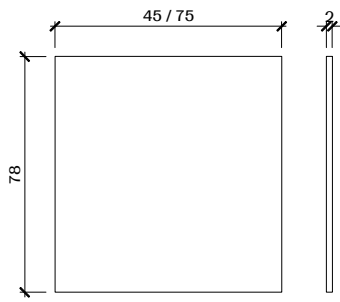
BS3 - Open bookend shelves



BS3
 20 - 45cm wide: £326
 46 - 60cm wide: £406
 61 - 80cm wide: £500
 81 - 100cm wide: £654
 101 - 120cm wide: £750

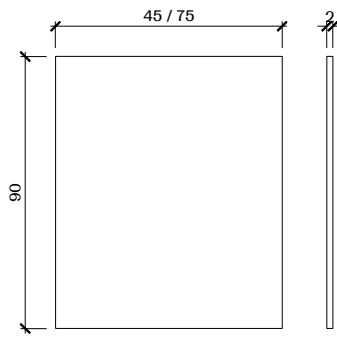
Oak/Ash
 £326
 £406
 £500
 £654
 £750

SP - Side panels suitable for standard and shallow base units



SP

78 x 45cm wide: £118
78 x 75cm wide: £182



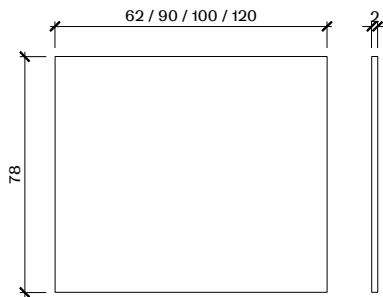
SP

90 x 45cm wide: £132
90 x 75cm wide: £205

Notes:

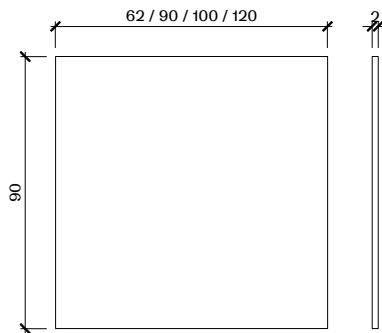
- Side panels are used to cover the exposed sides of cabinets.
- Prices based on standard laminate or oak/ash veneer, premium matt laminate also available.
- 90cm high SP is suitable for side panels that go down to floor.

SP - Side panels suitable for islands



SP

78 x 62cm wide: £160
78 x 90cm wide: £218
78 x 100cm wide: £242
78 x 120cm wide: £292



SP

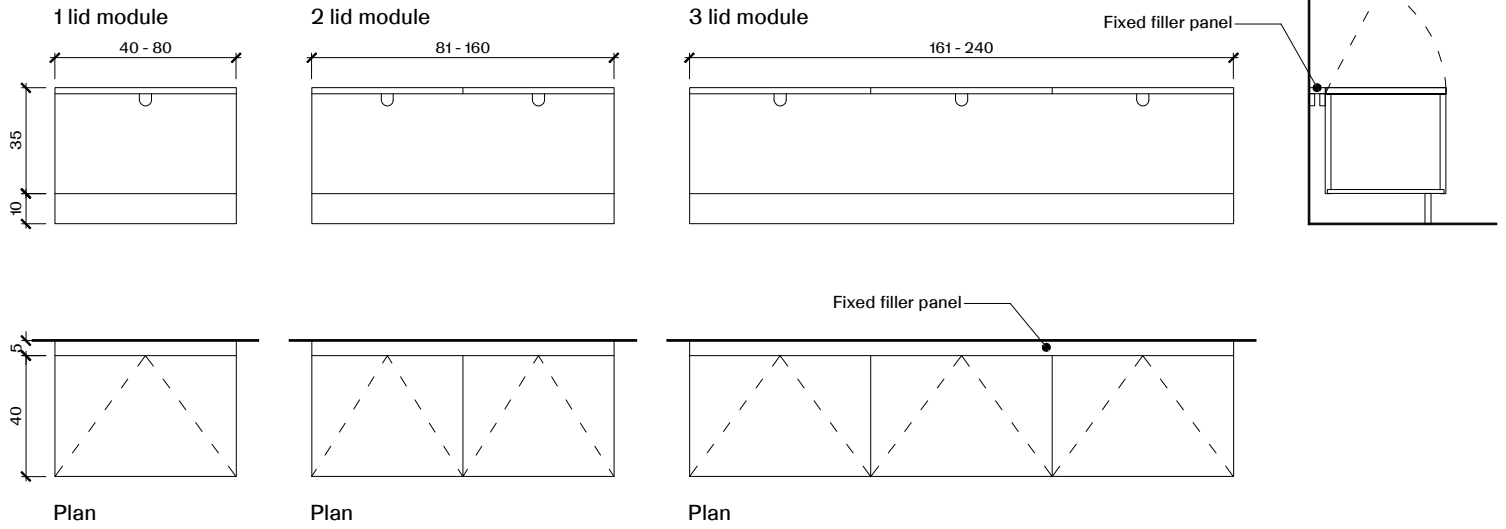
90 x 62cm wide: £176
90 x 90cm wide: £244
90 x 100cm wide: £270
90 x 120cm wide: £330

Notes:

- Side panels are used to cover the exposed sides of cabinets.
 - Prices based on standard laminate or oak/ash veneer, premium matt laminate also available.
 - 90cm high SP suitable for side panels that go down to floor.
-

Benches

BEN - Storage bench

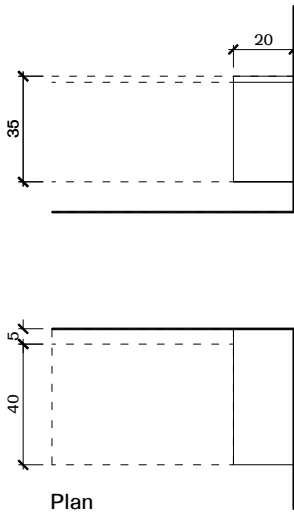


BEN	Oak/Ash
40 - 60cm wide:	£460
61 - 80cm wide:	£564
81 - 120cm wide:	£878
121 - 160cm wide:	£1088
161 - 180cm wide:	£1298
181 - 240cm wide:	£1614

Notes:

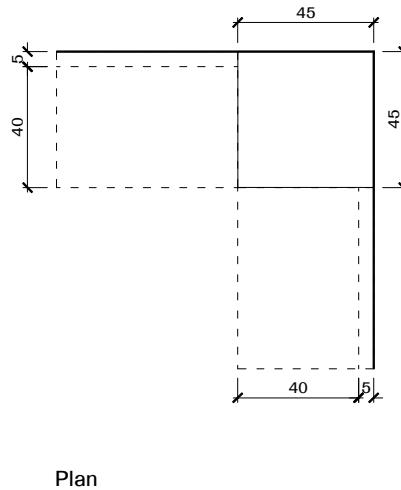
- This unit can be supplied with an oak or ash-veneered finish only.
- The 'toy box' lids can be supplied in oak/ash or laminate finish.
- The hinged lids have soft close stays for safety.
- Rear filler panels and side panels can be scribed to shape of wall.

BENF - Bench to wall filler



BENF
20cm wide: £106

BENC - Corner bench filler



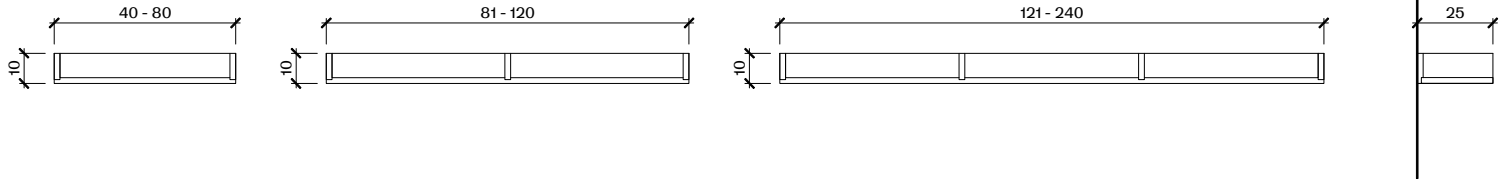
BENC
45cm x 45cm: £90

Notes:

- These fillers are supplied to match the materials of the bench.
- These fillers can be scribed to shape of wall or around skirting boards.

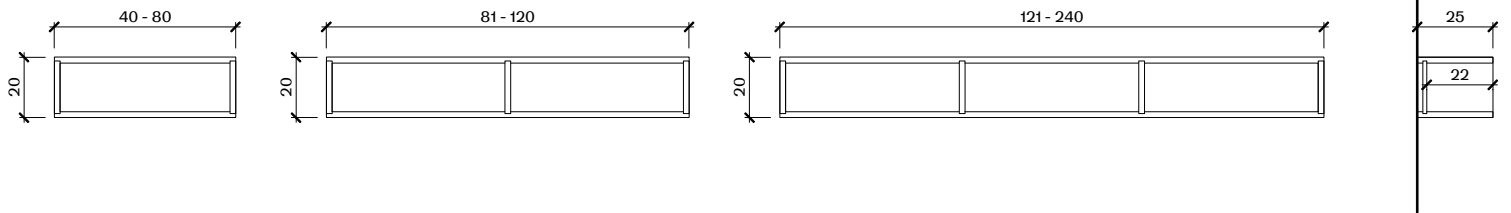
Wall cabinets

WO10 - Open wall shelf, 10cm high



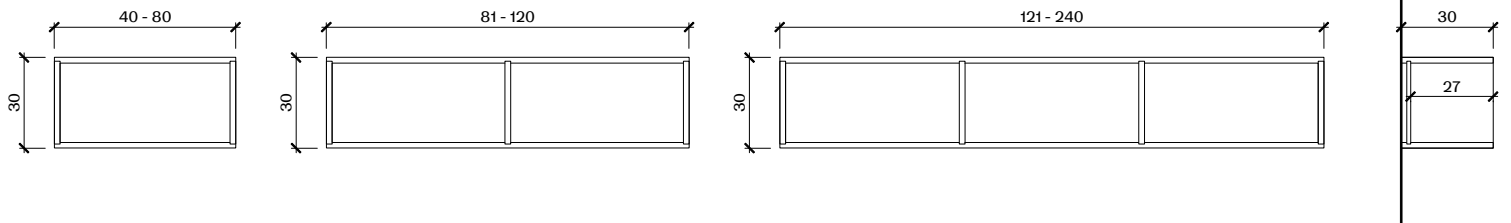
WO10	Oak/Ash
40 - 60cm wide:	£116
61 - 80cm wide:	£134
81 - 120cm wide:	£186
121 - 180cm wide:	£246
181 - 240cm wide:	£328

WO20 - Open wall unit, 20cm high, no shelves



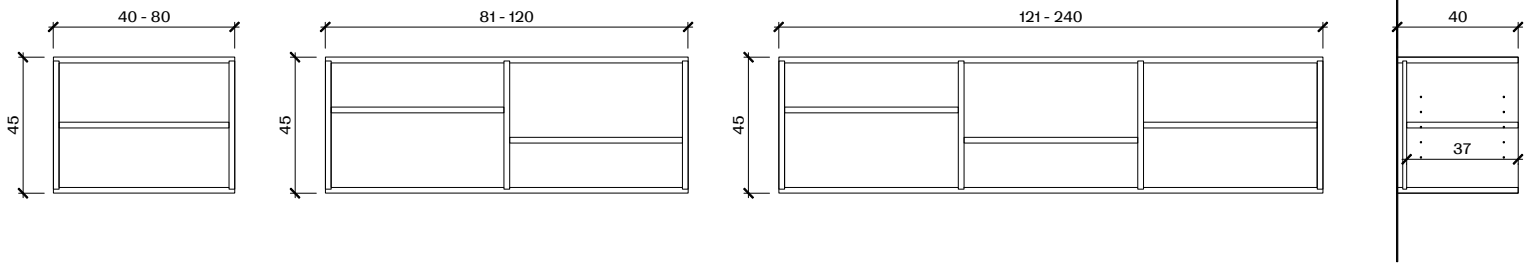
WO20	Oak/Ash
40 - 60cm wide:	£168
61 - 80cm wide:	£200
81 - 120cm wide:	£284
121 - 180cm wide:	£394
181 - 240cm wide:	£528

WO30 - Open wall unit, 30cm high, no shelves



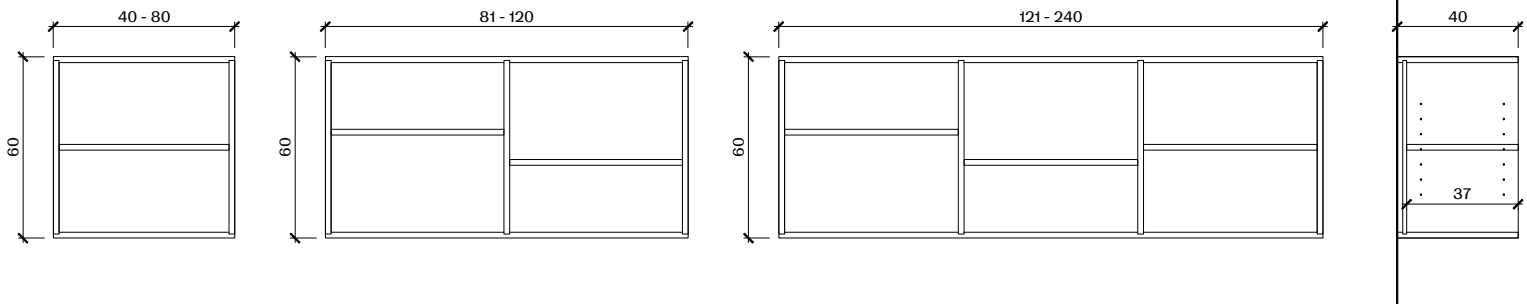
WO30	Oak/Ash
40 - 60cm wide:	£240
61 - 80cm wide:	£292
81 - 120cm wide:	£428
121 - 180cm wide:	£616
181 - 240cm wide:	£790

WO45 - Open wall unit, 45cm high, 1 adjustable shelf



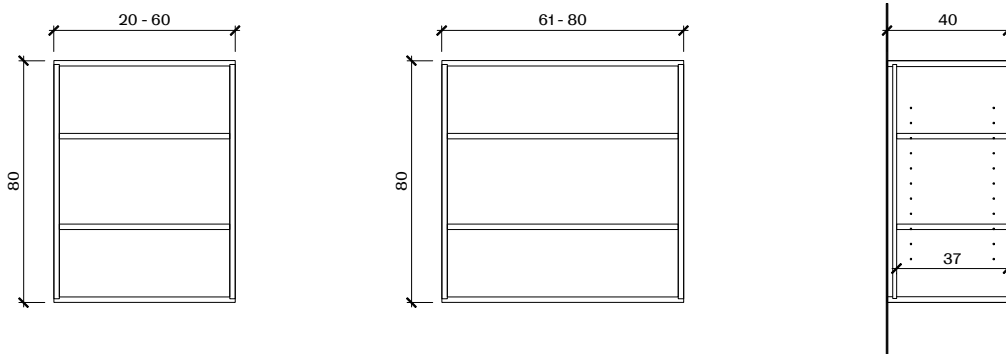
WO45	Oak/Ash
40 - 60cm wide:	£348
61 - 80cm wide:	£424
81 - 120cm wide:	£644
121 - 180cm wide:	£910
181 - 240cm wide:	£1248

WO60 - Open wall unit, 60cm high, 1 adjustable shelf



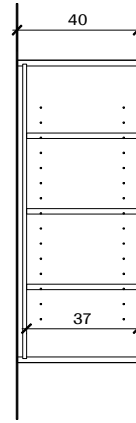
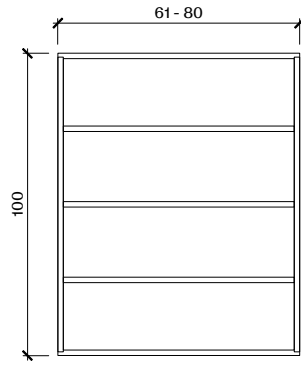
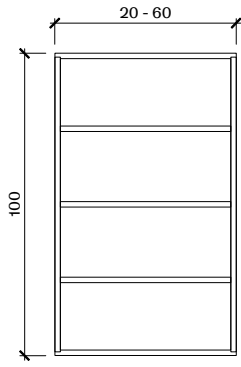
WO60	Oak/Ash
40 - 60cm wide:	£396
61 - 80cm wide:	£484
81 - 120cm wide:	£714
121 - 180cm wide:	£1032
181 - 240cm wide:	£1352

WO80 - Open wall unit, 80cm high, 2 adjustable shelves



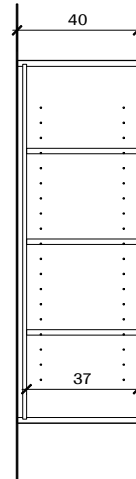

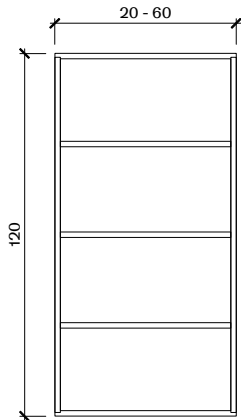
WO80	Oak/Ash
20 - 40cm wide:	£406
41 - 60cm wide:	£522
61 - 80cm wide:	£636

WO100 - Open wall unit, 100cm high, 3 adjustable shelves



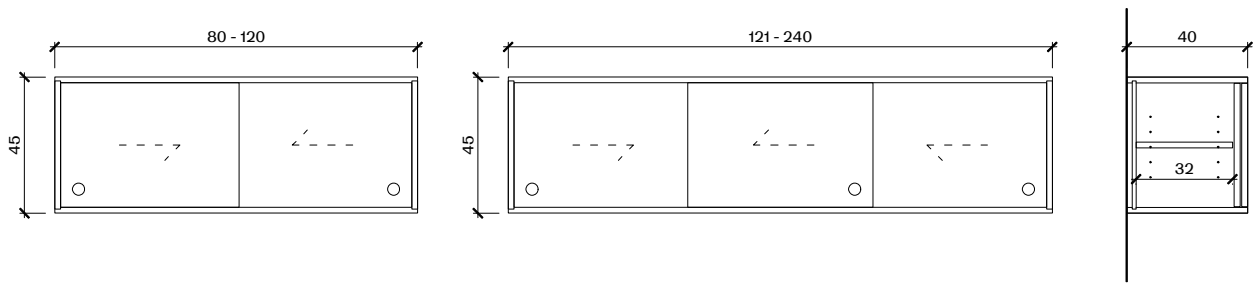
WO100 Oak/Ash
20 - 40cm wide: £508
41 - 60cm wide: £648
61 - 80cm wide: £792

WO120 - Open wall unit, 120cm high, 3 adjustable shelves



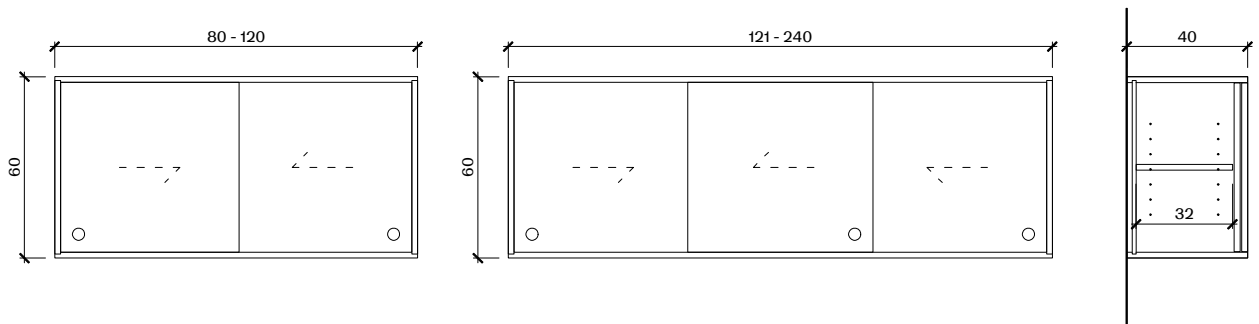
WO120 Oak/Ash
20 - 40cm wide: £562
41 - 60cm wide: £714
61 - 80cm wide: £868

WSD45 - Sliding door wall unit, 45cm high, 1 adjustable shelf



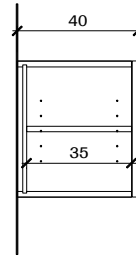
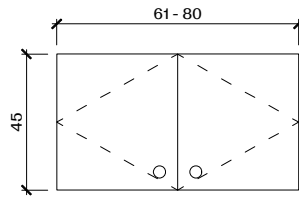
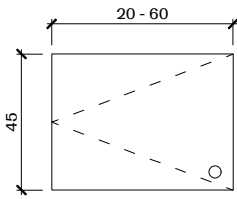
WSD45:	Oak/Ash
80 - 120cm wide:	£1038
121 - 180cm wide:	£1518
181 - 240cm wide:	£1928

WSD60 - Sliding door wall unit, 60cm high, 1 adjustable shelf



WSD60	Oak/Ash
80 - 120cm wide:	£1160
121 - 180cm wide:	£1718
181 - 240cm wide:	£2150

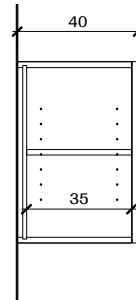
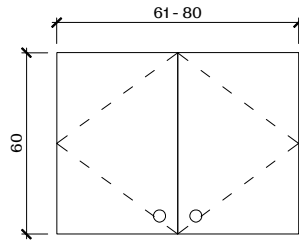
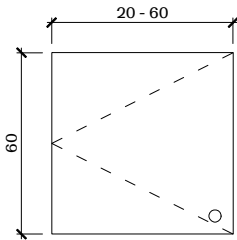
WD45 - Hinged door wall unit, 45cm high, 1 adjustable shelf



WD45	Birch	Oak/Ash
20 - 40cm wide:	£318	£356
41 - 60cm wide:	£420	£470
61 - 80cm wide:	£552	£614

Note: Doors can also be top hung for an additional cost of £50 per door.

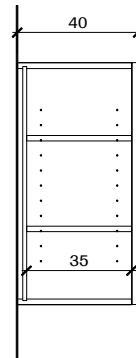
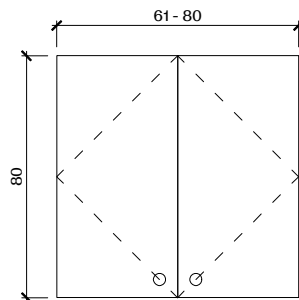
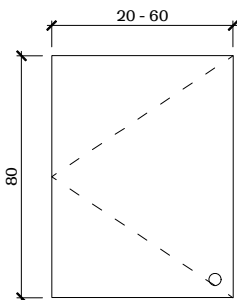
WD60 - Hinged door wall unit, 60cm high, 1 adjustable shelf



WD60	Birch	Oak/Ash
20 - 40cm wide:	£380	£424
41 - 60cm wide:	£488	£546
61 - 80cm wide:	£642	£712

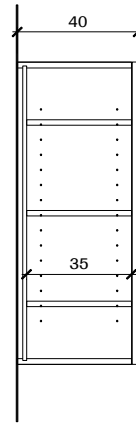
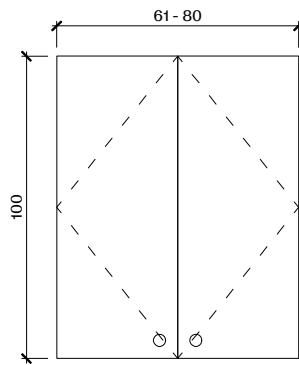
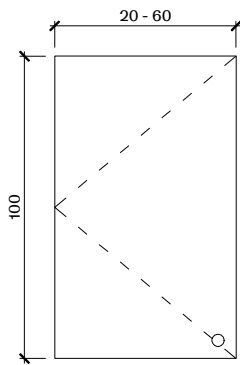
Note: Doors can also be top hung for an additional cost of £50 per door.

WD80 - Hinged door wall unit, 80cm high, 2 adjustable shelves



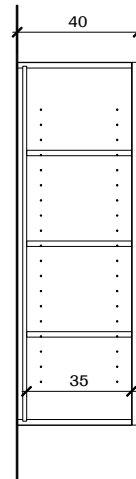
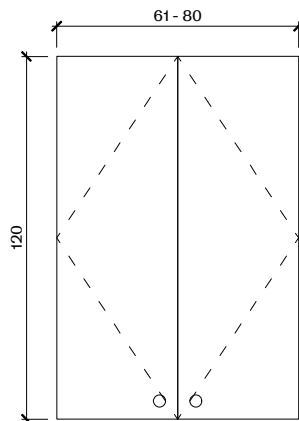
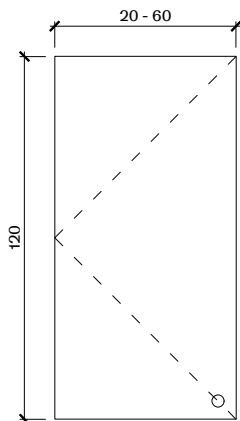
WD80	Birch	Oak/Ash
20 - 40cm wide:	£490	£548
41 - 60cm wide:	£638	£714
61 - 80cm wide:	£828	£920

WD100 - Hinged door wall units, 100cm high, 3 adjustable shelves



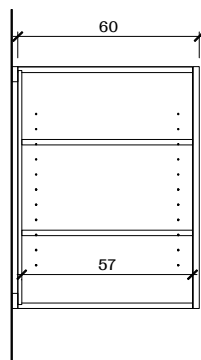
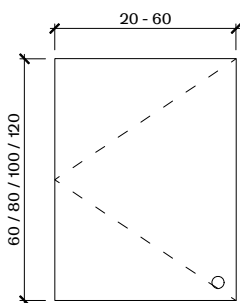
WD100	Birch	Oak/Ash
20 - 40cm wide:	£600	£676
41 - 60cm wide:	£780	£876
61 - 80cm wide:	£1010	£1126

WD120 - Hinged door wall units, 120cm high, 3 adjustable shelves



WD120	Birch	Oak/Ash
20 - 40cm wide:	£672	£754
41 - 60cm wide:	£870	£976
61 - 80cm wide:	£1122	£1250

WDXL - Extra deep hinged door wall unit

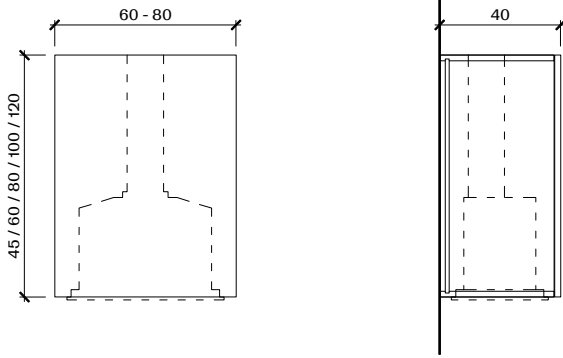


WDXL	Birch	Oak/Ash
WDXL60 (60cm high): 20 - 60cm w:	£612	£692
WDXL80 (80cm high): 20 - 60cm w:	£804	£910
WDXL100 (100cm high): 20 - 60cm w:	£986	£1120
WDXL120 (120cm high): 20 - 60cm w:	£1094	£1240

Notes:

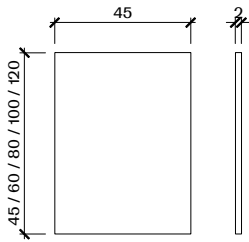
- These units are typically used adjacent to tall units.

WE - Wall unit, extractor fan housing



WE	Birch	Oak/Ash
WE45 (45cm high):		
60cm w:	£348	£388
61 - 80cm w:	£426	£476
WE60 (60cm high):		
60cm w:	£418	£466
61 - 80cm w:	£516	£574
WE80 (80cm high):		
60cm w:	£526	£584
61 - 80cm w:	£636	£704
WE100 (100cm high):		
60cm w:	£616	£684
61 - 80cm w:	£752	£832
WE120 (120cm high):		
60cm w:	£708	£786
61 - 80cm w:	£862	£954

SP - Side panels suitable for wall units

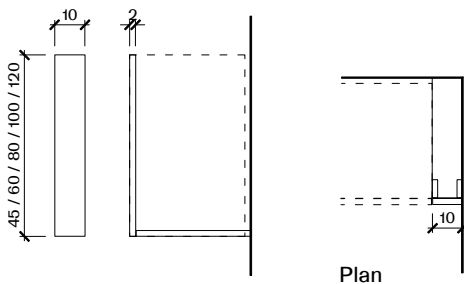


SP	
45 x 45cm high:	£70
45 x 60cm high:	£88
45 x 80cm high:	£118
45 x 100cm high:	£148
45 x 120cm high:	£176

Notes:

- Side panels are used to cover the exposed sides of cabinets.
- Prices based on standard laminate or oak/ash veneer, premium matt laminate also available.

WF - Wall unit end of run filler




WF	
45cm high:	£44
60cm high:	£52
80cm high:	£68
100cm high:	£84
120cm high:	£96

Notes:

- This component is used to fill the gap between base units and an end wall. Front panel is supplied at 10cm wide, but can be reduced and/or scribed to the shape of the wall by installer.
- A fascia panel and a panel on the underside are provided.
- These fillers are supplied to match the materials of the wall units.

Finishing touches

KB - Kickboards for base, tall and bench units



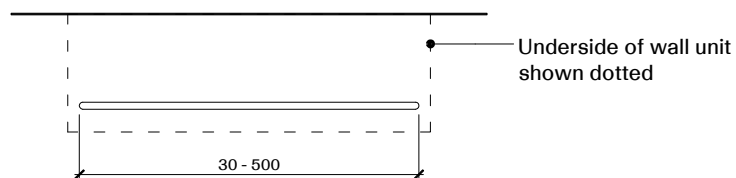
KB

Oak/Ash:	£64
Standard laminate:	£80
Premium matt laminate:	£106

Notes:

- Kickboards are only supplied in 242cm lengths
- Clips to attach kickboards to cabinet legs are included

LED - Wall unit and tall pantry LED lighting

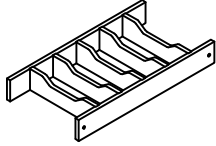


30 - 125cm:	£150
126 - 250cm:	£280
251 - 500cm:	£550

Notes:

- LED lighting is supplied in an aluminium track that is flush mounted on the underside of the wall units or inside the tall pantry cupboards.
- A 55cm long LED strip will be suitable for a 600mm unit, a 75cm LED will be suitable for an 80cm cabinet etc.
- LEDs are high strength, warm white in colour, and come with a touch controlled on/off/dimmer switch mounted in the track
- LED drivers and 2m of cable will be provided.

CUT - Cutlery drawer insert

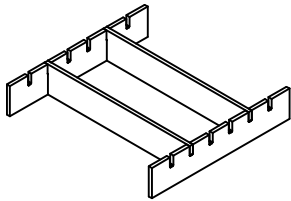


CUT
to suit 9cm drawer depth: £74

Notes:

- CUT can be made at width to suit designated drawer box.
-

DIV - Drawer divider insert



DIVIDER
DIV9 - 9cm drawer depth: £44
DIV12 - 12cm drawer depth: £68
DIV20 - 20cm drawer depth: £106

Notes:

- DIV dividers come with two movable dividers.
 - DIV can be made at width to suit designated drawer box.
-