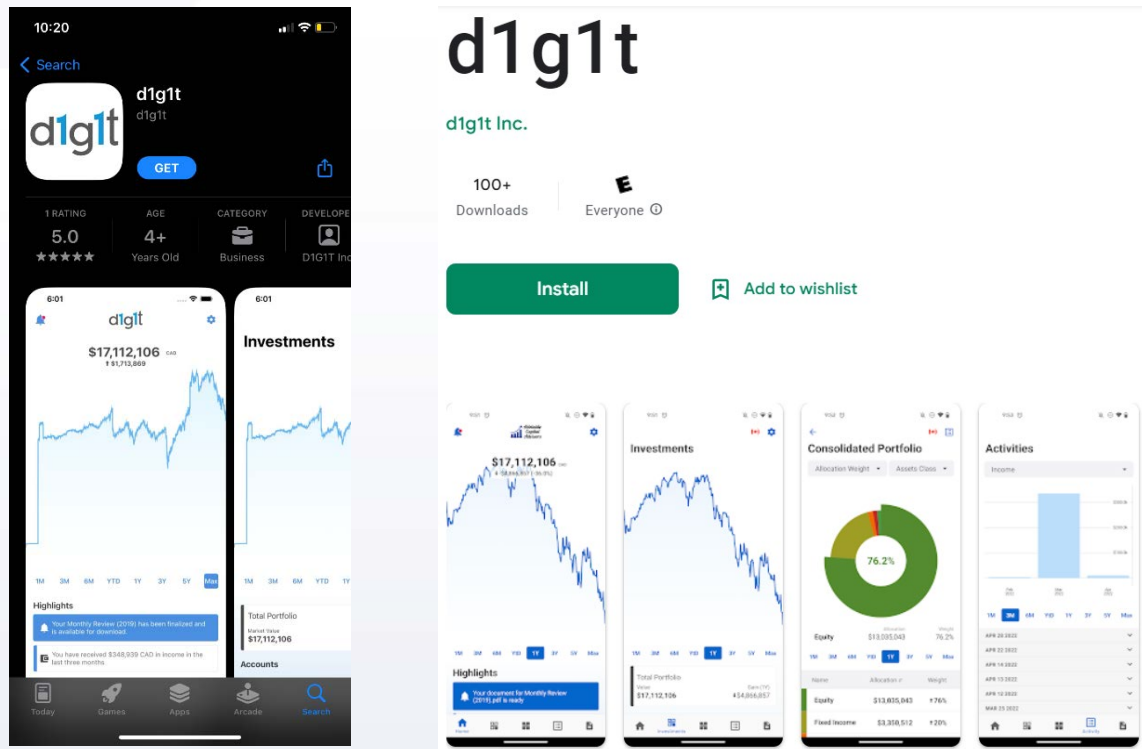


D1G1T MOBILE APP


How to Install the D1g1t Mobile App

To install the new application, go to the App Store (iPhone users) or Google Play Store (Android users) and search 'd1g1t'. Download the app shown below.




Upon downloading the app, all clients will need to complete a one-time set up by entering the firm name (**qwealth**).

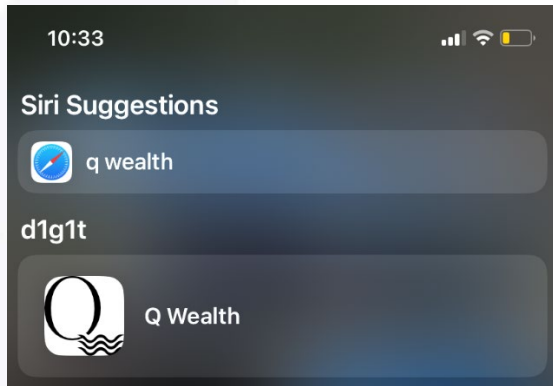
Once entering '**qwealth**', select **CONTINUE**.



Entering the firm name will trigger the app to use Q Wealth's branding inside the app as well as change the app icon to Q Wealth.




In iOS the app name will be shown as 'd1g1t' but will still have the QWealth icon. However, users can search 'QWealth' in Spotlight to find the app (see below). For Android, both the app name and icon are 'QWealth'.



The existing white labelled app will eventually be discontinued.

Once the existing app is discontinued, you will see the below screen when you open the app.



If you have any questions about the mobile app, please contact help@qwealth.com.