

students[®]

**BATTLECREEK
STUDENT CAMP 2026
PARENT INFO**

Student Camp Information

We are so excited for your student to be part of Camp this year. Our heart is to create an environment where students can have fun, build meaningful friendships, and most importantly, grow in their relationship with Christ.

In this packet, you will find everything you need to know to help your student prepare for Camp, including important dates, packing information, medical details, and what to expect throughout the week.

If you have any questions or concerns not addressed in this packet, please reach out to your Campus Student Minister:

Alleigh Jezek, South Tulsa Student Minister

ajezek@battlecreekchurch.com

Rianna Warren, Midtown Associate Student Minister

rwarren@battlecreekchurch.com

Jimmy Sampson, Jenks Student Minister

jsampson@battlecreekchurch.com

Bryce Perritt, Owasso Student Minister

bperritt@battlecreekchurch.com

Wyatt Pennington, Broken Arrow Student Minister

wpennington@battlecreekchurch.com

Camp Location & Accommodations

Eagle Sky Camp of The Ozarks, Piedmont, MO

Each student will be assigned to a cabin which includes twin sized bunk beds, indoor bathroom/shower, and a water bottle refilling station. The cabins are clean, comfortable, and fully equipped. All meals are provided. Allergy accommodations will be provided for those who listed them on their registration form.

Travel

We will be taking charter buses to and from Camp. Each bus will have a bathroom available to students during travel. When we stop to pick up lunch, students will remain on the bus. They will eat on the bus as we continue to travel. All meals are covered in the cost of Camp.

Dream Team

We are taking an army of incredible adults with us to Camp. We call these adult volunteers our Dream Team because they are the team that makes Camp happen! In addition to roles like Hospitality, Safety, and Production, we have members of our Dream Team who will serve as Community Group Leaders for your student. All of these adults have a background check on file and has been trained to help your student advance in their journey with Christ at Camp. They will be responsible for watching over your student and caring for them the entire week.

Community Groups

Your student will be assigned to a small group called a “Community Group” for the week. This group will be made up of other students of the same gender and similar grade. It will be led by 2 Community Group Leaders of the same gender. This will be the perfect place for new friendships, healthy discussion, and spiritual growth for your student.

Squad Wars

Our recreation is called “Squad Wars.” This is a series of competitions and activities that all students will have the chance to participate in each morning. Each student will be assigned to one of 4 squads. You can find your student’s squad assignment at <https://www.battlecreekchurch.com/studentcamp>

after June 10. Keep in mind that the more effort and engagement your student puts into squad wars, the more they will get out of it.

Eagle Sky Camp Store & Snack Shops

Eagle Sky blesses each camper with \$100 credit to the camp store. Students are welcome to bring cash to use at the snack shop throughout the week if they would like.

Communication from Camp

We will be posting daily updates to our social media platforms, so please follow us on

Facebook: <https://www.facebook.com/BattleCreekStudents>

Instagram: <https://www.instagram.com/battlecreekstudents/>

Since we ask students not to bring cell phones to Camp, please have the mindset that no news directly from your student is good news. Being free from the distraction of their phone ensures that your student will have the maximum amount of interaction with God and others.

If you need to contact your student in an emergency, you may call any of the following contacts:

Alleigh Jezek, South Tulsa Student Minister	(918)-899-8156
Rianna Warren, Midtown Associate Student Minister	(817)-437-1027
Jimmy Sampson, Jenks Student Minister	(918)-344-2831
Bryce Perritt, Owasso Student Minister	(918)-557-2964
Wyatt Pennington, Broken Arrow Student Minister	(918)-899-4500

Check-in Information

Lice Check

Each student and person on our Dream Team are required to pass a lice check. This is mandatory.

Date: Sunday, June 21st

Location/Time: ALL Campuses at 10:45am-11:45am

Monday Check-in

Date: Monday, June 22nd

Time: Broken Arrow Campus Students at 6:30am

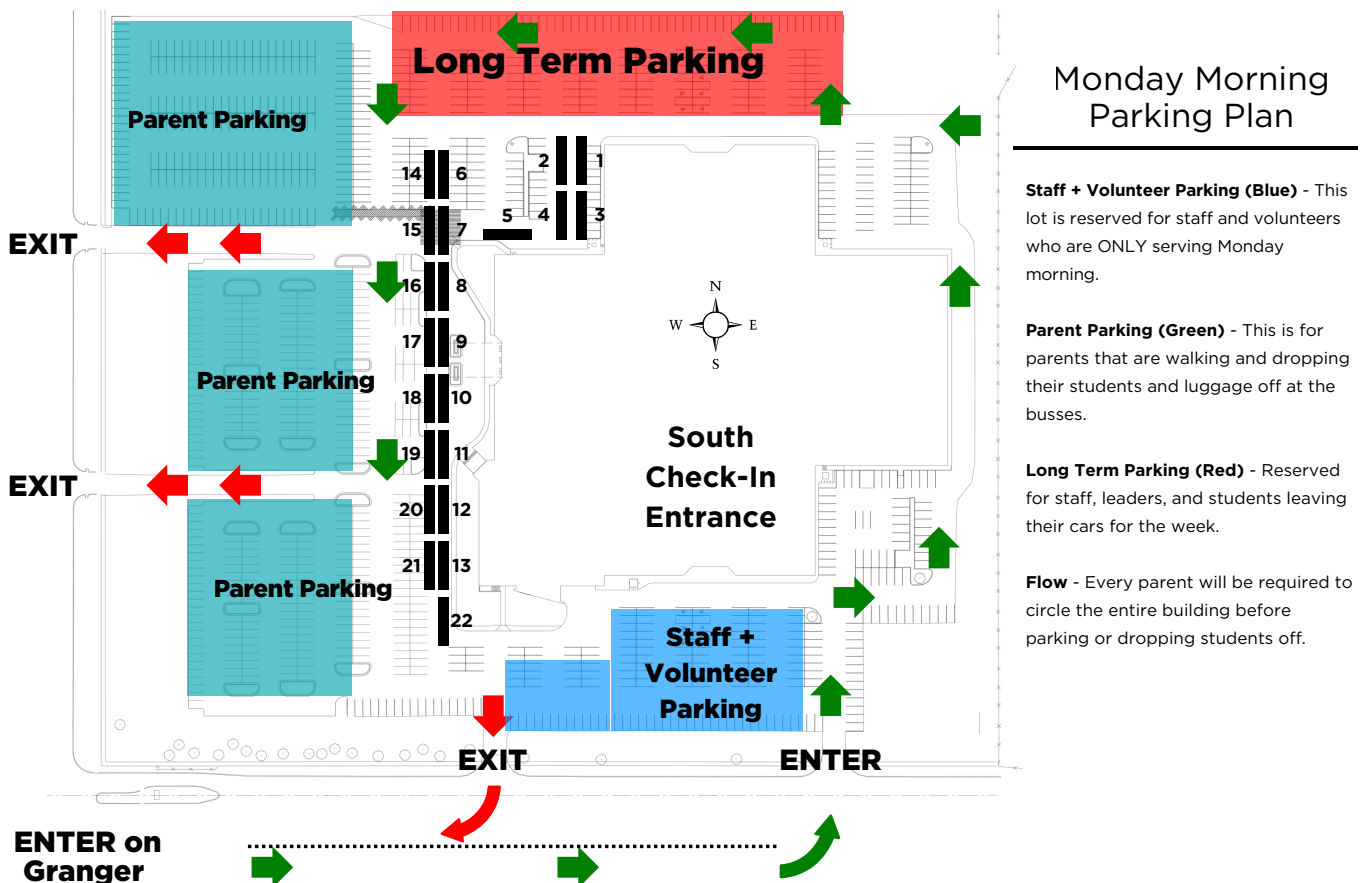
All other Campus Students at 7:00am

Location: BattleCreek Church Broken Arrow (3025 N Aspen Ave. Broken Arrow, OK 74012)

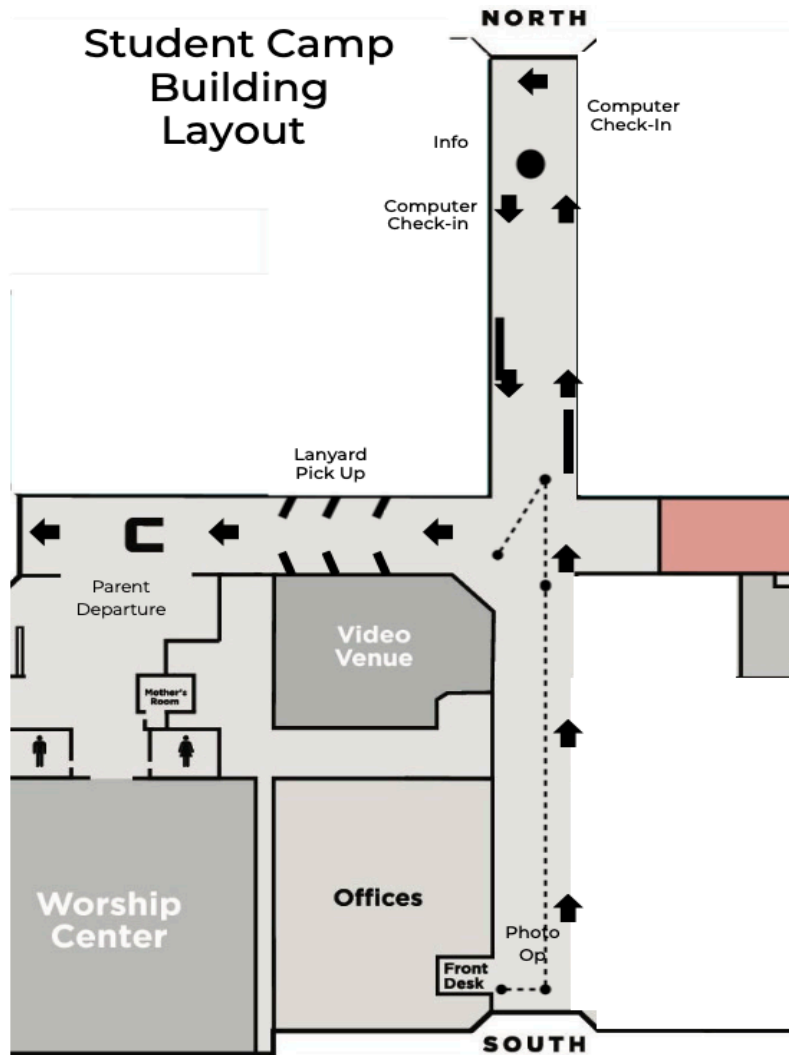
Parents/Guardians are asked to accompany their student through the check-in process to ensure that all appropriate forms are signed.

Parking: Please follow the parking map below.

Luggage Drop Off: Each Student's bus assignment will be communicated to the parent via email by Sunday, June 21st. Once parked, walk student's luggage to their assigned bus and load their luggage on the bottom of the bus. Anything a student wants to have with them in their seat on the bus should be held on to until the student loads onto the bus after orientation.



Check-in: Parents and Students will enter through the South Entrance and follow the map below.



Monday Morning Interior Flow

- Enter through south doors.
- Take ALL the pictures at the photo op!
- Follow arrows and stanchions.
- Check in on the computers.
- Have questions? Stop by the info table!
- Pick up your lanyard
- One last hug! (Make it a good one)
- See you Friday!

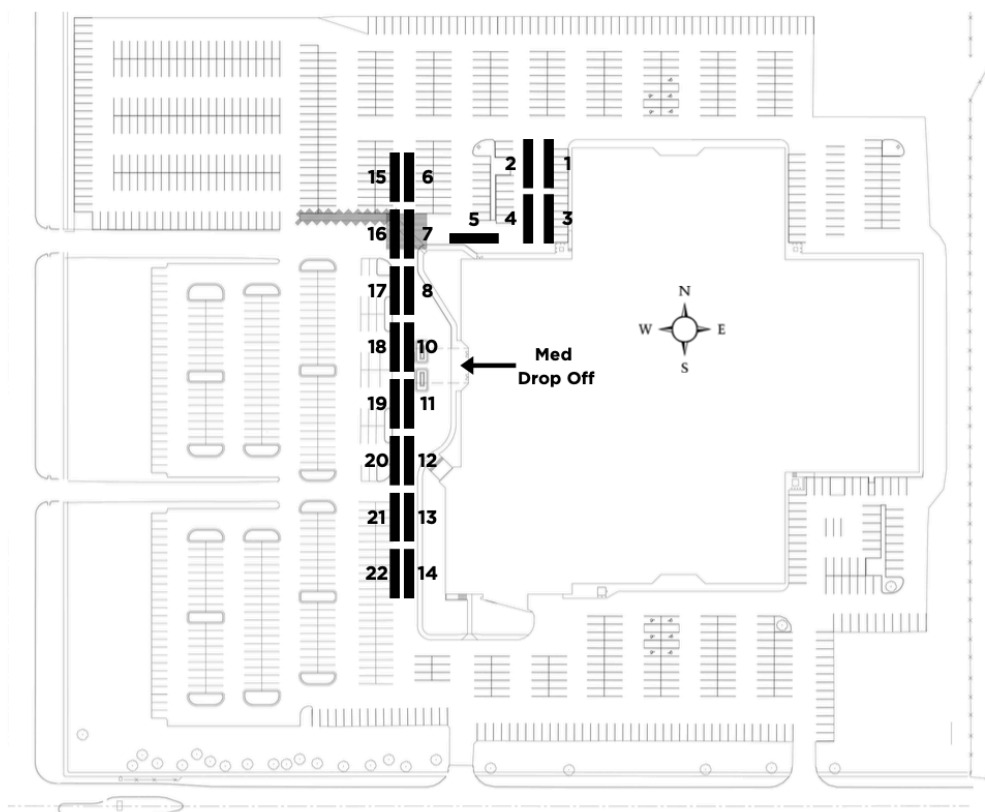
Once Students have completed check-in, they will not be permitted to leave the worships center or the chapel. All parents will be required to exit through the west doors.

Friday Pick-up Information

Date: Friday, June 26th

Time: Approximately 5:30pm (We will communicate through the BattleCreek Students Facebook page all travel updates. <https://www.facebook.com/BattleCreekStudents>)

Location: BattleCreek Church Broken Arrow (3025 N Aspen Ave. Broken Arrow, OK 74012)



Friday Night Pick Up Notes

- The building will be locked and no entry will be allowed.
- Please remain in your car until all busses have arrived and parked.
- All parking will be open for pick up.
- If you have medicine to pick up, med tent will be underneath the west awning.
- ETA for buses is 5:30pm.

Note: All medications must be picked up on Friday under the west awning. All unclaimed medications will be safely disposed by the end of Sunday, 28th.

Medical Information

We have an incredible medical team who will be traveling with us and caring for us throughout the week. Safety is a top priority for us, and we will take every precaution to keep your students safe and healthy!

MEDICATION DROP-OFF

- **Wednesday, June 17** at the Broken Arrow Campus from 6:00–7:00 p.m.
- **Sunday, June 21** at all campuses from 10:45–11:45 a.m.

These are the **only** times medications can be dropped off. *No medications will be accepted after Sunday, June 21. Medications **must be** in original packaging.*

MEDICATION PICK-UP – After Camp

- **Friday, June 26:** Medications must be picked up from the Medical Team before leaving BattleCreek Church.
- Medication Pick-Up will be located at the West entrance under the awning. Any unclaimed medications will be safely disposed of by end of day Sunday, June 28.

Please **do not** send:

- Over-the-counter medications such as Tylenol, Pepto, or Advil. These will be provided by our Camp Medical Team.
- Vitamins, unless specifically prescribed by a doctor.

Medication Policy Reminder

There is zero tolerance for students having medications—prescription or over-the-counter—that are not turned in. No medications should be packed in your student’s suitcase. This is a serious safety concern. All adult leaders attending camp are also required to turn in any medications.

Helpful Tips to Prepare Your Student for Camp

- Camp involves a lot of walking. One of the most common reasons students visit the Med Team is for blisters and chafing. Be sure to pack supportive shoes, extra socks, and appropriate clothing.
- Please avoid sending energy drinks. Excessive caffeine can lead to dehydration and increase the risk of heat-related illness. Instead, send a refillable water bottle.
- Please send sunscreen and encourage your student to use it regularly.

Packing Information

Luggage

- Each student is allowed one suitcase, one trash bag with bedding, and one small carry-on
- Label all clothing, luggage, etc. with your student's name.
- Place all bedding/or sleeping bag/ pillow in a white trash bag labeled with student's name.

Dress Code

Shorts/Skirts/Dresses:

- Shorts must be at least fingertip length or mid-thigh. No volleyball shorts.
- Shorts or pants that have writing across the backside are not permitted.
- T-shirts that fully cover your butt must be worn with leggings and biker shorts.

Shirts:

- Shirts must have straps that are at least 2 finger width wide (no spaghetti straps, off the shoulder, halter, or one strap shirts)
- Shirts must not expose any part of the bra, cleavage, or stomach (including when hands are above the head)
- Tanks with large armholes for girls are acceptable as long as no bra is showing; Tanks with large armholes for guys are acceptable as long as ribcage and nipples are not exposed.
- Shirts with offensive language, symbols, or images are not permitted.

Swimsuits:

- Once-piece swimsuit or Tankinis if top and bottom meet (including when arms are raised)
- All other swimsuits must be covered by a dark colored t-shirt
- Speedos are not permitted for guys
- When walking to swimming areas, shorts and a shirt are required for guys and girls.

Theme Nights

- All of the above rules must be observed while in costume.
- Monday – Y2K Night
- Thursday – Boot Scoot Night

What to Bring/Packing List*

- Bible & Pen
- Refillable Water Bottle
- Casual/athletic clothes for 5 days
- Swimsuit (See Dress code)
- Sunscreen and sunglasses
- Tennis shoes/sandals/shower shoes
- Toiletries
- Medications (must be turned in to Medical Team)
- Spending Money for snack shack (optional)
- Towels/wash cloth/beach towels
- Pillow/bedding for twin bed or sleeping bag
- Clothes for Theme Nights (optional)
- Please send your student with an extra set of clothes and a pair of shoes they don't mind getting very dirty or even throwing away. The mud course requires closed-toe shoes, and conditions will be extremely muddy, making items difficult to clean. We strongly recommend avoiding their nicest or most expensive shoes, as they could be lost or damaged.

***If anything is lost or stolen, neither BattleCreek Church nor Eagle Sky Camp is responsible for replacing it.**

Do Not Bring

- Weapons of any kind (knives, guns, etc.)
- Alcohol/drugs (including tobacco, lighters, or vapes)
- Prank items (orbeez guns, balloons, etc.)
- Cell Phone, AirPods, iPads, tablets, portable speakers, etc.
- Body modification tools (tattoo or piercing kits)

Code of Conduct

Students and Leaders

Always respect the other person's physical boundaries:

Our program is not a place for physical relationships of any kind:

- No PDA
- No sharing of shower or bathroom stalls
- No sharing of beds
- No hitting, kicking, slapping or punching
- No touching of private areas (this includes slapping someone on the rear)
- No physically demeaning humor (snuggies/wedgies etc.)
- No walking about the cabin without covering private areas (not even youth of same sex)
- Clothes should only be changed in the privacy of a bathroom or shower stall
- No roughhousing or wrestling
- No use of cell phones, tablets, portable speakers, or other electronic devices.
- No possession or use of drugs, alcohol or tobacco

Always use appropriate verbal communication:

- No lying
- No gossiping about other youth or adults
- No calling names of any kind (even jokingly)
- No talking about another's physical body
- No profane language or use of slang terms.
- No discussions of a sexual nature

Always be where you need to be when you need to be there:

- No leaving the cabin after lights out
- No entering the cabin during the day without the presence of a leader and at least one other student or adult
- Travel in groups of 3 at all times
- Be on time to all activities
- No guys in girl cabins or girls in guy cabins

While our Staff is given the same Code of Conduct above, the following are specific to them:

- Staff should always remain in a group setting and never be one-on-one with a student.
- Do not show favoritism to any student
- Hold other staff accountable

Minor's rights:

- To have privacy when in private areas (bathroom, shower, etc.)
- To tell someone when feeling uneasy about ANY situation
- To be treated with respect
- To be taken seriously

Discipline:

If these rules are broken or any discipline issues arise, a member of the BattleCreek Student Staff will address the issue. If the situation warrants, students will be sent home. (Parents must pick up their student up from Camp.)

- If a student disrupts or breaks Camp rules, their leader will warn them.
- If the behavior continues, BattleCreek staff will be brought into the discussion. At this point you, the parent, may be called to discuss the situation with one of our leaders. We will give a fair warning that your student is showing signs that they don't want to be at Camp by not being compliant.
- If the behavior does not stop, you will be called to pick up your child at Camp.
- Examples of unacceptable behavior: complete disrespect for the Community Group Leader, vandalism, bullying, pulling pranks, or breaking the above-mentioned rules.

We have a zero-tolerance for any of the following and violation will result in immediate dismissal from Camp (parent pick-up) and could result in restriction from future BattleCreek Student events:

- Leaving the cabin after lights out
- Possessing and/or using drugs, alcohol, or tobacco
- Entering a cabin of the opposite gender
- Sexual misconduct
- Fighting

Camp Schedule

MONDAY

AM

6:30 Registration Opens – BA Campus
7:00 Registration Opens – All Other Campuses
7:45 Orientation
8:10 Load Busses
8:45 Leave

PM

11:45 Lunch
12:30 Leave from Lunch
3:30 Arrive at Eagle Sky Camp
4:00 Unload/Get settled in
5:00 JH Dinner
5:30 JH Rally in Adventure Room/ HS Dinner
5:55 HS Rally in Adventure Room
6:45 Night Session Begins
8:45 C-Groups
10:00 Late Night
10:45 Back to Rooms
11:30 Lights out

TUESDAY/THURSDAY

AM

8:00 JH Breakfast/ HS Devo
8:30 JH Devo Time/ JH Breakfast
9:15 Campus Session
10:30 JH Recreation (TUES: WET/THURS: DRY)/HS C-Groups
11:45 JH Prep for afternoon/HS Recreation (TUES: WET/THURS: DRY)

PM

12:15 JH Lunch
12:45 JH C-Groups/HS Prep for Afternoon
1:30 HS Lunch
2:00 JH East Sky Time/HS West Sky Time
3:00 JH West Sky Time/HS East Sky Time
5:00 JH Dinner
5:30 JH Rally in Adventure Room/HS Dinner
5:55 HS Rally in Adventure Room
6:45 Night Session Begins
8:45 C-Groups
10:00 Late Night
10:45 Back to Rooms
11:30 Lights out

WEDNESDAY

AM

8:00 JH Breakfast/HS Devo Time
8:30 JH Devo Time/ HS Breakfast
9:15 Morning Session (The Rock)
10:30 JH Recreation (MUD)/HS C-Groups
11:45 JH Prep for afternoon/HS Recreation (MUD)

PM

12:15 JH Lunch
12:45 JH C-Groups/HS Prep for Afternoon
1:30 HS Lunch
2:00 JH East Sky Time/HS West Sky Time
3:00 JH West Sky Time/HS East Sky Time
4:00 Dismiss to Clean-up
5:00 JH Dinner
5:30 JH Rally in Adventure Room/ HS Dinner
5:55 HS Rally in Adventure Room
6:45 Night Session Begins
8:45 C-Groups
10:00 Back to Rooms
11:00 Lights out

FRIDAY

AM

7:20 Baptism Breakfast
7:30 JH Breakfast/ HS Devo
8:00 JH Devo Time/HS Breakfast
8:30 Baptism Lake Side
9:30 Load Buses
10:00 Leave Eagle Sky

PM

1:00 Lunch
2:00 Leave from Lunch
5:30 Arrive at BattleCreek
5:45 Grab Luggage and Head Home