



INQUANT DEBT PLUS

A low-risk product with returns higher than Fixed Income

SEBI Licensed Category – III Alternative Investment Fund



Why Inquant Debt Plus



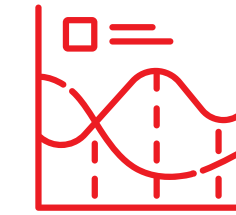
SECURE INVESTING

- Grows your money in both bullish and bearish markets
- No credit or interest rate risk
- Minimal probability of monthly drawdown




EASY LIQUIDITY

- Enjoy monthly liquidity
- Zero exit load
- No lock-in period



CONSISTENT RETURNS

- Designed to deliver ~13% p.a.
- Resilient performance even in volatile markets



PURE ARBITRAGE

- Invests in fixed deposits or liquid funds to generate a base return
- Uses the above as collateral to generate additional returns via the arbitrage strategy
- Tech-enabled, free from human error



Inquant Debt Plus **superior** on Risk/Return matrix



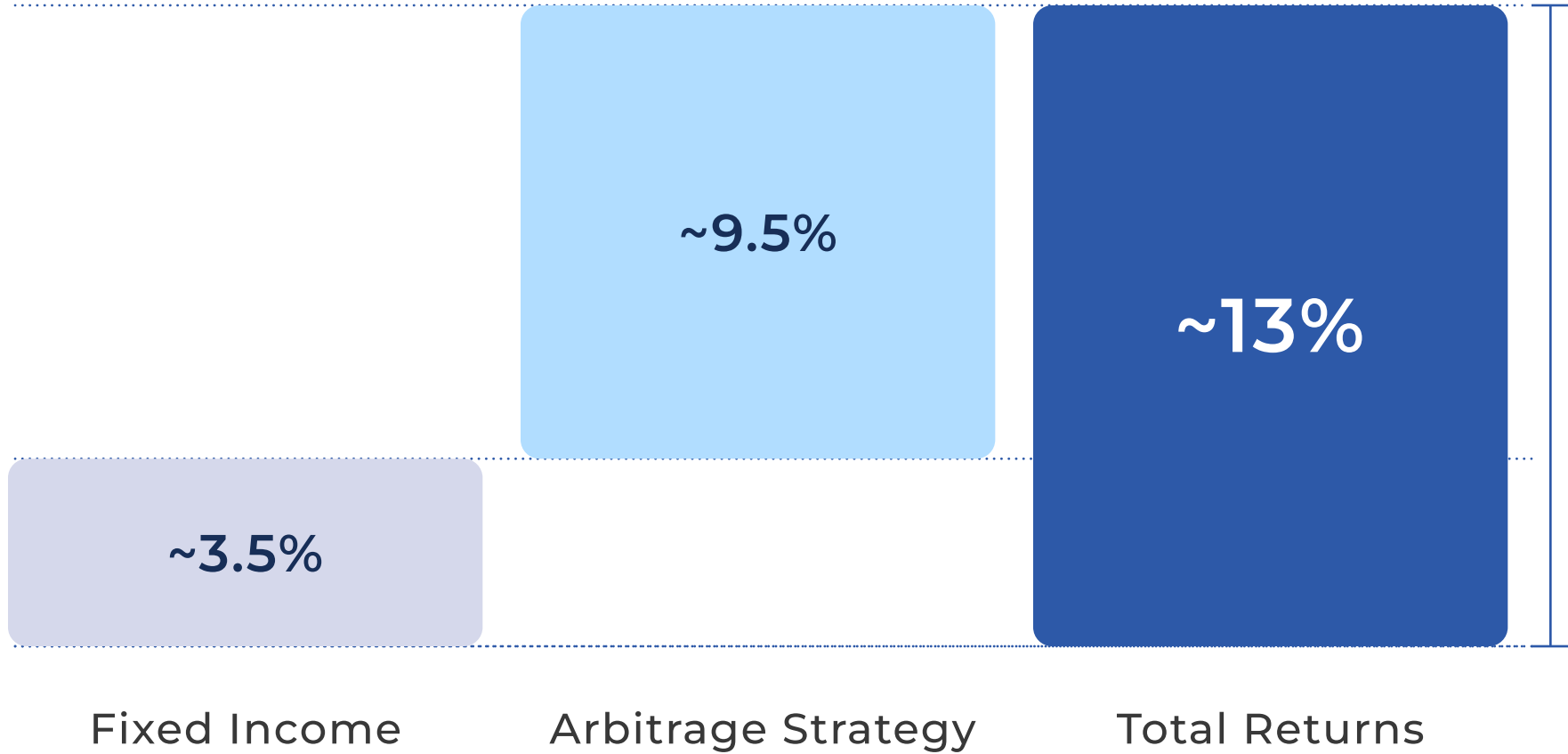
*For Illustration purposes only.
Not drawn to scale*



Fund's Performance

Scheme Returns	Jan	Feb	Mar	Apr	May	Jun	Jul	Aug	Sep	Oct	Nov	Dec	Total
2024	1.10%	1.00%	1.01%	1.68%	1.08%	1.99%	1.54%	1.27%	1.41%	0.93%	1.03%	1.08%	15.12%
2025	1.24%	0.16%	1.30%	1.03%	1.10%	1.34%	0.43%	0.82%	1.03%	1.18%	0.81%	0.52%	10.96%
2026	0.70%	0.50%	0.28%	1.44%	0.84%								

Break-up of the expected returns



Arbitrage Strategy: How the returns are generated

- Large orders by market participants create short-term market inefficiencies
- This leads to availability of arbitrage which the fund capitalises upon
- Our state-of-the-art tech systems take advantage of these micro dislocations



Risk Management

Principle	Description
Sticking to the script	The fund deploys arbitrage strategy only which has been rigorously tested
Diversification	The fund avoids concentration risk by dealing in a large number of stock derivatives
Manage Operational Risk	Automated, technology-driven, order-placement and position management sharply reduces operational risk



Terms

Fund	Inquant Debt Plus		Minimum Investment	INR 1 crore
Strategy / Nature	Pure Arbitrage using stock derivatives		Sponsor Commitment	5% or 10 Crores whichever is lower
Investment Manager	Inquant Systematic Investment Managers LLP		Taxation	Taxation at the fund level
Nature of Fund	Category III AIF, Open Ended Fund		Frequency	NAV : Monthly, Subscription : Monthly
Custodian & PCM	Orbis Financial Corporation Ltd.		Liquidity	Monthly with no exit load
Fund Accounting			Hurdle Rate	8.19% for FY 2026-27 (FBIL 12M T-Bill rate + 2.50% p.a.)
Trustee	Orbis Trusteeship Services Pvt. Ltd.			
Fee Structure	A1	INR 1-5 crores	1.5% p.a. of the NAV	20% above Hurdle Rate*
	A2	INR 5-10 crores	1.25% p.a. of the NAV	
	A9	INR 10 crores and above	1% p.a. of the NAV	

*High Water Mark; No catch-up
Please refer to the PPM for details



Institutional Pedigree Driving Inquant



**Senior Ex-Banker
Leadership**



**Deep Global Markets
Experience**



Proven Track Record



Saurabh Saraswat

Senior banker with 25 years' experience across fund management and handling institutional clients in BNP Paribas and Standard Chartered. Conducted multiple international roadshows with chairmen/executive directors of the top Indian banks. Helped Indian financial institutions raise capital from investors in Asia, Europe and the Middle East. IIM Lucknow (PGDM); St. John's College (B.Sc).

Saurabh is also a visiting professor at IIM Udaipur.

[Linkedin.com/in/saurabhsaraswat/](https://www.linkedin.com/in/saurabhsaraswat/)



Pranshu Chugh

20 years' experience across Fund Management & Global Markets (BNP Paribas & Futures First). Expertise in structuring, pricing and execution of various derivative instruments. Helped institutions identify FX, interest rate and gap funding risk in their balance sheets and delivered customized solutions to mitigate the risks. IIM Lucknow (PGDM); IIT Guwahati (B.Tech)

[Linkedin.com/in/pranshuchugh/](https://www.linkedin.com/in/pranshuchugh/)



Risk Factors

- The fund seeks to invest in listed securities. Market price fluctuation in these securities is likely to have direct impact on the value of Fund's investment. Portfolio investments may be volatile due to variety of inherently difficult to predict factors including but not limited to domestic or international economic and political developments
- While the fund strives for capital protection, this is not a principal protection fund. There is no assurance / guarantee of pay-outs or returns
- The portfolio vehicle may be subject to catastrophic events and other majeure events during their construction, technical and/or operational phases. Such events may include fires, floods, earthquakes, wars, riots, terrorist acts, acts of God and similar risks. These events could result in a partial or total loss of a portfolio investment, or significant down time, resulting in lost revenues, among other potential detrimental effects. While the fund seeks to utilize insurance and other risk management products (to the extent available on commercially reasonable terms) to mitigate the potential loss, this may not always be practical or feasible
- The fund would invest in derivative securities as a part of its strategy to deliver superior risk adjusted returns. Risk associated with investment in derivatives include but are not limited to:
 - Derivative products are leveraged instruments and can provide disproportionate gains as well as disproportionate losses to the investor. Execution of derivative related strategies depends upon the ability of the Investment Manager to identify such opportunities. Strategies involve uncertainty and decision of the Investment Manager might not be profitable. No assurance can be given that the Investment Manager shall be able to identify or execute such strategies
 - Derivative products require the maintenance of adequate controls to monitor the transactions and the embedded market risks that a derivative adds to the portfolio. Besides the price of underlying asset, the volatility, tenor and the interest rates affect the pricing of derivatives
- Although it will be the policy of the fund to reasonably diversify its portfolio investments, the fund may at times hold relatively few investments. The fund could be subject to significant losses if a large position declines in market value or is otherwise adversely affected, including default of the issuer
- By reason of its other activities, the fund may acquire confidential or material non-public information or be restricted from initiating transactions in certain securities. The fund will not be free to act upon such information. Due to these restrictions, the fund may not be able to initiate a transaction that it otherwise might have initiated and may not be able to sell an investment that it otherwise might have sold
- The fund may invest in fixed income securities which would have risk of default and risk associated with changes in interest rate and/or credit spread
- At times the liquidity of the investment made by the fund might be restricted by trading volumes, settlement periods and transfer procedures
- The cash assets of the fund, including subscription amounts paid to it by beneficiaries and money awaiting distribution, will be held in bank accounts selected by the Fund using appropriate care and diligence. However, the solvency of such banks is not guaranteed and upon the insolvency of such a bank all or part of the fund's money may be lost
- The value and marketability of the fund's investment may be affected by changes or developments in the legal and regulatory climate in India. SEBI / RBI / the Government of India may make changes to regulations which may affect the ability of the fund's strategies to make, or exit investments
- The past performance of the Investment Manager and its affiliates may not necessarily be indicative of the results the Investment Manager may be able to achieve with a Fund's investments



Disclaimer

- Distributors may please note that the terms and conditions for investment into the Inquant Debt Plus fund by Inquant Alternative Investment Trust may undergo changes as advised by SEBI or as necessary from business point of view. Any advice to clients should be done by the distributors after carefully reading and understanding the contents of the private placement memorandum (PPM) including the risk factors, conflict of interests and other information as circulated by Inquant Systematic Investment Managers LLP, the investment manager for the fund, from time to time.
- This presentation is being furnished to the recipient on a private placement basis by Inquant Systematic Investment Managers LLP strictly on a confidential basis and must not be reproduced or redistributed to any person, other than the investors and potential investors.
- This document is neither a prospectus nor an invitation to subscribe the units of the fund. Nothing in the document is intended to constitute a legal, tax, security, or investment advice. The information in here is subject to change without notice. The facts and figures used in the presentation reflect the latest available information. Certain information made available in this document have been obtained from independent third-party sources believed to be reliable, but its accuracy and completeness are not guaranteed and have not been independently verified by the investment manager. All forward looking statements are forecasts and may be subject to change without notice.
- Investments in securities are subject to market and other risks and there is no assurance or guarantee that the objectives of the fund will be achieved. Prospective investors in fund are not being offered any guaranteed/assured returns. The investment strategy may not be suitable for all the categories of investors.
- Neither Inquant Systematic Investment Managers LLP, its partners and affiliates, directors, or employees accept any liability whatsoever for any direct or consequential loss arising from any use of this publication or its contents. The recipient of the material should rely on their own investigations and take their own professional advice. Opinions expressed are our opinions as of the date of appearing on this material only.
- Recipient should understand that the above-mentioned statements/presentation cannot disclose all the risks and characteristics. The recipient is requested to take into consideration the risk factors including their financial condition, suitability of risk return profile and the like and take professional advice before investing.



INQUANT DEBT PLUS (IDP)

CATEGORY: III, SUB-CATEGORY: LONG SHORT EQUITY FUND

Trailing Returns vs Nifty AIF Category III Indices and Public Market Indices

Period	INR							USD						
	Scheme Trailing Return	Nifty AIF Category III Index		Sub-Category: Long Short Equity Index		Public Market Indices		Scheme Trailing Return	Nifty AIF Category III Index		Sub-Category: Long Short Equity Index		Public Market Indices	
		Asset Weighted	Equal Weighted	Asset Weighted	Equal Weighted	Nifty 50 TR	Nifty Composite Debt TR		Asset Weighted	Equal Weighted	Asset Weighted	Equal Weighted	Nifty 50 TR	Nifty Composite Debt TR
2 years	9.56%	20.13%	24.24%	16.08%	18.24%	17.79%	8.46%	7.39%	17.74%	21.77%	13.77%	15.89%	15.45%	6.31%
1 year	11.82%	9.80%	11.79%	10.32%	11.10%	6.65%	8.63%	8.93%	6.97%	8.90%	7.48%	8.24%	3.90%	5.83%
6 months	5.62%	-6.72%	-7.14%	-1.44%	-0.93%	-8.51%	3.83%	3.41%	-8.67%	-9.08%	-3.50%	-3.00%	-10.43%	1.66%
3 months	2.50%	-7.71%	-7.42%	-1.85%	-2.24%	-0.29%	2.48%	2.55%	-7.67%	-7.37%	-1.80%	-2.19%	-0.24%	2.53%

Source: NSE Indices. Data as of March 31, 2025. Returns are calculated on a post-expenses, pre-carry, and pre-tax basis. Returns for PMIs are based on TRI values; 6-month, 3-month and 1-year returns are absolute returns. Returns for greater than one year are annualised returns. RBI reference rates are used for calculation of metrics in USD terms. Please refer the annexure for Sub-category definitions, Definitions of metrics used, and the number of schemes excluded from the calculation of benchmark metrics for the period ended March 31, 2025. For Nifty AIF Category III Index and Sub-Category: Long Short Equity Index, 307 Schemes and 57 schemes have been considered, respectively.

The table above shows the trailing returns of IDP versus Asset weighted and Equal weighted benchmark indices of Nifty AIF Category III Index, Relevant Sub-Category Index, and Nifty TR indices over specified horizons. For instance, during the 1-year period (i.e., from March 31, 2024 to March 31, 2025), IDP achieved a CAGR of 11.82%, while the Nifty AIF Category III Asset Weighted Index, the Long Short Equity Asset Weighted Index, Nifty 50 TR Index and Nifty Composite Debt TR Index achieved CAGRs of 9.80%, 10.32%, 6.65% and 8.63% respectively.

Financial Year (FY) Returns

Financial Year	INR							USD						
	Scheme Return	Nifty AIF Category III Index		Sub-Category: Long Short Equity Index		Public Market Indices		Scheme Return	Nifty AIF Category III Index		Sub-Category: Long Short Equity Index		Public Market Indices	
		Asset Weighted	Equal Weighted	Asset Weighted	Equal Weighted	Nifty 50 TR	Nifty Composite Debt TR		Asset Weighted	Equal Weighted	Asset Weighted	Equal Weighted	Nifty 50 TR	Nifty Composite Debt TR
FY 2024	7.35%	31.43%	38.08%	22.13%	25.83%	30.08%	8.29%	5.87%	29.60%	36.17%	20.44%	24.08%	28.28%	6.79%
FY 2025	11.82%	9.80%	11.79%	10.32%	11.10%	6.65%	8.63%	8.93%	6.97%	8.90%	7.48%	8.24%	3.90%	5.83%

Source: NSE Indices. Data as of March 31, 2025. Returns are calculated on a post-expenses, pre-carry, and pre-tax basis. Returns are provided only for those years where the category/ sub-category was in existence for the whole financial year. RBI reference rates are used for calculation of metrics in USD terms. Please refer the annexure for Sub-category definitions, Definitions of metrics used, and the number of schemes excluded from the calculation of benchmark metrics for the period ended March 31, 2025. For Nifty AIF Category III Index and Sub-Category: Long Short Equity Index, 307 Schemes and 57 schemes have been considered, respectively.



Contact



www.inquant.in

[Linkedin.com/company/inquant](https://www.linkedin.com/company/inquant)

Office Address:

Inquant Systematic Investment Managers LLP,
91 Springboard, Godrej & Boyce, Vikhroli (W),
Mumbai - 400079

