



Fannin County, Georgia

Market Trends

Property Type: Single Family

June 2025

Market Type



Key Details

Months of Inventory	Sold to List Price %	Median Days in RPR	Median Sold Price
9.77	95.1%	39	\$616,000
↑ 0.21% MoM	↓ 1.67% MoM	↓ 48% MoM	↑ 13.03% MoM

Realtors Property Resource®, LLC

Source: Listings

Median Estimated Property Value

June 2025

Property Type: Single Family

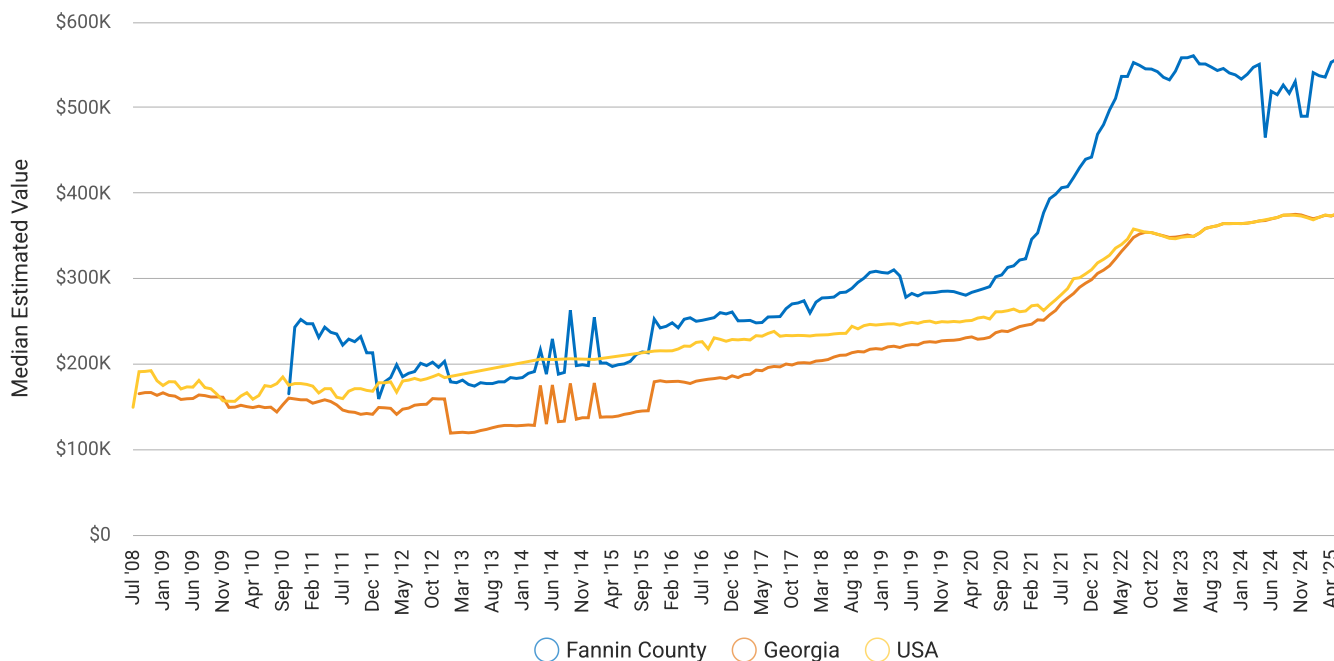
Median Estimated Value

\$573,010

Last Month Change

+2.9%

12 Month Change

+10.4%

Realtors Property Resource®, LLC

Source: Public Records and Listings

New Listings

June 2025

Property Type: Single Family



Realtors Property Resource®, LLC

Source: Listings

Active Listings

June 2025

Property Type: Single Family



Realtors Property Resource®, LLC

Source: Listings

New Pending Listings

June 2025

Property Type: Single Family



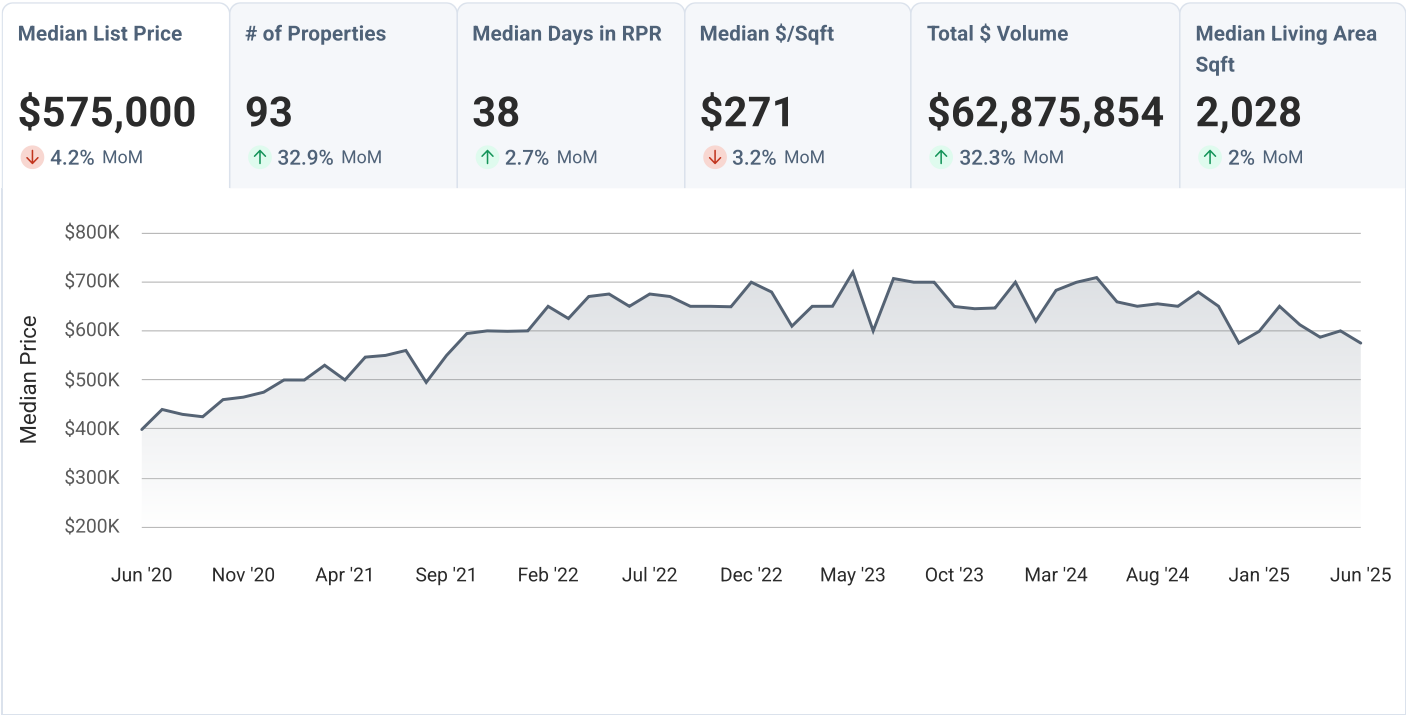
Realtors Property Resource®, LLC

Source: Listings

Pending Listings

June 2025

Property Type: Single Family



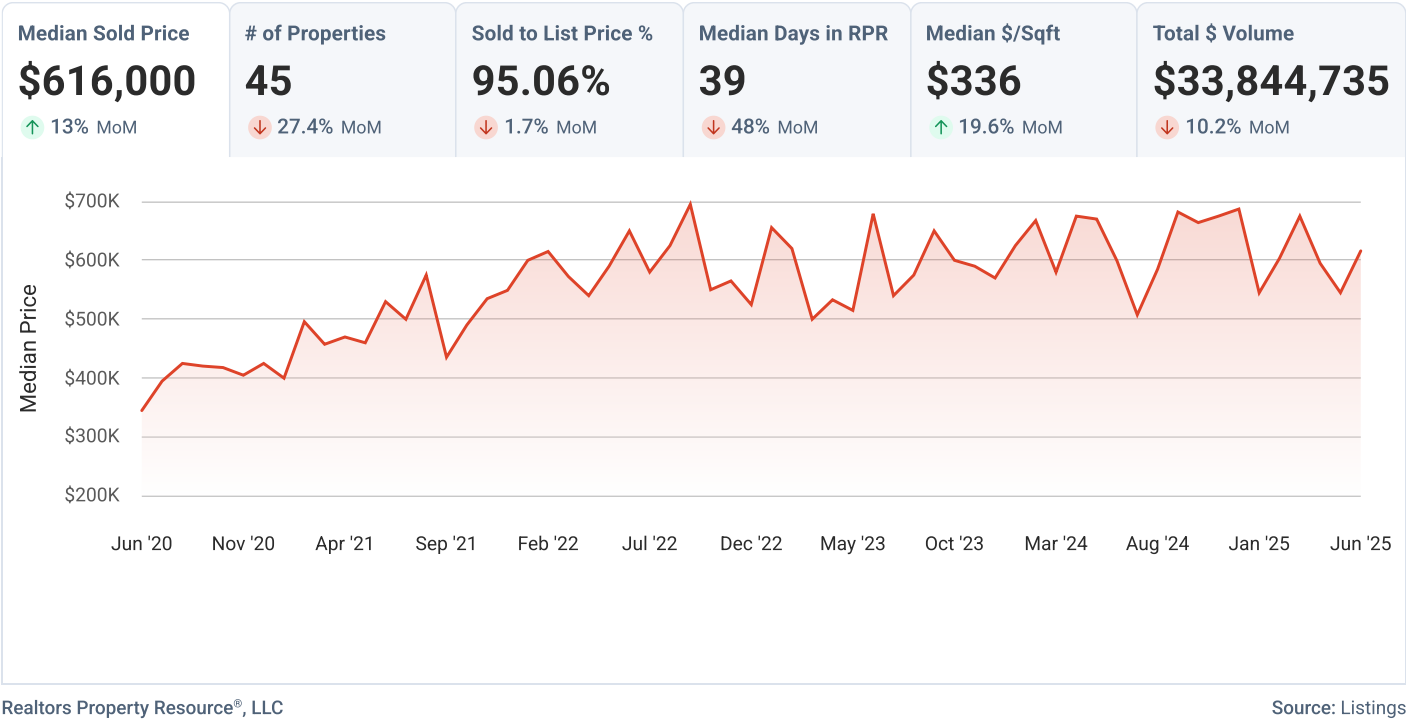
Realtors Property Resource®, LLC

Source: Listings

Sold Listings

June 2025

Property Type: Single Family



Months Supply of Inventory

June 2025

Property Type: Single Family



Sold Public Records

Property Type: Single Family

There is not enough market activity at this location, [for the selected property type](#), to display data.



There must be activity on at least **3 properties** in the calendar **month** in order to calculate statistics.
Try selecting another [property type](#) or [search at a broader geographical level](#).

Realtors Property Resource®, LLC

Source: Public Records

