




Pickens County, Georgia

Market Trends

Property Type: Single Family

June 2025

Market Type



Key Details

Months of Inventory

5.2

↑ 3.79% MoM

Sold to List Price %

96.8%

↓ 1.3% MoM

Median Days in RPR

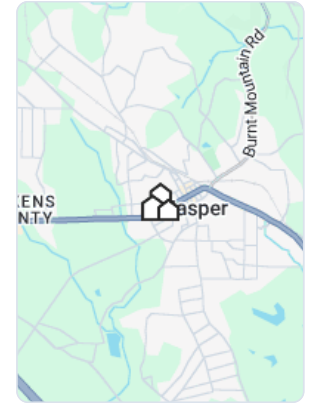
26

↓ 25.71% MoM

Median Sold Price

\$375,000

↓ 1.32% MoM



Realtors Property Resource®, LLC

Source: Listings

Median Estimated Property Value

June 2025

Property Type: Single Family

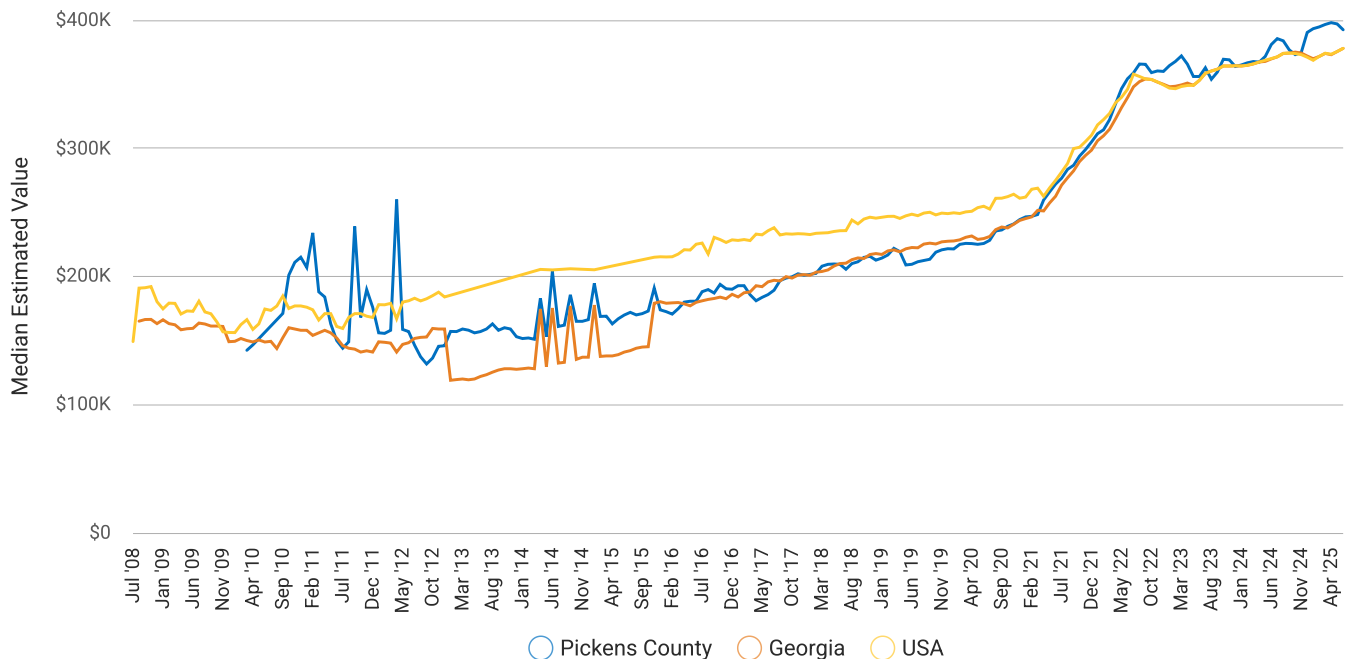
Median Estimated Value

\$392,430

Last Month Change

-1.2%

12 Month Change

+3%

Realtors Property Resource®, LLC

Source: Public Records and Listings

New Listings

June 2025

Property Type: Single Family



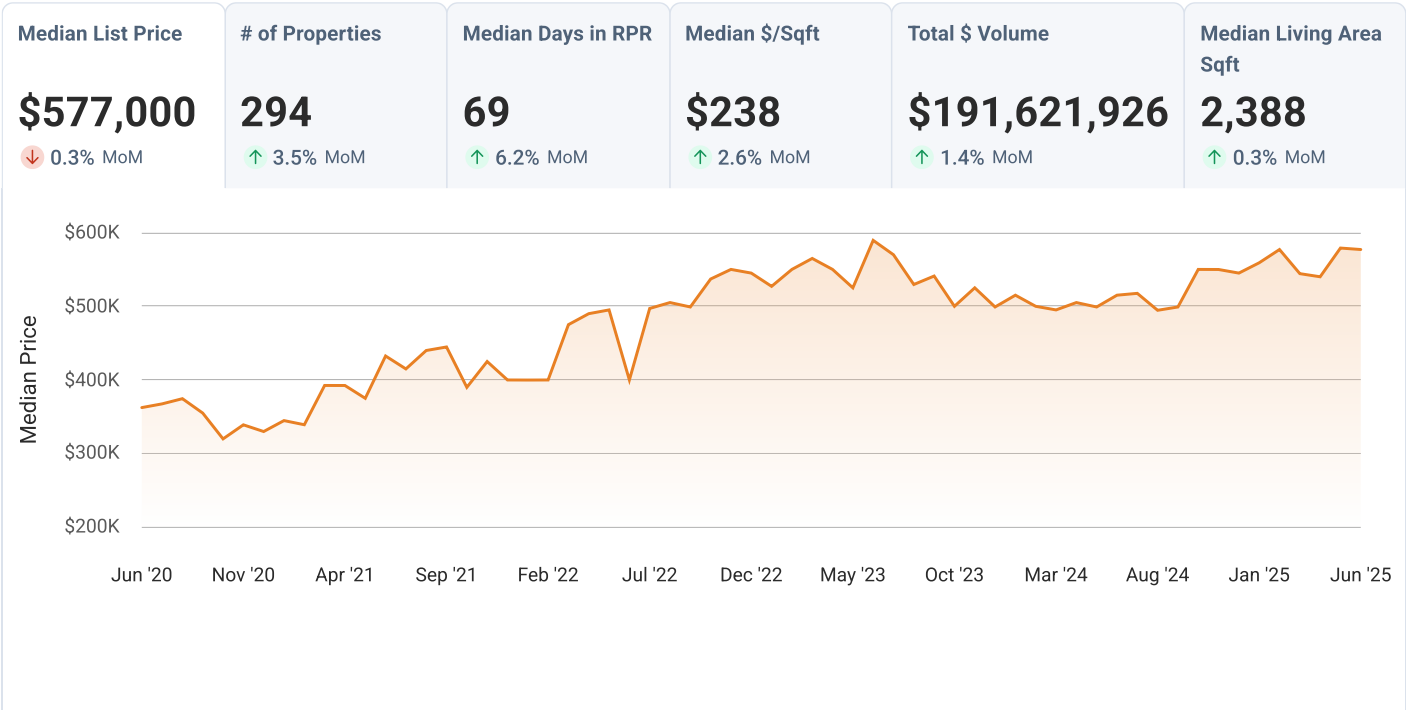
Realtors Property Resource®, LLC

Source: Listings

Active Listings

June 2025

Property Type: Single Family



Realtors Property Resource®, LLC

Source: Listings

New Pending Listings

June 2025

Property Type: Single Family



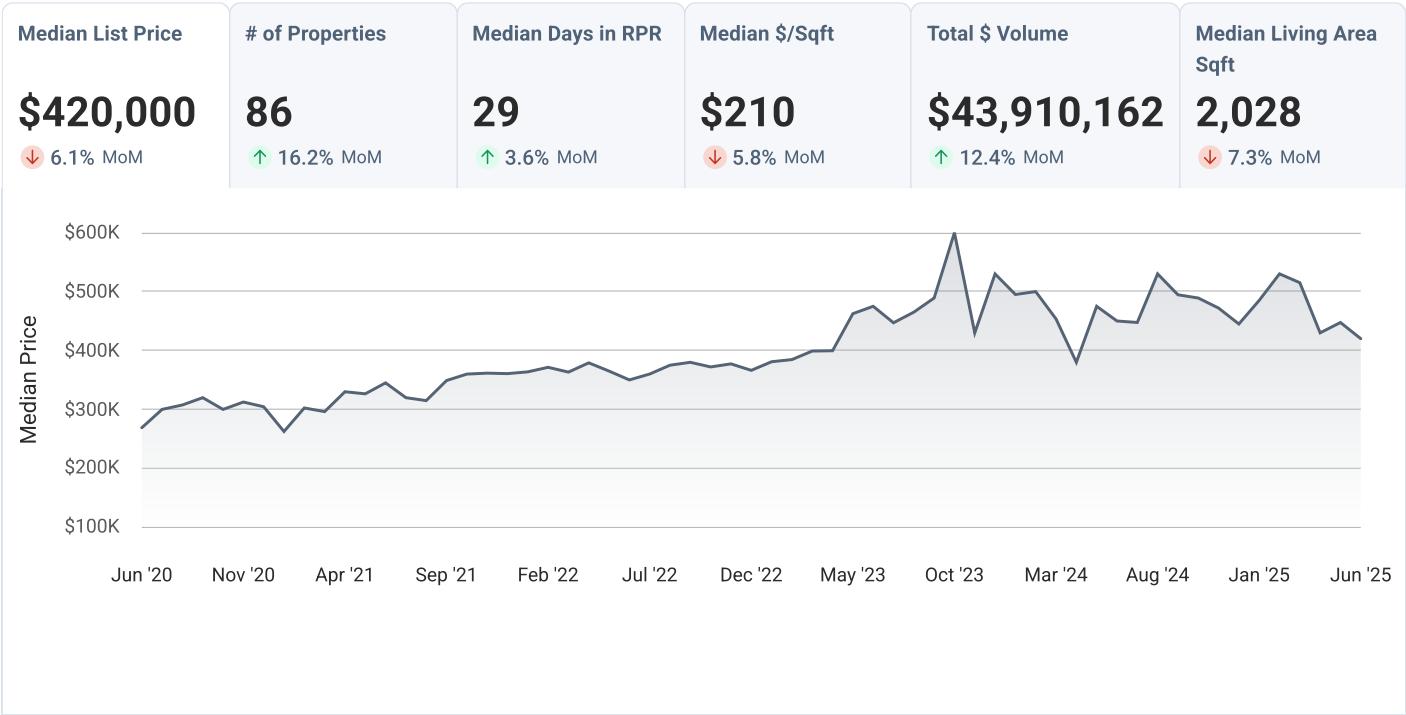
Realtors Property Resource®, LLC

Source: Listings

Pending Listings

June 2025

Property Type: Single Family



Realtors Property Resource®, LLC

Source: Listings

Sold Listings

June 2025

Property Type: Single Family



Realtors Property Resource®, LLC

Source: Listings

Months Supply of Inventory

June 2025

Property Type: Single Family



Realtors Property Resource®, LLC

Source: Listings

Sold Public Records

Property Type: Single Family

There is not enough market activity at this location, [for the selected property type](#), to display data.



There must be activity on at least **3 properties** in the calendar **month** in order to calculate statistics.
Try selecting another [property type](#) or [search at a broader geographical level](#).

Realtors Property Resource®, LLC

Source: Public Records

