



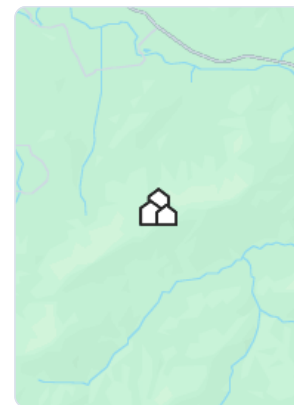

# Union County, Georgia

## Market Trends

Property Type: Single Family

June 2025

### Market Type



### Key Details

Months of Inventory

**7.42**

↑ 10.58% MoM

Sold to List Price %

**94.7%**

↓ 1.11% MoM

Median Days in RPR

**28**

↓ 36.36% MoM

Median Sold Price

**\$415,000**

↑ 9.21% MoM

Realtors Property Resource®, LLC

Source: Listings

## Median Estimated Property Value

June 2025

Property Type: Single Family

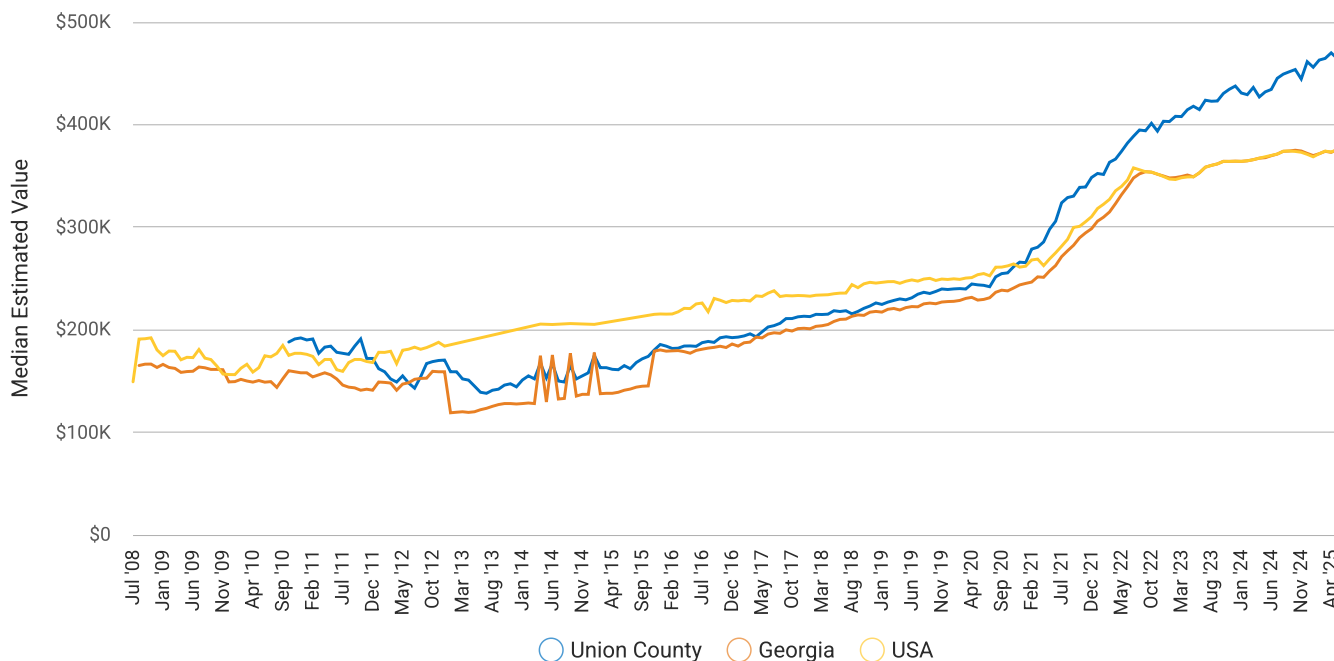
Median Estimated Value

**\$459,560**

Last Month Change

**-1.1%**

12 Month Change

**+5.8%**

Realtors Property Resource®, LLC

Source: Public Records and Listings

New Listings

June 2025

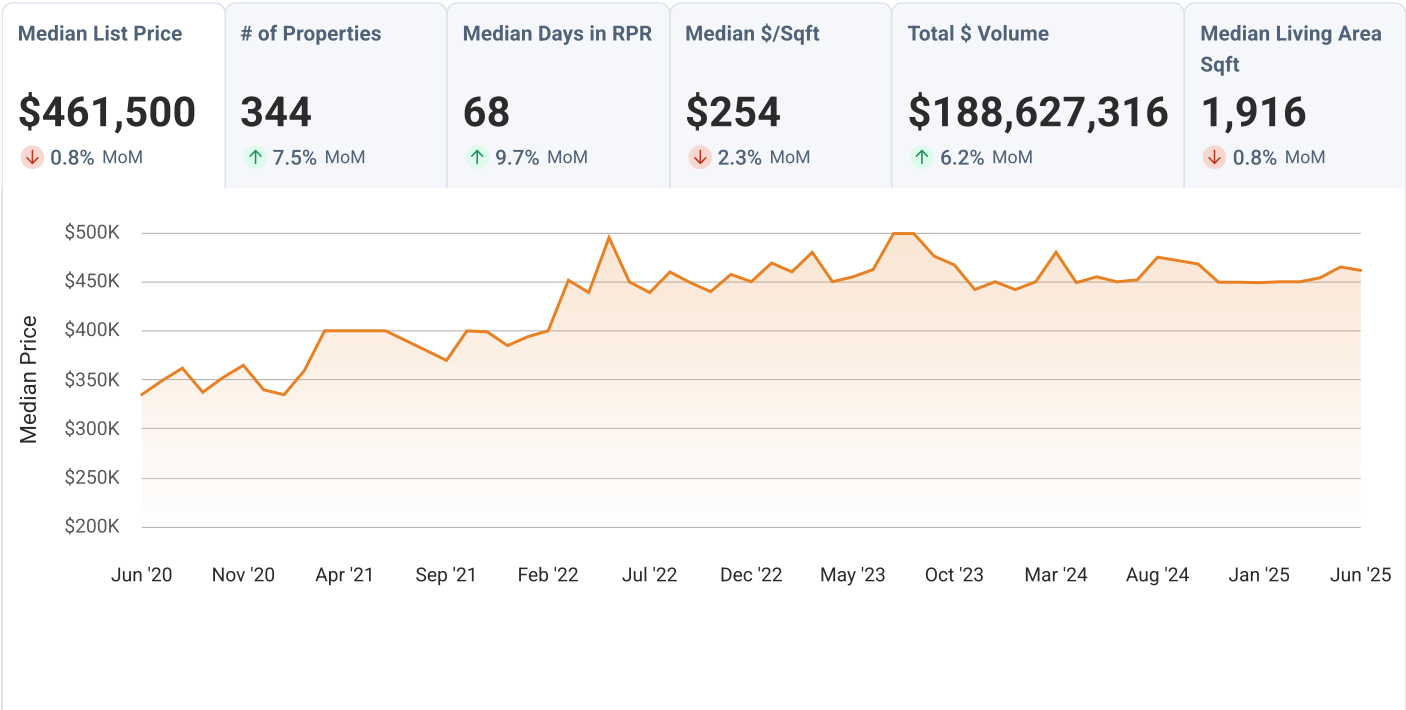
Property Type: Single Family



Active Listings

June 2025

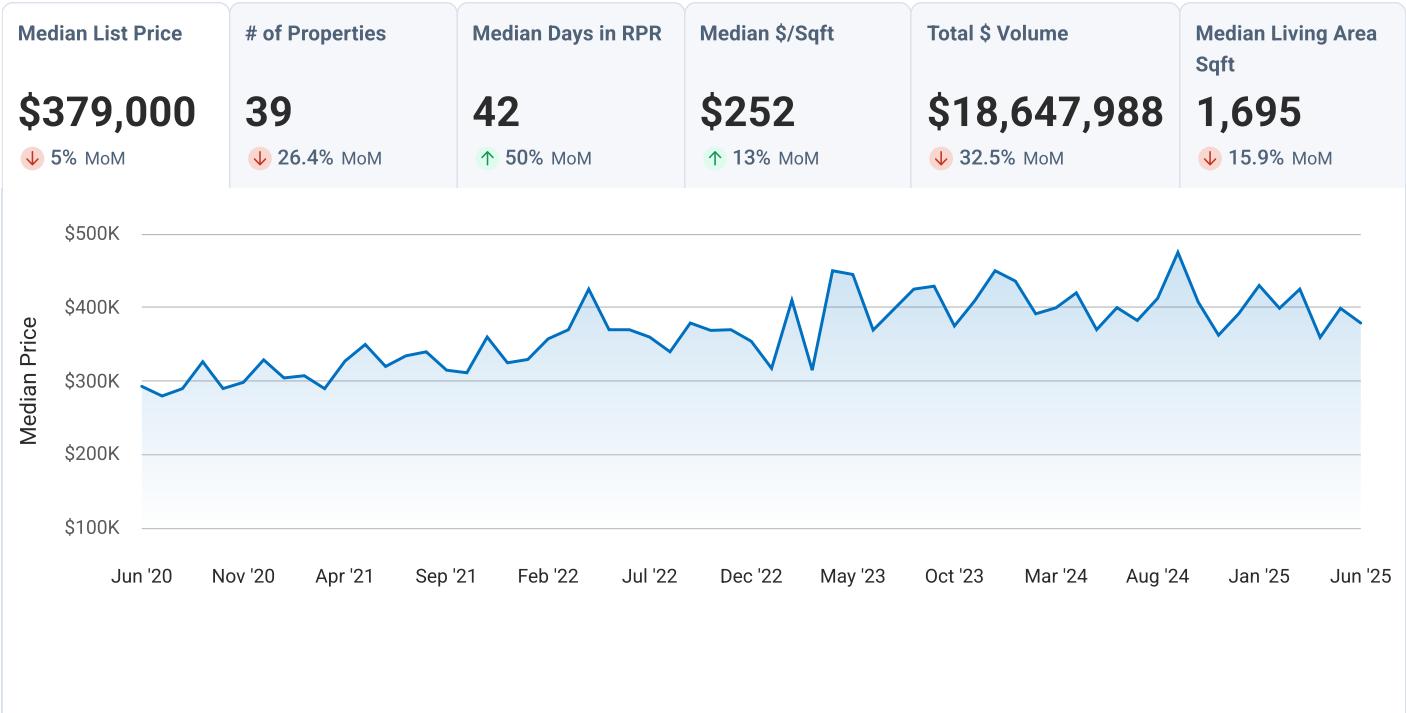
Property Type: Single Family



New Pending Listings

June 2025

Property Type: Single Family



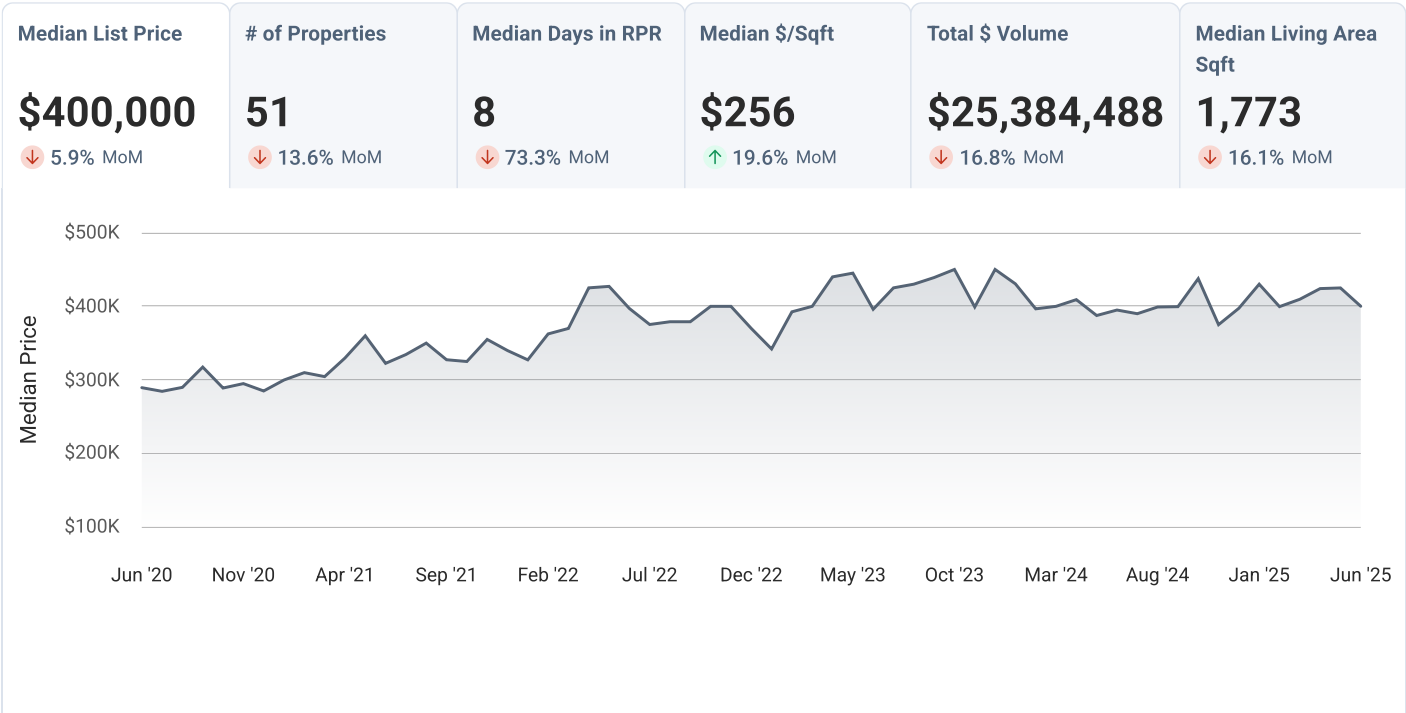
Realtors Property Resource®, LLC

Source: Listings

Pending Listings

June 2025

Property Type: Single Family



Realtors Property Resource®, LLC

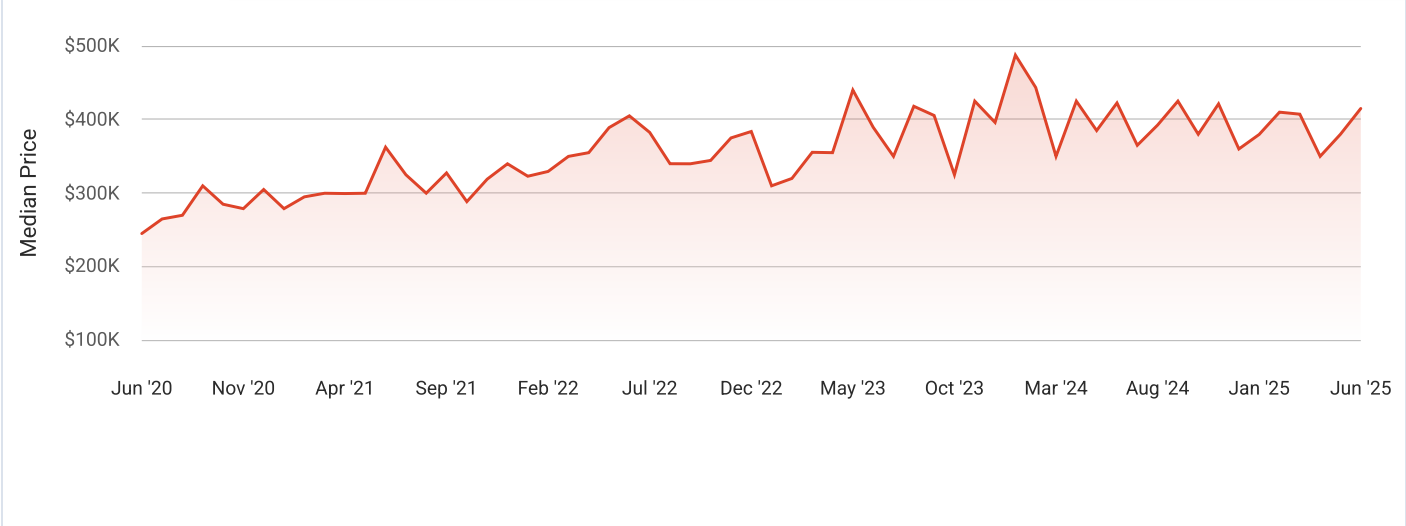
Source: Listings

Sold Listings

June 2025

Property Type: Single Family

Median Sold Price	# of Properties	Sold to List Price %	Median Days in RPR	Median \$/Sqft	Total \$ Volume
\$415,000	49	94.68%	28	\$224	\$23,746,950
↑ 9.2% MoM	↑ 2.1% MoM	↓ 1.1% MoM	↓ 36.4% MoM	↑ 1.4% MoM	↑ 3% MoM



Realtors Property Resource®, LLC

Source: Listings

Months Supply of Inventory

June 2025

Property Type: Single Family

Months Supply of Inventory	Last Month Change	12 Month Change
7.42	+10.6%	+18.7%



Realtors Property Resource®, LLC

Source: Listings

Sold Public Records

Property Type: Single Family

There is not enough market activity at this location, [for the selected property type](#), to display data.



There must be activity on at least **3 properties** in the calendar **month** in order to calculate statistics.  
Try selecting another [property type](#) or [search at a broader geographical level](#).

Realtors Property Resource®, LLC

Source: Public Records

