

WINTEK | IWFB241D – OWFB241D

Model

Serial

Job name: _____

 Location: _____

 Engineer: _____
 Submitted to: _____
 Submitted by: _____
 Reference: _____

Approval: _____
 Date: _____
 Construction: _____

 Unit #: _____
 Drawing #: _____

Type			INVERTER	
Items			Heating Pump	
Rated Capacity	Cooling (Min ~ Max)	Btu/h	24,000 (4,000–26,000)	
	Heating (Min ~ Max)	Btu/h	24,000 (4,000–26,000)	
Rated Power Input	Cooling	W	2,160	
	Heating	W	1,998	
Rated Current	Cooling	A	9.8	
	Heating	A	9.1	
Max. Input Power		W	3,000	
Max. Input Current		A	13.6	
EER Cooling		Btu/Wh	SEER2 18.1	
COP Heating		Btu/Wh	HSPF2 8.2	
Power Supply Source		V/Ph/Hz	220V–1–60Hz	
Refrigerant			R32	
Refrigerant Charged		grs / Oz	900 / 31.75	
Max. Discharge Pressure		MPa	4.2	
Max. Suction Pressure		MPa	1.2	
Air Flow Volume		m3/h	1000	
IDU-Noise Level (SPrL)[+/- 3dB]		dB(A)	45	
ODU-Noise Level (SPrL)[+/- 3dB]		dB(A)	53	
Indoor Unit Specs				
Evaporator	Multi-bend		3	
	Rows		2	
	Tube & Fin	Material	Inner-grooved copper	
		Material	Hydrophilic (Al)	
		Fin Type	Window type	
Fin Spacing		pz/in	18	
Fan System	Fan	Type	Cross-flow fan	
		Material	AS+Glass fiber	
	Fan Motor	Model	ZWR50-L	
		Type	AC/DC	DC
		Insulation Grade		E
		Speed (H/M/L)	rpm	1250/1150/1030/850/550
		Circulation (H/M/L)	cfm	765/677/589/530/441
		Rated Power	W	50
Power Supply Cord		Cabel Length	ft	5
Condensate Drainage Pipe (O.D)		Inch	ø3/4	
Condensate Drainage Pipe (L)		ft	6.5	



MIRAGE

Think smart. Think cool. Think Mirage.

WINTEK | IWFB241D – OWFB241D

Model

Serial

Job name: _____

 Location: _____

 Engineer: _____
 Submitted to: _____
 Submitted by: _____
 Reference: _____

Approval: _____
 Date: _____
 Construction: _____

 Unit #: _____
 Drawing #: _____

Type			INVERTER	
Outdoor Unit Specs				
Connect Pipe	Liquid Tube Diameter	Inch	1/4'	
	Gas Tube Diameter	Inch	5/8'	
Stop Valve	Liquid Tube Diameter	Inch	1/4'	
	Gas Tube Diameter	Inch	5/8'	
Compressor Model			FTz-SNI50AXBA-B	
Compressor	Drive Mode	AC/DC	DC	
	Type		ROTARY	
	Brand		GREE	
Fan System	Fan	Type	Axial-flow fan	
		Vane Number	3	
		Blade Material	AS	
		Diameter	Inch	Ø17.40
	Motor	Model		RD (AL) 45HF
		Output Power	W	45
		Type	AC/DC	DC
	Insulation Grade		E	
Condenser	Rows		Row	2
	Bended or Flat			Bended
	Tube & Fin	Material		Inner-grooved copper
		Material		Hydrophillic (Al)
		Fin Type		Window
		Brand		1.4
Throttling Gear			Capillary	
IDU Measures				
Dimension	Net Dimension (Width x Depth x Height)	mm	1100x320x230	
		Inch	43x13x9	
	Packing Dimension (Width x Depth x Height)	mm	1168x405x330	
		Inch	46x16x13	
Weigth	Indoor Unit Weight (Net)	Lb	28	
	Indoor Unit Weight (Gross)	Lb	35	
ODU Measures				
Dimension	Net Dimension (Width x Depth x Height)	mm	818x295x600	
		Inch	32x12x24	
	Packing Dimension (Width x Depth x Height)	mm	915x390x670	
		Inch	36x15x26	
Weigth	Outdoor Unit Weight (Net)	Lb	76	
	Outdoor Unit Weight (Gross)	Lb	88	



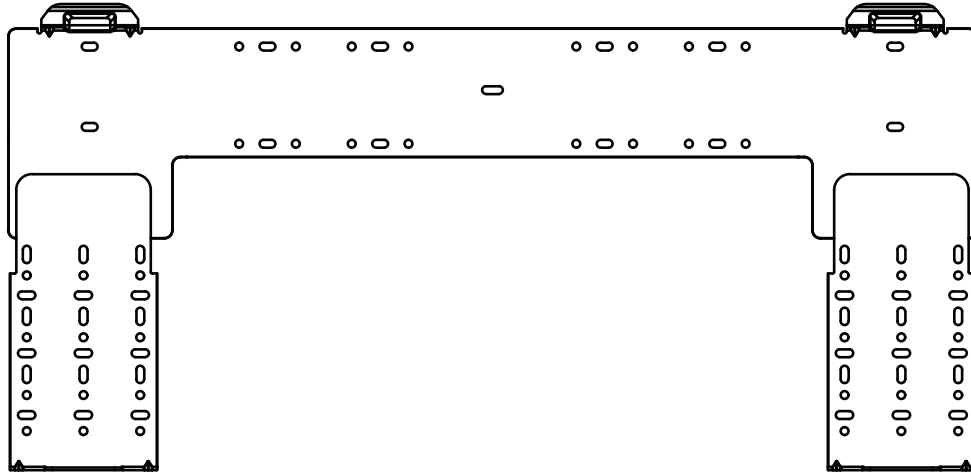
MIRAGE

Think smart. Think cool. Think Mirage.

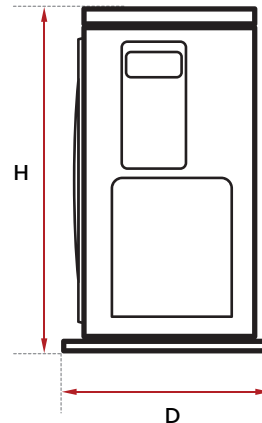
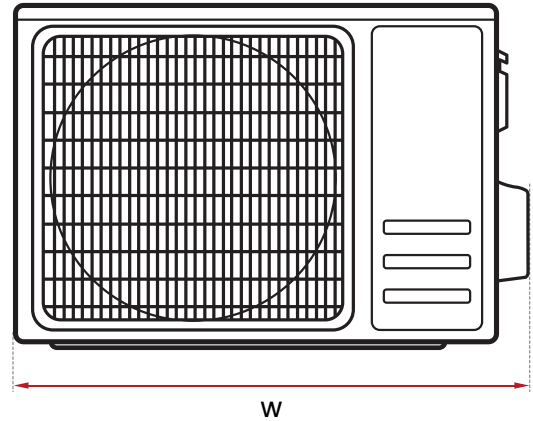
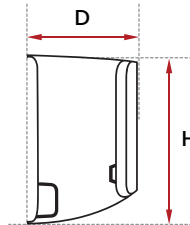
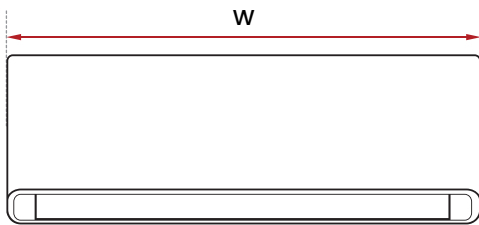
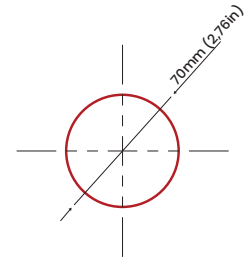
WINTEK | IWFB241D - OWFB241D

Model

Serial



Pipe Hole:
Φ70mm (Φ2,76in)



MIRAGE

Think smart. Think cool. Think Mirage.