



Indiana's Favorite Graduation Tracking Reports

Supporting Graduation Success,
State Compliance, and Student Outcomes

Powered by:





Table of Contents

- 1 Introduction
- 2 Indiana Graduation Diploma Requirements Report
- 3 Pathways Completion Report
- 4 Indiana Honors Seals Report
- 5 MyTracker Report
- 6 Build Your Own Report
- 7 Powering the Journey to Graduation

Powered by:






Introduction

Between evolving diploma types, flexible pathways, and new tracking expectations, Indiana educators are navigating more complexity than ever.

That's why we built Pathways—to give counselors and administrators a single system for tracking everything that matters: credits, competencies, experiences, and requirements.

Pathways is a comprehensive graduation tracking platform designed for Indiana schools. Whether you're monitoring Employability Skills, Honors Seals, or FAFSA status, Pathways brings it all together—so your students stay on track, and your team stays ahead.

Here are our Indiana users' top 5 favorite reports—and how they're making a difference every day.



“I think it's the best thing ever for tracking and am shouting it to the rooftops. Honestly, this has saved us so much work and as we move forward every year, it will be more and more beneficial!”

Andi Shriner
Director of Academic Advising

Powered by:





Pathways™

Search by Name or ID

Dashboards

Data

Support

Utilities

To Do... 17

What's New

Diploma Requirement Report

Schools

☒ All Schools

☐ Sandbox Elementary School

☐ Sandbox Jr./Sr. HS

☐ Sandbox PHM

Caseloads

View All Accessible

☒ Grad Year

☐ Cohort Year

Select '26-'29

Clear All

☒ 2026

☒ 2027

☒ 2028

☒ 2029

Flags

Select All

Clear All

☒

☒

☒

☒

☒

☒

☒

☒ None

Diploma Type:

All Diploma Types

The selected diploma type will be used to calculate which students are considered

At-Risk

*Core 40 will be used for at-risk cutoffs if "All Diploma Types" is selected

☐ Show Only Students with Incomplete Post-Secondary Ready Competencies

☒ Show

At-Risk

 Students Only [\(How is At-Risk Defined\)](#)

Warn if GPA is below

2.0

[how to change default](#)

Show

Comm

less than

Credits >>

AND

>>

--Optional--

less than

Opt.

Credits

View Results

If a student is expected to earn more credits in a subject, either with In-Progress or Scheduled classes, their credits will show with the following format: Earned Credits / Total Expected Credits

If a student is not expected to earn more credits in a subject, their credits will show with the following format: Earned Credits

Page: All

Show: All

Total Records: 4

Results (4)

Explore Selected Students

Search...

Export PDF

Export CSV

Copy

Email List Of Selected

Bookmark Report

<input type="checkbox"/>	Student	SSId	Grad Year	School	Flags	Comm	Add. Eng/LA	Eng/LA	Alg1	Geo	Alg2	Fin	Math	Bio	Chem/Phys	Add. Sci	Sci
<input type="checkbox"/>	Powell, Colin	SAND123136	2026	123		-	8.0	8.0	P	P	1.0	-	3.0	2.0	-	-	2.0
<input type="checkbox"/>	Sandbox, Tina	0SAND6789	2028	123		0.0/2.0	0.0/2.0	2.0/6.0	2.0	-	-	1.0	6.0	2.0	-	-	2.0/6.0
<input type="checkbox"/>	Smith, Jared	000098801	2027	123		1.0	-	1.0	P	P	-	-	-	-	-	-	-
<input type="checkbox"/>	Wright, Orville	SAND123143	2028	123		-	1.0	1.0	P	P	-	-	1.0	-	-	-	-

Indiana Graduation Diploma Requirements Report

What it does:

Identifies students who are missing required credits for their selected diploma type—across Core 40, Academic Honors, Technical Honors, or the new Indiana Diploma.

Why it matters:

Counselors and administrators need real-time visibility into diploma progress, especially as the new Indiana diploma introduces flexibility and complexity. This report ensures no student falls behind, even as requirements shift.

This report can be filtered by:

- ✓ Cohort
- ✓ Caseload
- ✓ Campus
- ✓ Diploma Type
- ✓ District Defined Criteria (flags)

“ We really depend on Pathways to be able to help us track this information, without us having to do the complex math or use spreadsheets to calculate it.”

Lauren Buckley
High School Counselor

Powered by:





Pathways™

Search by Name or ID

Dashboards

Data

Support

Utilities

To Do... 17

What's New

Completion Report

Schools

☒ All Schools

☐ Sandbox Elementary School

☐ Sandbox Jr./Sr. HS

☐ Sandbox PHM

Caseloads

View All Accessible

Grad Year

Select '26-'29

2024

2025

2026

2027

2028

2029

Cohort Year

Clear All

Flags

Select All

Clear All

☒

☒

☒

☒

☒

☒

☒

☒ None

Select:

Diploma - All

Employability Skills - All

Post-Secondary Ready Competencies - All

Include:

☐ GPA

☐ Core 40 Credits

☐ Total Credits

☐ ASVAB

☐ ACT

☐ SAT

View Results

Show Demographics Filters

Page: All

Show: All

Total Records: 19

Results (19)

Explore Selected Students

Search...

Export PDF

Export CSV

Copy

Email List Of Selected

Bookmark Report

	Student	SSId	Grad Year	School	Flags	Diploma Designation	Employability Skills	Post-Secondary Ready Competencies
<input type="checkbox"/>	Alito, Sam	SAND123128	2029	123		Honors Enrollment Plus	Project, Work	SAT, ACT, ASVAB
<input type="checkbox"/>	Allen, James	000092020	2028	123		Academic Honors		ACT, Honors Diploma
<input type="checkbox"/>	Barra, Mary	SAND123125	2029	123		Honors Employment Plus		Waiver, ASVAB, SAT, Locally Created Pathway
<input type="checkbox"/>	Catz, Safra	SAND123137	2028	123		28 Academic Honors	Work	ASVAB, Waiver
<input type="checkbox"/>	Degener, Max	000907907	2026	123		Honors Employment	Project, Service	CTE Concentrator
<input type="checkbox"/>	Earhart, Amelia	SAND123145	2029	123			Project, Service	Waiver, Credential or Certification
<input type="checkbox"/>	Ginsburg, Ruth	SAND123126	2028	123		Academic Honors	Project	Credential or Certification, ASVAB

Pathways Completion Report

What it does:

Displays completion status for Indiana’s Box 1 (Diploma), Box 2 (Employability Skills), and Box 3 (Postsecondary-Ready Competency). Includes how each box was completed and other metrics like GPA, credits, and test scores.

Why it matters:

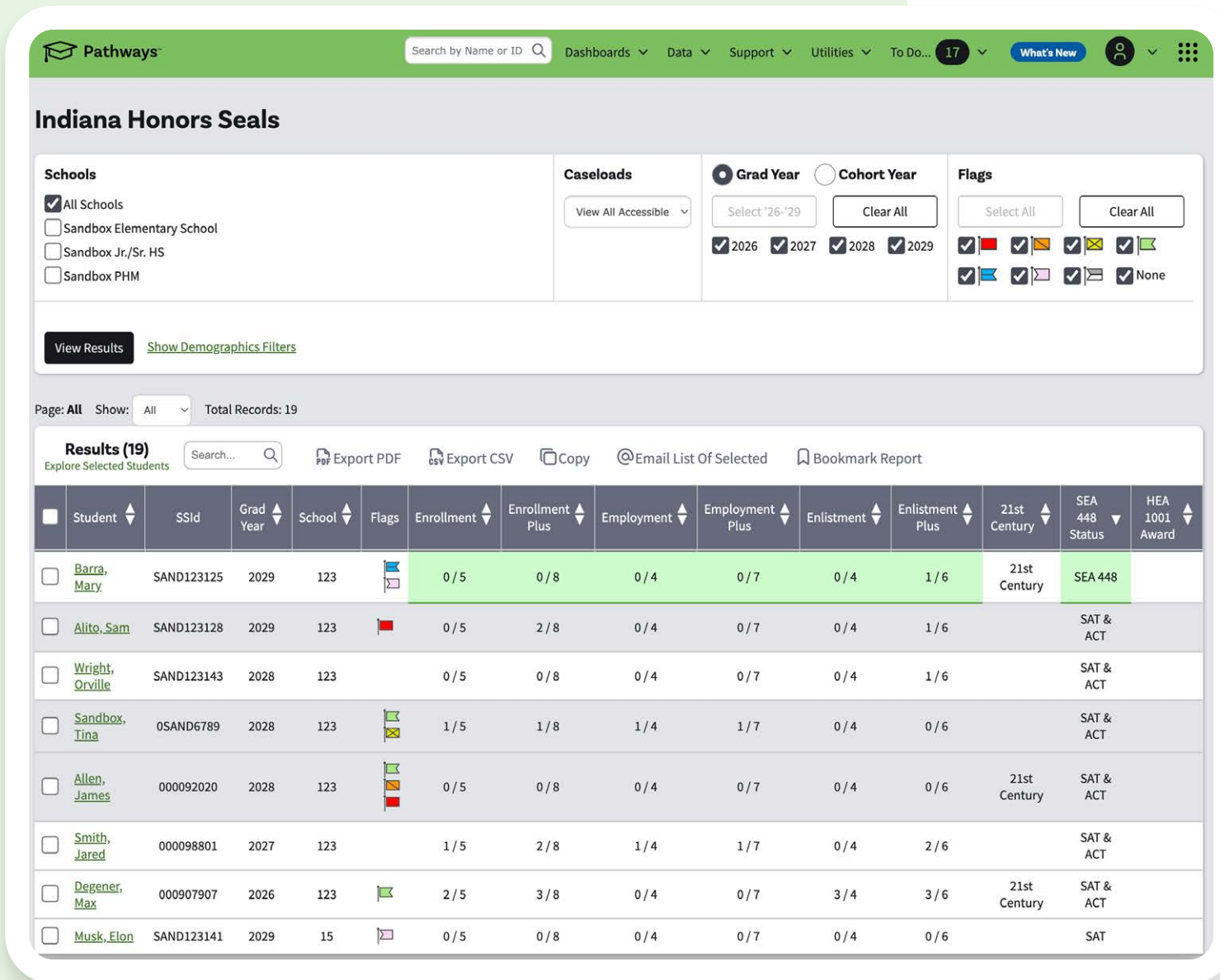
This report offers a simple, holistic view of graduation readiness for every student. Counselors can quickly identify gaps, plan interventions, and ensure compliance with Indiana’s state pathway rules.

“Before Pathways, we were doing all of that by hand. It was honestly kind of scary, because there was no double-check. All you had was a partner, another human who you had to rely on. Life before Pathways was just scary!”

Lori Stinson
District Coordinator of Counseling Services

Powered by:



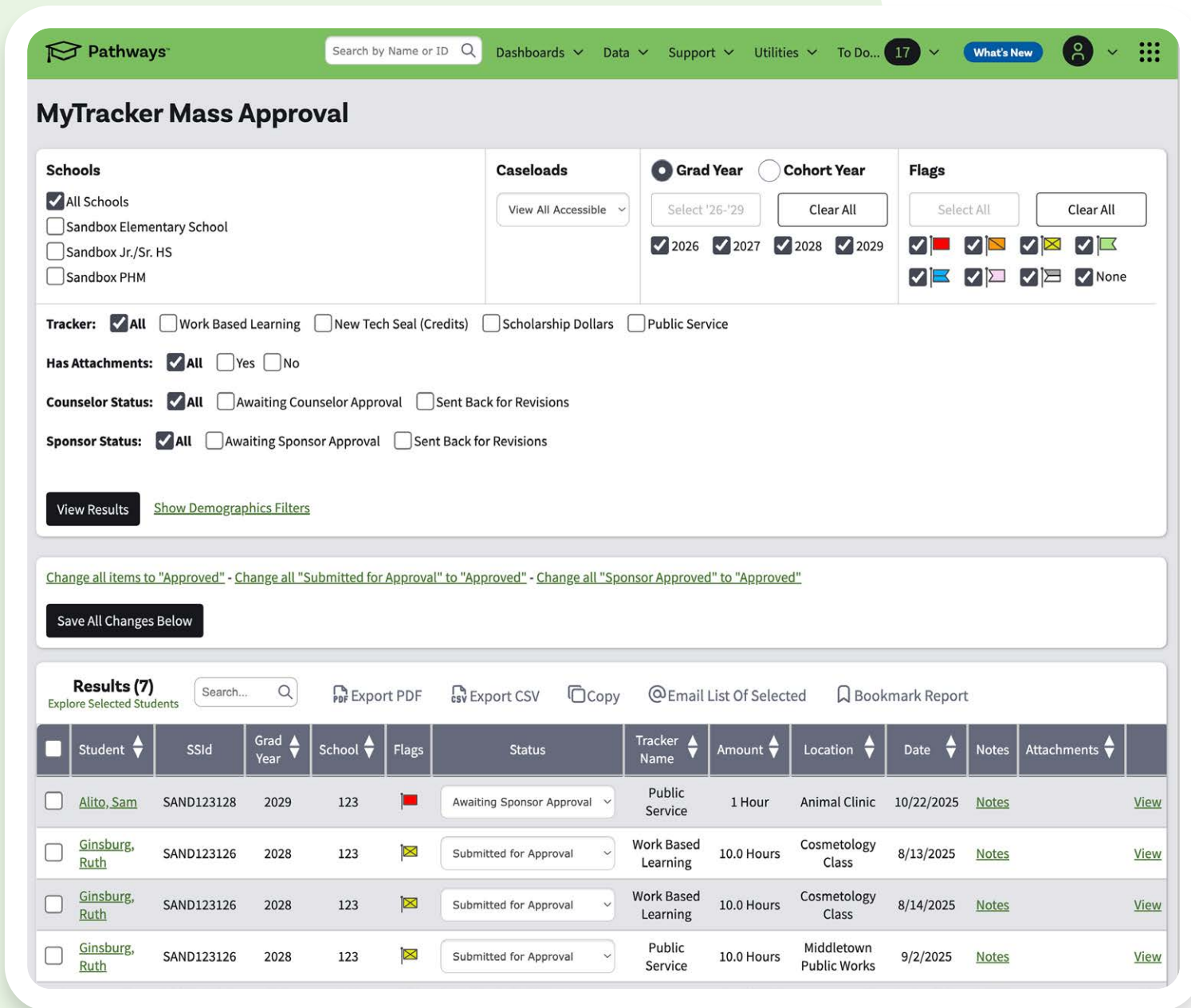


What it does:

Why it matters:

“I was frustrated because I wanted to be with students but found myself stuck behind a computer all the time. Pathways has freed up time for me to focus on counseling activities, like meeting with students individually and helping them.”

Sara Stevens
High School Counselor



What it does:

Why it matters:

“Pathways has enabled our district to quickly disaggregate student workforce data to determine students’ needs and assist them with making the best choices for their educational plans.”

Casey Ferguson
CTE and Adult Education



Pathways

Search by Name or ID

Dashboards

Data

Support

Utilities

To Do... 17

What's New

Build Your Own Report

Schools

☒ All Schools

☐ Sandbox Elementary School

☐ Sandbox Jr./Sr. HS

☐ Sandbox PHM

Caseloads

View All Accessible

Grad Year

Select '26-'29

Clear All

☐ 2024

☐ 2025

☒ 2026

☒ 2027

☒ 2028

☒ 2029

Flags

Select All

Clear All

☒

☒

☒

☒

☒

☒

☒

☒

☒

☒

☒

☒

☒

☒

☒

☒

☒

☒

☒

☒

☒

☒

☒

☒

☒

☒

☒

☒

☒

☒

☒

☒

☒

☒

☒

☒

☒

☒

☒

☒

☒

☒

☒

☒

☒

☒

☒

☒

☒

☒

☒

☒

☒

☒

☒

☒

☒

☒

☒

☒

☒

☒

☒

☒

☒

☒

☒

☒

☒

☒

☒

☒

☒

☒

☒

☒

☒

☒

☒

☒

☒

☒

☒

☒

☒

☒

☒

☒

☒

☒

☒

☒

☒

☒

☒

☒

☒

☒

☒

☒

☒

☒

☒

☒

☒

☒

☒

☒

☒

☒

☒

☒

☒

☒

☒

☒

☒

☒

☒

☒

☒

☒

☒

☒

☒

☒

☒

☒

☒

☒

☒

☒

☒

☒

☒

☒

☒

☒

☒

☒

☒

☒

☒

☒

☒

☒

☒

☒

☒

☒

☒

☒

☒

☒

☒

☒

☒

☒

☒

☒

☒

☒

☒

☒

☒

☒

☒

☒

☒

☒

☒

☒

☒

☒

☒

☒

☒

☒

☒

☒

☒

☒

☒

☒

☒

☒

☒

☒

☒

☒

☒

☒

☒

☒

☒

☒

☒

☒

☒

☒

☒

☒

☒

☒

☒

☒

☒

☒

☒

☒

☒

☒

☒

☒

☒

☒

☒

☒

☒

☒

☒

☒

☒

☒

☒

☒

☒

☒

☒

☒

☒

☒

☒

☒

☒

☒

☒

☒

☒

☒

☒

☒

☒

☒

☒

☒

☒

☒

☒

☒

☒

☒

☒

☒

☒

☒

☒

☒

☒

☒

☒

☒

☒

☒

☒

☒

☒

☒

☒

☒

☒

☒

☒

☒

☒

☒

☒

☒

☒

☒

☒

☒

☒

☒

☒

☒

☒

☒

☒

☒

☒

☒

☒

☒

☒

☒

☒

☒

☒

☒

☒

☒

☒

☒

☒

☒

☒

☒

☒

☒

☒

☒

☒

☒

☒

☒

☒

☒

☒

☒

☒

☒

☒

☒

☒

☒

☒

☒

☒

☒

☒

☒

☒

☒

☒

☒

☒

☒

☒

☒

☒

☒

☒

☒

☒

☒

☒

☒

☒

☒

☒

☒

☒

☒

☒

☒

☒

☒

☒

☒

☒

☒

☒

☒

☒

☒

☒

☒

☒

☒

☒

☒

☒

☒

☒

☒

☒

☒

☒

☒

☒

☒

☒

☒

☒

☒

☒

☒

☒

☒

☒

☒

☒

☒

☒

☒

☒

☒

☒

☒

☒

☒

☒

☒

☒

☒

☒

☒

☒

☒

☒

☒

☒

☒

☒

☒

☒

☒

☒

☒

☒

☒

☒

☒

☒

☒

☒

☒

☒

☒

☒

☒

☒

☒

☒

☒

☒

☒

☒

☒

☒

☒

☒

☒

☒

☒

☒

☒

☒

☒

☒

☒

☒

☒

☒

☒

☒

☒

☒

☒

☒

☒

☒

☒

☒

☒

☒

☒

☒

☒

☒

☒

☒

☒

☒

☒

☒

☒

☒

☒

☒

☒

☒

☒

☒

☒

☒

☒

☒

☒

☒

☒

☒

☒

☒

☒

☒

☒

☒

☒

☒

☒

☒

☒

☒

☒

☒

☒

☒

☒

☒

☒

☒

☒

☒

☒

☒

☒

☒

☒

☒

☒

☒

☒

☒

☒

☒

☒

☒

☒

☒

☒

☒

☒

☒

☒

☒

☒

☒

☒

☒

☒

☒

☒

☒

☒

☒

☒

☒

☒

☒

☒

☒

☒

☒

☒

☒

☒

☒

☒

☒

☒

☒

☒

☒

☒

☒

☒

☒

☒

☒

☒

☒

☒

☒

☒

☒

☒

☒

☒

☒

☒

☒

☒

☒

☒

☒

☒

☒

☒

☒

☒

☒

☒

☒

☒

☒

☒

☒

☒ </



Powering the Journey to Graduation

At Education Advanced, we build tools that support the complex, behind-the-scenes work of K–12 schools.

With Pathways, you can track graduation and accountability data in real-time, eliminate manual processes, and focus on what matters most—your students.

The Promise of Education Advanced

Empowering school districts with operational tools that streamline testing, evaluation, and graduation readiness—giving educators, counselors, and leaders the opportunity to focus on outcomes, not overload.

Our Full Suite of K-12 Solutions:

- ✓ Pathways® – Every student, on track. No surprises.
- ✓ TestHound® – Testing, simplified. Logistics, mastered.
- ✓ Evaluation™ – Consistent, High-Quality Evaluations.

[Learn More](#)

Powered by:



