



Top Pathways® Reports for Texas Schools

Supporting Graduation Success,
State Compliance, and Student Outcomes

Powered by:





Table of Contents

- 1 Introduction
- 2 Texas Graduation Diploma Requirements Report
- 3 CCMR Report
- 4 End-of-Course (EOC) Readiness Report
- 5 CCMR Bous Funding Estimator
- 6 Build Your Own Report
- 7 Powering the Journey to Graduation

Powered by:





Introduction

Tracking every student's path to graduation in Texas is complex.

From graduation credits to CCMR indicators and EOC readiness, counselors and administrators are under pressure to deliver accurate, real-time insights across dozens of variables—without sacrificing time with students.

That's where **Pathways** comes in.

Pathways is a comprehensive graduation tracking platform designed for Texas schools. Whether you're working to meet accountability measures, estimate CCMR bonus funding, or audit transcript accuracy, these reports are designed to save time and support student outcomes.

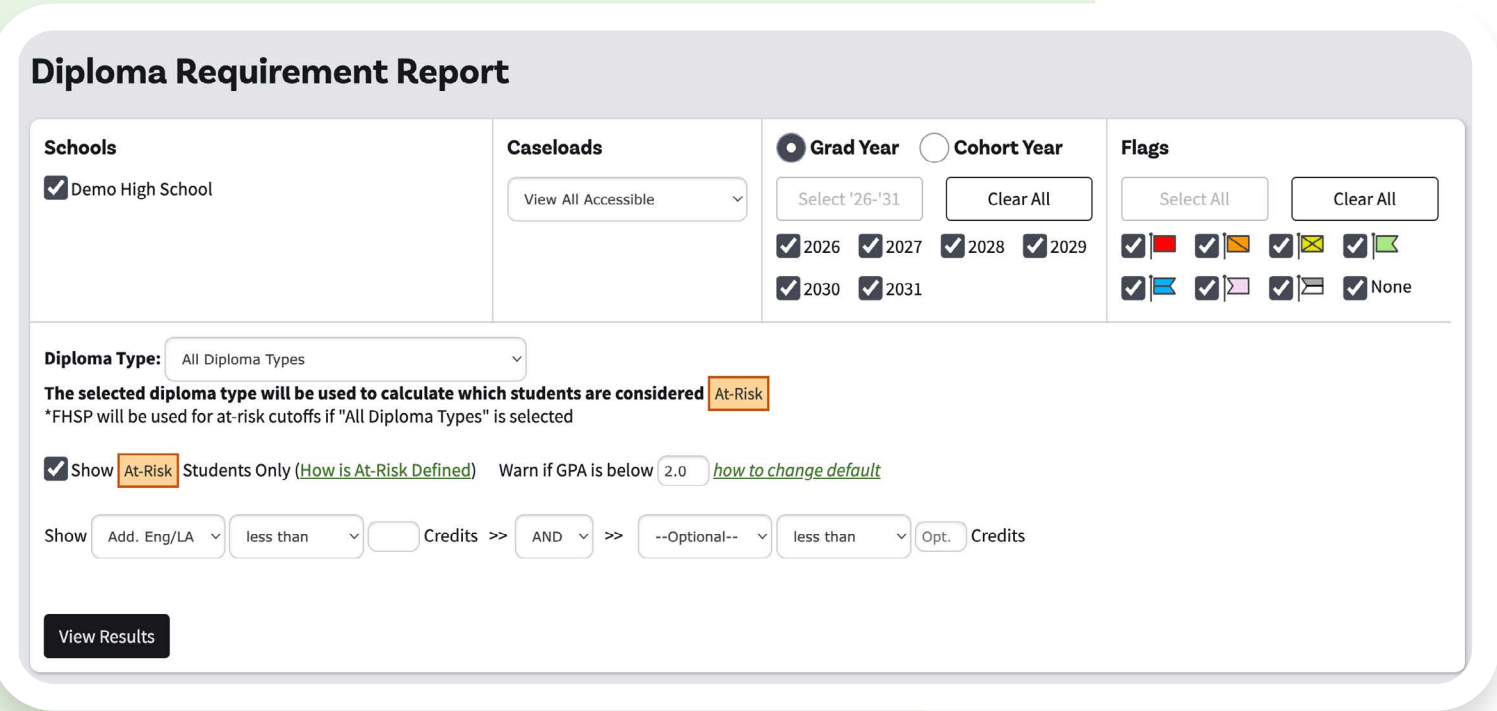
Here are our Texas users' **top 5 favorite reports**—and how they're making a difference every day.

“I think it's the best thing ever for tracking and am shouting it to the rooftops. Honestly, this has saved us so much work and as we move forward every year, it will be more and more beneficial!”

Andi Shriner
Director of Academic Advising

Powered by:





What it does:

“We really depend on Pathways to be able to help us track this information, without us having to do the complex math or use spreadsheets to calculate it.”

Lauren Buckley
High School Counselor

Why it matters:

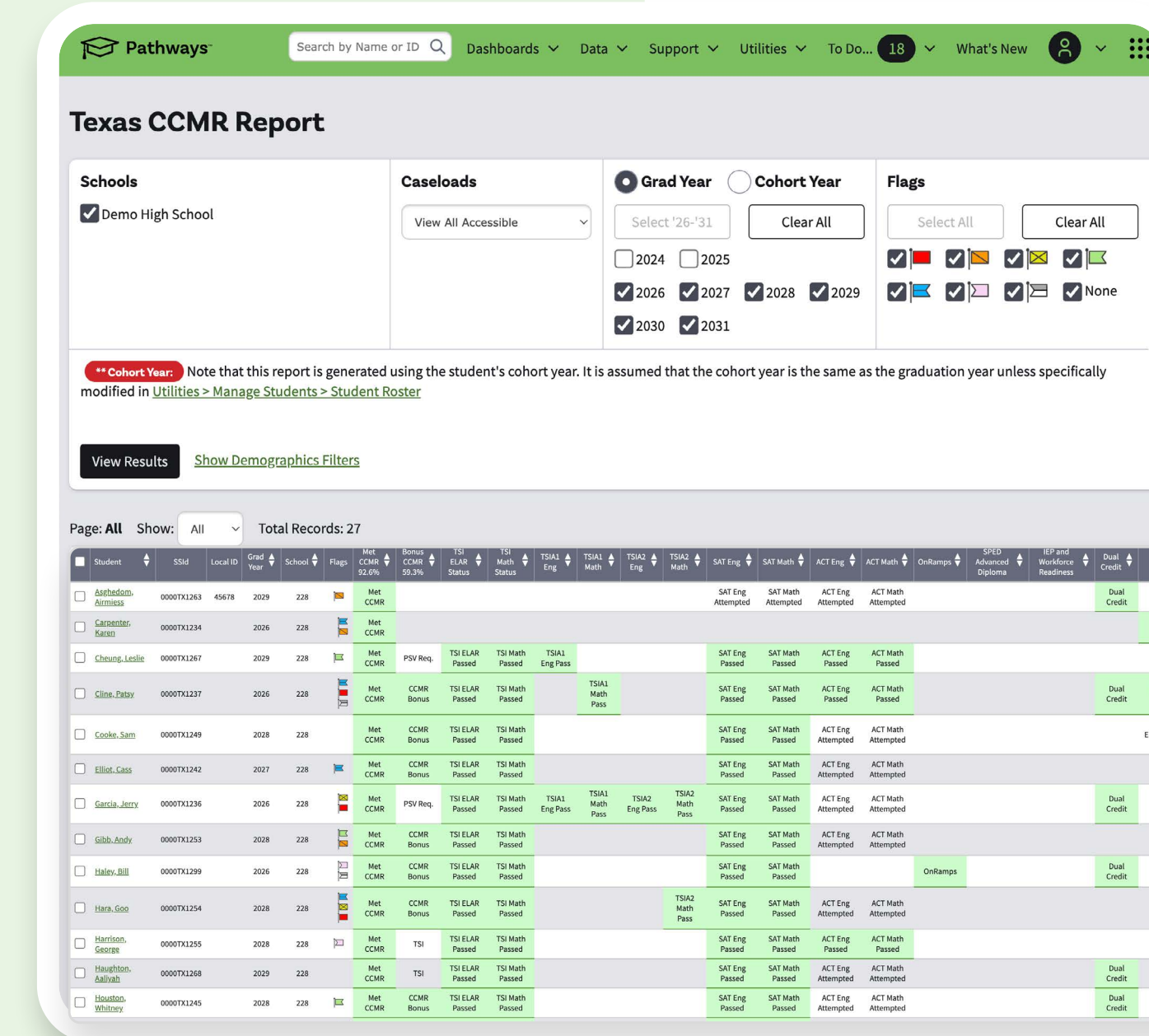
This report eliminates the need for manual audits and ensures no students fall through the cracks—supporting compliance and confidence at audit time.

This report can be filtered by:

- ✓ Cohort
- ✓ Caseload
- ✓ Campus
- ✓ Program of Study
- ✓ District Defined Criteria (flags)

Powered by:

 **EDUCATION
ADVANCED**



What it does:

Displays each student's CCMR met and bonus status, along with specific component breakdowns. Shows percentages by cohort for holistic reporting.

Why it matters:

This is the go-to report for accountability tracking and bonus funding readiness. Easy-to-understand visuals allow districts to track trends and take action.

“Before Pathways, we were doing all of that by hand. It was honestly kind of scary, because there was no double-check. All you had was a partner, another human who you had to rely on. Life before Pathways was just scary!”

Lori Stinson
District Coordinator of Counseling Services



Pathways

Search by Name or ID

Dashboards

Data

Support

Utilities

To Do... 18

What's New

EOC Readiness Report

Schools

☒ Demo High School

Caseloads

View All Accessible

Grad Year

☒ 2026

☒ 2027

☒ 2028

☒ 2029

☒ 2030

☒ 2031

Cohort Year

Select '26-'31

Clear All

Flags

☒

☒

☒

☒

☒

☒

☒

☒

☒ None

Select All

Clear All

NOTE

This report can take considerable time to process and render. It is suggested that you generate multiple reports with reduced student counts, ie. one school or one grade at a time.

View Results

Page: All

Show: All

Total Records: 27

Results (97)

Explore Selected Students

Search...

Export PDF

Export CSV

Copy

Email List Of Selected

Bookmark Report

<input type="checkbox"/>	Student	SSId	Local ID	Grad Year	School	Flags	Exam Needed	Course Enrolled In	Course Grades	Status	Previous Exam Score	Previous Exam Date	Exemption
<input type="checkbox"/>	Asghedom, Airmiess	0000TX1263	45678	2029	228		Algebra I	3100500	96, 0	Not Eligible			
<input type="checkbox"/>	Carpenter, Karen	0000TX1234		2026	228		Algebra I	3100500	72, 78	Exemption	4000	Spring 2022	COVID Waived
<input type="checkbox"/>	Cheung, Leslie	0000TX1267		2029	228		Algebra I	3100500	87, 91	Eligible			
<input type="checkbox"/>	Cline, Patsy	0000TX1237		2026	228		Algebra I	3100500	93, 95	Exemption			COVID Waived
<input type="checkbox"/>	Haley, Bill	0000TX1299		2026	228		Algebra I	3100500	86, 93	Exemption	4000		COVID Waived

End-of-Course (EOC) Readiness Report

What it does:

Provides a detailed view of testing data for students who have not met EOC requirements. Categorizes students by eligibility status: **Eligible**, **Not Eligible**, **Exclusion**, or **Retest** based on course and testing history.

Why it matters:

This report uniquely highlights the **Pathways + TestHound integration**, giving districts a powerful edge in preparing students for EOCs.

“ I was frustrated because I wanted to be with students but found myself stuck behind a computer all the time. Pathways has freed up time for me to focus on counseling activities, like meeting with students individually and helping them.”

Sara Stevens
High School Counselor



Pathways

Search by Name or ID

Dashboards

Data

Support

Utilities

To Do... 18

What's New

Estimated Award

	Total Number of Students	Number Met CCMR Bonus	Number of Students To Meet Threshold	Eligible for Award	Award
Total Student Population	7				
ESTIMATE BASED ON STUDENTS DENOTED AS HAVING MET CCMR BONUS IN GRADUATION PATHWAYS					
Economic Disadvantaged Population	5	2	11% = 1	1	\$5,000.00
Non-Economic Disadvantaged Population	2	2	24% = 1	1	\$3,000.00
Special Education Population	3	1	0% = 0	1	\$2,000.00
ESTIMATED AWARD					\$10,000.00
ESTIMATE BASED ON STUDENTS DENOTED AS "INCLUDE IN ESTIMATE"					
Economic Disadvantaged Population	5	5	11% = 1	4	\$20,000.00
Non-Economic Disadvantaged Population	2	2	24% = 1	1	\$3,000.00
Special Education Population	3	3	0% = 0	3	\$6,000.00
ESTIMATED AWARD					\$29,000.00

Recalculate Using Updated Demographic Settings and "Included in Estimate" Designations

Estimated Awards

Using a top down approach, the first X number of students will show \$0 or reduced award amounts until the various thresholds are met.

Demographic Data

To mass import demographic data, including Economic Disadvantage and Special Education designations, go to [Data > Import Data > Student Demographic Data](#).

Please note that this is an estimated calculation and may not reflect the exact amount of school funding. Actual funding amounts can vary based on a number of factors, including changes in state and federal funding, enrollment fluctuations, and local tax revenue.

Results (7)

Explore Selected Students

Search...

Export PDF

Export CSV

Copy

Email List Of Selected

	Student	SSId	Local ID	Cohort	School	Flags	Met CCMR 85.7%	Bonus CCMR 57.1%	Eco Dis	Special Ed	Estimated Award	Include in Estimate
<input type="checkbox"/>	Elliot, Cass	0000TX1242		2026	228		Met CCMR	CCMR Bonus	1	SE	\$2,000.00	<input checked="" type="checkbox"/> Include in Estimate
<input type="checkbox"/>	Houston, Whitney	0000TX1245		2026	228		Met CCMR	CCMR Bonus	--	--	\$0.00	<input checked="" type="checkbox"/> Include in Estimate

CCMR Bonus Funding Estimator

What it does:

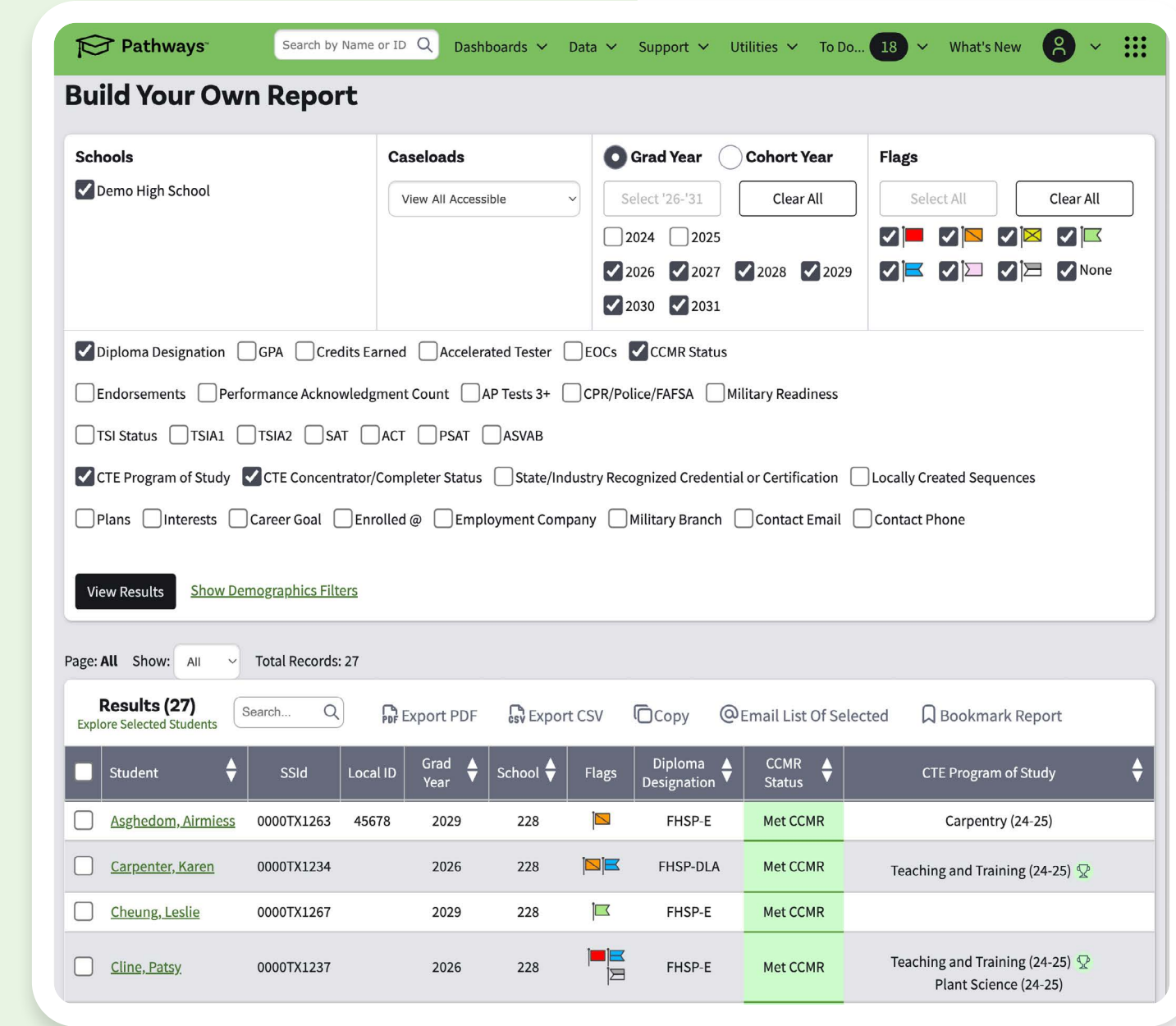
Calculates projected bonus funding based on student demographics and CCMR status across SPED, economically disadvantaged, and non-economically disadvantaged students.

Why it matters:

This is a strategic planning tool for superintendents, CTE directors, and district leaders. It supports funding decisions and resource allocation with real-time, actionable data.

“Transitioning from spreadsheet tracking to the SIS-linked Student Dashboard through Education Advanced Pathways has been a game-changer by streamlining our processes and creating easy-to-read visuals. When our Class of 2025 reached 100% CCMR, I was able to share a clear and easy-to-understand chart from the new CCMR dashboard that highlighted our achievement with staff, principals, district leaders, the school board, and the community.”

Melisia Foster
Director of Curriculum



What it does:

What it does:

Some commonly used data points include:

- ✔ Performance Acknowledgements
- ✔ Endorsement Progress/Completion
- ✔ Military Readiness
- ✔ “Other” graduation requirements
(ex: instruction in CPR, completion of the FAFSA, etc.)

Dr. Ivan Velasco
Director of Learner Pathways



Powering the Journey to Graduation

At Education Advanced, we build tools that support the complex, behind-the-scenes work of K–12 schools.

With Pathways, you can track graduation and accountability data in real-time, eliminate manual processes, and focus on what matters most—your students.

The Promise of Education Advanced

Empowering school districts with operational tools that streamline testing, evaluation, and graduation readiness—giving educators, counselors, and leaders the opportunity to focus on outcomes, not overload.

Our Full Suite of K-12 Solutions:

- ✓ Pathways® – Every student, on track. No surprises.
- ✓ TestHound® – Testing, simplified. Logistics, mastered.
- ✓ Evaluation™ – Consistent, High-Quality Evaluations.

[Learn More](#)

Powered by:



