

INDEPENDENT AUDITOR'S REPORT

To the Members of **S2 Engineering Industry Private Limited**

Report on the Audit of the Financial Statements

Opinion

We have audited the accompanying financial statements of **S2 Engineering Industry Private Limited** ("the Company"), which comprise the Balance Sheet as at March 31, 2025, the Statement of Profit and Loss, including Other Comprehensive Income, Statement of Changes in Equity and Statement of Cash Flows for the year then ended, and notes to the financial statements, including material accounting policy information and other explanatory information (hereinafter referred to as the "financial statements").

In our opinion and to the best of our information and according to the explanations given to us, the aforesaid financial statements give the information required by the Companies Act, 2013 ("the Act") in the manner so required and give a true and fair view in conformity with the Indian Accounting Standards prescribed under section 133 of the Act read with Companies (Indian Accounting Standards) Rules, 2015, as amended ("Ind AS") and other accounting principles generally accepted in India, of the state of affairs of the Company as at March 31, 2025, its profit including other comprehensive income, changes in equity and its cash flows for the year ended on that date.

Basis for Opinion

We conducted our audit of the financial statements in accordance with the Standards on Auditing (SAs) specified under section 143(10) of the Act. Our responsibilities under those Standards are further described in the 'Auditor's Responsibilities for the Audit of the Financial Statements' section of our report. We are independent of the Company in accordance with the Code of Ethics issued by the Institute of Chartered Accountants of India ("ICAI") together with the ethical requirements that are relevant to our audit of the financial statements under the provisions of the Act and the Rules thereunder, and we have fulfilled our other ethical responsibilities in accordance with these requirements and the Code of Ethics. We believe that the audit evidence obtained by us is sufficient and appropriate to provide a basis for our opinion.

Information Other than the Financial Statements and Auditor's Report Thereon

The Company's Board of Directors is responsible for the other information. As informed to us, the Company does not have any other information to be included in the annual report.

Our opinion on the financial statements does not cover the other information and we will not express any form of assurance conclusion thereon.



Responsibilities of Management and Those Charged with Governance for the Financial Statements

The Company's Board of Directors is responsible for the matters stated in section 134(5) of the Act with respect to the preparation of these financial statements that give a true and fair view of the financial position, financial performance, changes in equity and cash flows of the Company in accordance with the accounting principles generally accepted in India, including the Accounting Standards specified under section 133 of the Act. This responsibility also includes maintenance of adequate accounting records in accordance with the provisions of the Act for safeguarding of the assets of the Company and for preventing and detecting frauds and other irregularities; selection and application of appropriate accounting policies; making judgments and estimates that are reasonable and prudent; and design, implementation and maintenance of adequate internal financial controls, that were operating effectively for ensuring the accuracy and completeness of the accounting records, relevant to the preparation and presentation of the financial statement that give a true and fair view and are free from material misstatement, whether due to fraud or error.

In preparing the financial statements, the Management and Board of Directors are responsible for assessing the Company's ability to continue as a going concern, disclosing, as applicable, matters related to going concern and using the going concern basis of accounting unless the Board of Directors either intends to liquidate the Company or to cease operations, or has no realistic alternative but to do so.

The Board of Directors is also responsible for overseeing the Company's financial reporting process.

Auditor's Responsibilities for the Audit of the Financial Statements

Our objectives are to obtain reasonable assurance about whether the financial statements as a whole are free from material misstatement, whether due to fraud or error, and to issue an auditor's report that includes our opinion. Reasonable assurance is a high level of assurance but is not a guarantee that an audit conducted in accordance with SAs will always detect a material misstatement when it exists. Misstatements can arise from fraud or error and are considered material if, individually or in the aggregate, they could reasonably be expected to influence the economic decisions of users taken on the basis of these financial statements.

We give in "Annexure A" a detailed description of Auditor's responsibilities for Audit of the Financial Statements.

Report on Other Legal and Regulatory Requirements

1. As required by the Companies (Auditor's Report) Order, 2020 ("the Order"), issued by the Central Government of India in terms of sub-section (11) of section 143 of the Act, we give in "Annexure B" a statement on the matters specified in paragraphs 3 and 4 of the Order, to the extent applicable.
2. As required by Section 143(3) of the Act, we report that:
 - (a) We have sought and obtained all the information and explanations which to the best of our knowledge and belief were necessary for the purposes of our audit.



- (b) In our opinion, proper books of account as required by law have been kept by the Company so far as it appears from our examination of those books.
- (c) The Balance Sheet, the Statement of Profit and Loss including other comprehensive income, the Statement of Changes in Equity and the Statement of Cash Flow dealt with by this Report are in agreement with the books of account.
- (d) In our opinion, the aforesaid financial statements comply with the Accounting Standards specified under Section 133 of the Act.
- (e) On the basis of the written representations received from the directors as on March 31, 2025 taken on record by the Board of Directors, none of the directors are disqualified as on March 31, 2025 from being appointed as a director in terms of Section 164 (2) of the Act.
- (f) With respect to the adequacy of the internal financial controls with reference to financial statements of the Company and the operating effectiveness of such controls, refer to our separate Report in "Annexure C".
- (g) With respect to the other matters to be included in the Auditor's Report in accordance with Rule 11 of the Companies (Audit and Auditors) Rules, 2014, in our opinion and to the best of our information and according to the explanations given to us:
- i. The Company does not have any pending litigations which would impact its financial position.
 - ii. The Company did not have any long-term contracts including derivative contracts for which there were any material foreseeable losses.
 - iii. There were no amounts which were required to be transferred to the Investor Education and Protection Fund by the Company.
 - iv.
 - a) The Management has represented that, to the best of its knowledge and belief, no funds have been advanced or loaned or invested (either from borrowed funds or share premium or any other sources or kind of funds) by the Company to or in any other person(s) or entity(ies), including foreign entities ("Intermediaries"), with the understanding, whether recorded in writing or otherwise, that the Intermediary shall, directly or indirectly lend or invest in other persons or entities identified in any manner whatsoever by or on behalf of the Company ("Ultimate Beneficiaries") or provide any guarantee, security or the like on behalf of the Ultimate Beneficiaries.
 - b) The Management has represented, that, to the best of its knowledge and belief, no funds have been received by the Company from any person(s) or entity(ies), including foreign entities (Funding Parties), with the understanding, whether recorded in writing or otherwise, as on the date of this audit report, that the Company shall, directly or indirectly, lend or invest in other persons or entities identified in any manner whatsoever by or on behalf of the Funding Party ("Ultimate Beneficiaries") or provide any guarantee, security or the like on behalf of the Ultimate Beneficiaries.



- c) Based on the audit procedures performed that have been considered reasonable and appropriate in the circumstances, and according to the information and explanations provided to us by the Management in this regard nothing has come to our notice that has caused us to believe that the representations under sub-clause (i) and (ii) of Rule 11(e) as provided under (a) and (b) above, contain any material mis-statement.
- v. The Company has neither declared nor paid any dividend during the year.
- vi. Based on our examination, the Company has used an accounting software for maintaining its books of accounts during the year ended March 31, 2025, which has a feature of recording audit trail (edit log) facility, and the same has been enabled and operated throughout the year for all relevant transactions in the accounting softwares. Further, during the course of our examination, we did not come across any instance of audit trail feature being tampered with.
3. In our opinion, according to information, explanations given to us, the provisions of Section 197 read with Schedule V of the Act and the rules thereunder are not applicable to the Company as it is a private Company.

For M S K A & Associates

Chartered Accountants

ICAI Firm Registration No. 105047W



Mukesh Kumar Pugalia

Partner

Membership No. 221387

UDIN: 25221387BMIASA9035



Place: Hyderabad

Date: May 23, 2025

ANNEXURE A TO THE INDEPENDENT AUDITOR'S REPORT ON EVEN DATE ON THE FINANCIAL STATEMENTS OF S2 ENGINEERING INDUSTRY PRIVATE LIMITED

Auditor's Responsibilities for the Audit of the Financial Statements

As part of an audit in accordance with SAs, we exercise professional judgment and maintain professional skepticism throughout the audit. We also:

- Identify and assess the risks of material misstatement of the financial statements, whether due to fraud or error, design and perform audit procedures responsive to those risks, and obtain audit evidence that is sufficient and appropriate to provide a basis for our opinion. The risk of not detecting a material misstatement resulting from fraud is higher than for one resulting from error, as fraud may involve collusion, forgery, intentional omissions, misrepresentations, or the override of internal control.
- Obtain an understanding of internal control relevant to the audit in order to design audit procedures that are appropriate in the circumstances. Under section 143(3)(i) of the Act, we are also responsible for expressing our opinion on whether the company has adequate internal financial controls with reference to financial statements in place and the operating effectiveness of such controls.
- Evaluate the appropriateness of accounting policies used and the reasonableness of accounting estimates and related disclosures made by management and Board of Directors.
- Conclude on the appropriateness of management and Board of Director's use of the going concern basis of accounting and, based on the audit evidence obtained, whether a material uncertainty exists related to events or conditions that may cast significant doubt on the Company's ability to continue as a going concern. If we conclude that a material uncertainty exists, we are required to draw attention in our auditor's report to the related disclosures in the financial statements or, if such disclosures are inadequate, to modify our opinion. Our conclusions are based on the audit evidence obtained up to the date of our auditor's report. However, future events or conditions may cause the Company to cease to continue as a going concern.
- Evaluate the overall presentation, structure and content of the financial statements, including the disclosures, and whether the financial statements represent the underlying transactions and events in a manner that achieves fair presentation.

We communicate with those charged with governance regarding, among other matters, the planned scope and timing of the audit and significant audit findings, including any significant deficiencies in internal control that we identify during our audit.




We also provide those charged with governance with a statement that we have complied with relevant ethical requirements regarding independence, and to communicate with them all relationships and other matters that may reasonably be thought to bear on our independence, and where applicable, related safeguards.

For **M S K A & Associates**

Chartered Accountants

ICAI Firm Registration No. 105047W



Mukesh Kumar Pugalia

Partner

Membership No. 221387

UDIN: 25221387BMIA9035



Place: Hyderabad

Date: May 23, 2025

ANNEXURE B TO INDEPENDENT AUDITORS' REPORT OF EVEN DATE ON THE FINANCIAL STATEMENTS OF S2 ENGINEERING INDUSTRY PRIVATE LIMITED FOR THE YEAR ENDED MARCH 31, 2025.

[Referred to in paragraph 1 under 'Report on Other Legal and Regulatory Requirements' in the Independent Auditors' Report]

i.

- (a) A. The Company has maintained proper records showing full particulars including quantitative details and situation of property, plant and equipment.

B. The Company has maintained proper records showing full particulars of intangible assets.

- (b) Property, Plant and Equipment have been physically verified by the management at reasonable intervals and no material discrepancies were identified on such verification.

- (c) According to the information and explanations given to us, the title deeds of immovable properties (other than properties where the company is the lessee and the lease agreements are duly executed in favour of the lessee), are held in the name of the Company, except for the immovable property as mentioned below:

Sr. No.	Description of Property	Gross carrying value	Held in name of	Whether promoter, director or their relative or employee	Period held – Indicate range, where appropriate	Reason for not being held in name of company (also indicate if in dispute)
1	Land	802.38	TSIIC Limited	No	Since FY 2022-23	Pursuant to the terms and conditions of the Agreement to sell, the registration of the land in the name of the company would be made once the facility commences commercial operations

- (d) According to the information and explanations given to us, the Company has not revalued its property, plant and Equipment or intangible assets or both during the year. Accordingly, the provisions stated under clause 3(i)(d) of the Order are not applicable to the Company.

- (e) According to the information and explanations given to us, no proceeding has been initiated or pending against the Company for holding benami property under the Benami Transactions (Prohibition) Act, 1988, as amended and rules made thereunder. Accordingly, the provisions stated under clause 3(i)(e) of the Order are not applicable to the Company.




- ii.
- (a) The inventory (excluding stocks with third parties) has been physically verified by the management during the year. In respect of inventory lying with third parties, these have substantially been confirmed by them. In our opinion, the frequency, coverage and procedure of such verification is reasonable. The discrepancies noticed on physical verification of inventory as compared to book records were not 10% or more in aggregate for each class of inventory.
- (b) During the year the Company has been sanctioned working capital limits in excess of Rs. 5 crores in aggregate from Banks / financial institutions on the basis of security of current assets. Based on the records examined by us in the normal course of audit of the standalone financial statements, quarterly returns / statements filed with such Banks/ financial institutions are in agreement with the books of accounts of the Company.
- iii. According to the information explanation provided to us, the Company has not made any investments in, provided any guarantee or security, or granted any loans or advances in the nature of loans, secured or unsecured, to companies, firms, Limited Liability Partnerships or any other parties. Hence, the requirements under paragraph 3(iii) of the Order are not applicable to the Company.
- iv. According to the information and explanations given to us, there are no loans, investments, guarantees, and security in respect of which provisions of sections 185 and 186 of the Act are applicable and accordingly, the provisions stated under clause 3(iv) of the Order is not applicable to the Company.
- v. According to the information and explanations given to us, the Company has neither accepted any deposits from the public nor any amounts which are deemed to be deposits, within the meaning of Sections 73, 74, 75 and 76 of the Act, 2013 and the rules framed there under. Accordingly, the provisions stated under clause 3(v) of the Order is not applicable to the Company. Also, there are no amounts outstanding as on March 31, 2025, which are in the nature of deposits.
- vi. Pursuant to the rules made by the Central Government of India, the Company is required to maintain cost records as specified under Section 148(1) of the Act, 2013 in respect of its products/ services. We have broadly reviewed the same, and are of the opinion that, prima facie, the prescribed accounts and records have been made and maintained. We have not, however, made a detailed examination of the records with a view to determine whether they are accurate or complete.
- vii.
- (a) According to the information and explanations given to us and the records of the Company examined by us, in our opinion, undisputed statutory dues including goods and services tax, provident fund, employees' state insurance, income-tax, duty of customs, cess, and other statutory dues have been generally regularly deposited by the Company with appropriate authorities.

There are no undisputed amounts payable in respect of goods and services tax, provident fund, employees' state insurance, income-tax, duty of customs, cess, and other statutory dues in arrears as at March 31, 2025, outstanding for a period of more than six months from the date they became payable.



- (b) According to the information and explanation given to us and the records of the Company examined by us, there are no dues relating to goods and services tax, provident fund, employees' state insurance, income-tax, duty of customs, cess, and other statutory dues which have not been deposited on account of any dispute.
- viii. According to the information and explanations given to us, there are no transactions which are not accounted in the books of account which have been surrendered or disclosed as income during the year in Income-tax Assessment of the Company. Accordingly, the provision stated under clause 3(viii) of the Order is not applicable to the Company.
- ix.
- (a) In our opinion and according to the information and explanations given to us and the records of the Company examined by us, the Company has not defaulted in repayment of loans or borrowings or in payment of interest thereon to any lender.
- (b) According to the information and explanations given to us and on the basis of our audit procedures, we report that the Company has not been declared wilful defaulter by any bank or financial institution or government or any government authority.
- (c) In our opinion and according to the information and explanations provided to us, money raised by way of term loans during the year have been applied for the purpose for which they were raised.
- (d) According to the information and explanations given to us, and the procedures performed by us, and on an overall examination of the financial statements of the Company, we report that no funds raised on short-term basis have been used for long-term purposes by the Company.
- (e) The Company does not have any subsidiary, associate, or joint venture. Accordingly, reporting under clause 3(ix)(e) of the order is not applicable to the Company.
- (f) The Company does not have any subsidiary, associate, or joint venture. Accordingly, reporting under clause 3(ix)(f) of the order is not applicable to the Company.
- x.
- (a) In our opinion and according to the information explanation given to us, the Company did not raise any money by way of initial public offer or further public offer (including debt instruments) during the year. Accordingly, the provisions stated under clause 3(x)(a) of the Order are not applicable to the Company.
- (b) According to the information and explanations given to us and based on our examination of the records of the Company, the Company has made preferential allotment of optionally convertible debentures during the year and the requirements of section 42 of the Act, have been complied with. The amount raised has been used for the purposes for which they were raised.
- xi.
- (a) Based on our examination of the books and records of the Company, carried out in accordance with the generally accepted auditing practices in India, and according to the information and explanations given to us, we report that no material fraud by the Company or on the Company has been noticed or reported during the year in the course of our audit.

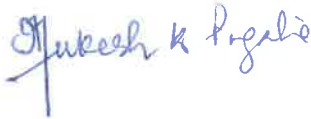


- (b) Based on our examination of the books and records of the Company, carried out in accordance with the generally accepted auditing practices in India, and according to the information and explanations given to us, a report under Section 143(12) of the Act, in Form ADT-4, as prescribed under rule 13 of Companies (Audit and Auditors) Rules, 2014 was not required to be filed with the Central Government. Accordingly, the provisions stated under clause 3(xi)(b) of the Order is not applicable to the Company.
- (c) As represented to us by the Management, there are no whistle-blower complaints received by the Company during the year.
- xii. The Company is not a Nidhi Company. Accordingly, the provisions stated under clause 3(xii)(a) to (c) of the Order are not applicable to the Company.
- xiii. According to the information and explanations given to us and based on our examination of the records of the Company, transactions with the related parties are in compliance with Sections 177 and 188 of the Act, where applicable and details of such transactions have been disclosed in the financial statements as required by the applicable Accounting Standards.
- xiv.
- (a) In our opinion and based on our examination, the Company has an internal audit system commensurate with the size and nature of its business.
- (b) We have considered the internal audit reports of the Company issued till the date of our audit report, for the period under audit.
- xv. According to the information and explanations given to us, in our opinion, during the year, the Company has not entered into any non-cash transactions with directors or persons connected with its directors and accordingly, the reporting on compliance with the provisions of Section 192 of the Act, in clause 3(xv) of the Order is not applicable to the Company.
- xvi.
- (a) The Company is not required to be registered under Section 45 IA of the Reserve Bank of India Act, 1934 (2 of 1934) and accordingly, the provisions stated under clause 3(xvi)(a) of the Order are not applicable to the Company.
- (b) The Company is not a Core investment Company (CIC) as defined in the regulations made by Reserve Bank of India. Accordingly, the provisions stated under clause 3 (xvi)(c) of the Order are not applicable to the Company.
- (c) According to the information and explanations provided to us, the Group (as defined in the Core Investment Companies (Reserve Bank) Directions, 2016) does not have any Core Investment Company (as part of its group). Accordingly, the provisions stated under clause 3(xvi)(d) of the order are not applicable to the Company.
- xvii. Based on the overall review of financial statements, the Company has not incurred cash losses in the current financial year and in the immediately preceding financial year. Accordingly, the provisions stated under clause 3(xvii) of the Order are not applicable to the Company.



- xviii. There has been no resignation of the statutory auditors during the year. Accordingly, the provisions stated under clause 3(xviii) of the Order are not applicable to the Company.
- xix. According to the information and explanations given to us and on the basis of the financial ratios (as disclosed in note 39 to the financial statements), ageing and expected dates of realization of financial assets and payment of financial liabilities, other information accompanying the financial statements, our knowledge of the Board of Directors and management plans and based on our examination of the evidence supporting the assumptions, nothing has come to our attention, which causes us to believe that any material uncertainty exists as on the date of the audit report that Company is not capable of meeting its liabilities existing at the date of balance sheet as and when they fall due within a period of one year from the balance sheet date. We, however, state that this is not an assurance as to the future viability of the Company. We further state that our reporting is based on the facts up to the date of the audit report and we neither give any guarantee nor any assurance that all liabilities falling due within a period of one year from the balance sheet date, will get discharged by the Company as and when they fall due.
- xx. According to the information and explanations given to us and based on our verification, the provisions of Section 135 of the Act, are applicable to the Company. The Company has made the required contributions during the year and there are no unspent amounts which are required to be transferred either to a Fund specified in schedule VII of the Act or to a Special Account as per the provisions of Section 135 of the Act read with schedule VII to the Act. Accordingly, reporting under clause 3(xx)(a) and 3(xx)(b) of the Order is not applicable to the Company.
- xxi. According to the information and explanations given to us, the Company does not have any Subsidiary, Associate or Joint Venture. Accordingly, reporting under clause 3(xxi) of the Order is not applicable.

For **M S K A & Associates**
Chartered Accountants
ICAI Firm Registration No. 105047W



Mukesh Kumar Pugalia
Partner
Membership No. 221387
UDIN: 25221387BMIASA9035



Place: Hyderabad
Date: May 23, 2025

**ANNEXURE C TO THE INDEPENDENT AUDITOR'S REPORT OF EVEN DATE ON THE
FINANCIAL STATEMENTS OF S2 ENGINEERING INDUSTRY PRIVATE LIMITED**

[Referred to in paragraph 2(f) under 'Report on Other Legal and Regulatory Requirements' in the Independent Auditors' Report of even date to the Members of **S2 Engineering Industry Private Limited** on the Financial Statements for the year ended March 31, 2025]

Report on the Internal Financial Controls under Clause (i) of Sub-section 3 of Section 143 of the Companies Act, 2013 ("the Act")

We have audited the internal financial controls with reference to financial statements of S2 Engineering Industry Private Limited ("the Company") as of March 31, 2025 in conjunction with our audit of the financial statements of the Company for the year ended on that date.

Opinion

In our opinion, the Company, in all material respects, an adequate internal financial controls with reference to financial statements and such internal financial controls with reference to financial statements were operating effectively as at March 31, 2025, based on the internal control with reference to financial statements criteria established by the Company considering the essential components of internal control stated in the Guidance Note on Audit of Internal Financial Controls Over Financial Reporting issued by the Institute of Chartered Accountants of India (ICAI) (the "Guidance Note").

Managements' and Board of Director's Responsibility for Internal Financial Controls

The Company's Management and the Board of Directors are responsible for establishing and maintaining internal financial controls based on the internal control with reference to financial statements criteria established by the Company considering the essential components of internal control stated in the Guidance Note. These responsibilities include the design, implementation and maintenance of adequate internal financial controls that were operating effectively for ensuring the orderly and efficient conduct of its business, including adherence to Company's policies, the safeguarding of its assets, the prevention and detection of frauds and errors, the accuracy and completeness of the accounting records, and the timely preparation of reliable financial information, as required under the Act.

Auditors' Responsibility

Our responsibility is to express an opinion on the Company's internal financial controls with reference to financial statements based on our audit. We conducted our audit in accordance with the Guidance Note and the Standards on Auditing, issued by ICAI and deemed to be prescribed under section 143(10) of the Act, to the extent applicable to an audit of internal financial controls. Those Standards and the Guidance Note require that we comply with ethical requirements and plan and perform the audit to obtain reasonable assurance about whether adequate internal financial controls with reference to financial statements was established and maintained and if such controls operated effectively in all material respects.



Our audit involves performing procedures to obtain audit evidence about the adequacy of the internal financial controls with reference to financial statements and their operating effectiveness. Our audit of internal financial controls with reference to financial statements included obtaining an understanding of internal financial controls with reference to financial statements, assessing the risk that a material weakness exists, and testing and evaluating the design and operating effectiveness of internal control based on the assessed risk. The procedures selected depend on the auditor's judgement, including the assessment of the risks of material misstatement of the financial statements, whether due to fraud or error.

We believe that the audit evidence we have obtained, is sufficient and appropriate to provide a basis for our audit opinion on the Company's internal financial controls with reference to financial statements.

Meaning of Internal Financial Controls With reference to Financial Statements

A company's internal financial control with reference to financial statements is a process designed to provide reasonable assurance regarding the reliability of financial reporting and the preparation of financial statements for external purposes in accordance with generally accepted accounting principles. A company's internal financial control with reference to financial statements includes those policies and procedures that (1) pertain to the maintenance of records that, in reasonable detail, accurately and fairly reflect the transactions and dispositions of the assets of the company; (2) provide reasonable assurance that transactions are recorded as necessary to permit preparation of financial statements in accordance with generally accepted accounting principles, and that receipts and expenditures of the company are being made only in accordance with authorisations of management and directors of the company; and (3) provide reasonable assurance regarding prevention or timely detection of unauthorised acquisition, use, or disposition of the company's assets that could have a material effect on the financial statements.

Inherent Limitations of Internal Financial Controls With reference to financial statements

Because of the inherent limitations of internal financial controls with reference to financial statements, including the possibility of collusion or improper management override of controls, material misstatements due to error or fraud may occur and not be detected. Also, projections of any evaluation of the internal financial controls with reference to financial statements to future periods are subject to the risk that the internal financial control with reference to financial statements may become inadequate because of changes in conditions, or that the degree of compliance with the policies or procedures may deteriorate.

For **MSKA & Associates**

Chartered Accountants

ICAI Firm Registration No. 105047W



Mukesh Kumar Pugalia

Partner

Membership No. 221387

UDIN: 25221387BMIASA9035



Place: Hyderabad

Date: May 23, 2025

S2 Engineering Industry Private Limited

CIN: U29304TG2021PTC155070

(All amounts are in Rs. Lakhs except share data or unless otherwise stated)

Balance sheet as at March 31, 2025

S.No.	Particulars	Note No	As at March 31, 2025	As at March 31, 2024
	ASSETS			
1	Non-current assets			
	(a) Property, Plant and Equipment	3A	3,220.25	2,336.56
	(b) Capital work-in-progress	3B	156.24	140.05
	(c) Right-of-use assets	4	1,673.97	281.55
	(d) Other Intangible assets	3C	32.73	26.65
	(e) Financial Assets			
	(i) Other financial assets	5	194.71	118.92
	(f) Other non-current assets	10	176.46	126.64
	(g) Deferred tax assets (Net)	6	35.99	52.06
	(h) Non Current Tax Assets (Net)	19B	115.76	-
	Total Non-current assets		5,606.11	3,082.43
2	Current assets			
	(a) Inventories	7	15,393.77	13,125.23
	(b) Financial Assets			
	(i) Trade receivables	8	14,202.39	9,327.92
	(ii) Cash and cash equivalents	9	9.24	10.39
	(iii) Bank Balances other than Cash and Cash equivalents	9A	408.19	368.33
	(iii) Loans		-	-
	(iv) Other financial assets	5	124.70	109.83
	(c) Other current assets	10	3,123.82	1,770.37
	Total Current assets		33,262.11	24,712.07
	Total Assets		38,868.22	27,794.50
	EQUITY AND LIABILITIES			
1	Equity			
	(a) Equity share capital	11	10.00	10.00
	(b) Other Equity	12	14,402.47	10,548.96
	Total Equity		14,412.47	10,558.96
2	LIABILITIES			
	Non-current liabilities			
	(a) Financial Liabilities			
	(i) Borrowings	13	10,517.00	3,568.44
	(ii) Lease liabilities	14	1,333.78	185.15
	(b) Provisions	15	56.47	32.64
	Total Non-current liabilities		11,907.25	3,786.23
	Current liabilities			
	(a) Financial Liabilities			
	(i) Borrowings	13	501.46	5,923.21
	(ii) Lease liabilities	14	341.59	131.37
	(iii) Trade payables			
	(a) Total outstanding dues of micro and small enterprises	16	241.16	312.14
	(b) Total outstanding dues of creditors other than micro and small enterprises	16	6,697.71	4,383.75
	(iv) Other financial liabilities	17	297.81	147.38
	(b) Other current liabilities	18	4,413.41	2,415.67
	(c) Provisions	15	55.36	29.81
	(d) Current Tax Liabilities (Net)	19A	-	105.98
	Total Current liabilities		12,548.50	13,449.31
	Total Equity and Liabilities		38,868.22	27,794.50

Summary of material accounting policies

1-2

As per our report of even date

For M S K A & Associates

Chartered Accountants

Firm Registration Number: 105047W



Mukesh Kumar Pugalía

Partner

Membership Number: 221387



For and on behalf of the Board of Directors of


S2 Engineering Industry Private Limited

CIN: U29304TG2021PTC155070

Kandula Ramakrishna

Managing Director

DIN: 05281520



P. Anjaneyulu

Chief Financial Officer

Kandula Krishna Veni

Director

DIN: 02260233



K. Hima Priya

Company Secretary

M No - A67384



Place: Hyderabad

Date: May 23, 2025

S2 Engineering Industry Private Limited

CIN: U29304TG2021PTC155070

(All amounts are in Rs. Lakhs except share data or unless otherwise stated)

Statement of Profits and Loss for the Year ended March 31, 2025

S.No.	Particulars	Note No	For the Year ended March 31, 2025	For the Year ended March 31, 2024
I	Revenue from Operations	20	38,991.20	31,203.91
II	Other Income	21	61.21	153.18
III	Total Income (I+II)		39,052.41	31,357.09
IV	Expenses			
	Cost of raw materials consumed	22	23,467.51	22,680.32
	Changes in inventories of finished goods and work-in-progress	23	972.91	(2,681.38)
	Labour charges		3,427.48	2,494.71
	Employee benefits expenses	24	1,575.38	1,055.68
	Finance costs	25	1,195.16	844.50
	Depreciation and amortisation expenses	26	387.75	321.87
	Other expenses	27	3,490.03	2,472.48
	Total expenses (IV)		34,516.22	27,188.18
V	Profit before tax (III-IV)		4,536.19	4,168.91
VI	Tax expense:			
	(1) Current tax	31	1,213.93	1,054.90
	Income tax relating to earlier years	31	54.84	-
	(2) Deferred tax charge/ (benefit)	31	15.01	(14.50)
VII	Profit for the year (V-VI)		3,252.41	3,128.51
VIII	Other Comprehensive Income			
	(i) Items that will not be reclassified to profit or loss			
	Re-measurement gains/ (losses) on defined benefit plans	33	4.22	(1.94)
	Income tax effect relating to above item		(1.06)	0.49
	Other comprehensive income for the year, net of tax		3.16	(1.45)
IX	Total Comprehensive Income for the Year (VII+VIII)		3,255.57	3,127.06
X	Earnings per equity share			
	(1) Basic Earnings per equity share	30	3,252.41	3,128.51
	(2) Diluted Earnings per equity share	30	3,252.41	3,128.51

Summary of material accounting policies

1-2

As per our report of even date

For M S K A & Associates

Chartered Accountants

Firm Registration Number: 105047W

Mukesh Kumar Pugalia

Partner

Membership Number: 221387



Place: Hyderabad

Date: May 23, 2025

For and on behalf of the Board of Directors of

S2 Engineering Industry Private Limited

CIN: U29304TG2021PTC155070

Kandula Ramakrishna

Managing Director

DIN: 05281520

P. Anjaneyulu

Chief Financial Officer

Kandula Krishna Veni

Director

DIN: 02260233

K. Hima Priya

Company Secretary

M.No.: A62384



S2 Engineering Industry Private Limited

CIN: U29304TG2021PTC155070

(All amounts are in Rs. Lakhs except share data or unless otherwise stated)

Statement of Cash Flows for the Year ended March 31, 2025

Particulars	For the Year ended March 31, 2025	For the Year ended March 31, 2024
A. Cash flow from operating activities		
Net Profit Before Tax as per Statement of Profit and Loss	4,536.19	4,168.91
Adjustments for :		
Finance costs	1,195.16	844.50
Interest income	(16.99)	(12.72)
Gain on termination of leases	-	(33.66)
Depreciation and Amortisation expense	387.75	321.87
Allowance for Expected Credit Loss	(23.46)	98.29
Bad debts written off	119.77	56.93
Provision for advances to vendors	39.14	-
Advances written off	-	84.50
Dividend paid	0.14	0.28
Operating profit before working capital changes	6,237.70	5,528.90
Adjustments for working capital changes in:		
Decrease/(Increase) Inventories	(2,268.54)	(5,803.10)
Decrease/(Increase) Trade receivables	(4,970.78)	(3,675.75)
Decrease/(Increase) Other financial assets	(97.79)	59.76
Decrease/(Increase) Other assets	(1,395.92)	(777.86)
Increase/ (Decrease) Trade payables	2,242.98	845.94
Increase/ (Decrease) Other liabilities	1,997.74	930.61
Increase/ (Decrease) Provisions	53.60	(92.62)
Cash generated from operations	1,798.99	(2,984.12)
Income tax paid (net off refund)	(1,490.51)	(1,098.97)
Net cash flows generated from operating activities (A)	308.48	(4,083.09)
B. Cash flow from investing activities		
Purchase property, plant and equipment (include Capital work in progress)	(1,102.18)	(554.01)
Purchase of Intangible Assets	(9.65)	(4.73)
Interest received	17.98	12.01
Investments in margin money deposits	(33.72)	(263.45)
Net cash flows used in investing activities (B)	(1,127.57)	(810.18)
C. Cash flow from financing activities		
Proceeds from Non-Current borrowings	7,352.39	4,613.14
Repayment of Non-Current borrowings	(124.78)	(169.70)
Proceeds from / (Repayment of) Current borrowings	(5,338.85)	1,469.77
Dividend paid	(0.14)	(0.28)
Interest paid	(817.55)	(784.27)
Interest on lease liabilities	(40.12)	(54.05)
Principal Portion of Lease liabilities	(213.01)	(171.45)
Net cash flows from financing activities (C)	817.94	4,903.16
Net Increase/(Decrease) in cash and cash equivalents (A)+(B)+(C)	(1.15)	9.89
Cash and cash equivalents at the beginning of the year	10.39	0.50
Cash and cash equivalents at the end of the year	9.24	10.39

Cash and Cash equivalents includes:

Particulars	For the Year ended March 31, 2025	For the Year ended March 31, 2024
Cash on hand	0.51	1.65
Cash Equivalents - Current accounts	8.73	8.74
Total	9.24	10.39

Summary of material accounting policies

1-2

As per our report of even date

For M S K A & Associates

Chartered Accountants

Firm Registration Number: 105047W

Mukesh Kumar Pugal

Mukesh Kumar Pugal

Partner

Membership Number: 221387



Place: Hyderabad

Date: May 23, 2025

For and on behalf of the Board of Directors of

S2 Engineering Industry Private Limited

CIN: U29304TG2021PTC155070

Kandula Ramakrishna

Kandula Ramakrishna

Managing Director

DIN: 05281520

P. Anjaneyulu

P. Anjaneyulu

Chief Financial Officer

Kandula Krishna Veni

Kandula Krishna Veni

Director

DIN: 02260233

K. Hima Priya

K. Hima Priya

Company Secretary

M Nn : A67384



S2 Engineering Industry Private Limited

CIN: U29304TG2021PTC155070

(All amounts are in Rs. Lakhs except share data or unless otherwise stated)

STATEMENT OF CHANGES IN EQUITY

A. Equity Share Capital

Equity shares of INR 10 each issued, subscribed and fully paid

Balance as at April 01, 2024

Changes in equity share capital during the current year (Note 11)

Balance as at March 31, 2025

For the Year ended March 31, 2025

No. of shares	Amount
1,00,000	10.00
-	-
1,00,000	10.00

For the Year ended March 31, 2024

No. of shares	Amount
1,00,000	10.00
-	-
1,00,000	10.00

Equity shares of INR 10 each issued, subscribed and fully paid

Balance as at April 01, 2023

Changes in equity share capital during the current year (Note 11)

Balance as at March 31, 2024

B. Preference Share Capital

Preference shares of INR 10 each issued, subscribed and fully paid

Balance as at April 01, 2024

Changes in Preference share capital during the current year (Note 11)

Balance as at March 31, 2025

For the Year ended March 31, 2025

No. of shares	Amount
1,39,00,000	1,390.00
-	-
1,39,00,000	1,390.00

For the Year ended March 31, 2024

No. of shares	Amount
1,39,00,000	1,390.00
-	-
1,39,00,000	1,390.00

Preference shares of INR 10 each issued, subscribed and fully paid

Balance as at April 01, 2023

Changes in Preference share capital during the current year (Note 11)

Balance as at March 31, 2024

B. Other Equity

Particulars	Equity component of Preference shares/Optionally Convertible Debentures	Reserves and Surplus		Items of Other Comprehensive Income	Total Other Equity
		Capital reserve	Retained Earnings	Re-measurement gains/ (losses) on defined benefit plans	
Balance as at April 01, 2023	977.97	(94.68)	4,312.56	(1.54)	5,194.31
Profit for the year	-	-	3,128.51	-	3,128.51
Other comprehensive income for the year(net of taxes)	-	-	-	(1.45)	(1.45)
On Account Of Ind AS Adjustment	2,227.59	-	-	-	2,227.59
Balance as at March 31, 2024	3,205.56	(94.68)	7,441.07	(2.99)	10,548.96
Balance as at April 01, 2024	3,205.56	(94.68)	7,437.42	0.66	10,548.96
Profit for the year	-	-	3,252.41	-	3,252.41
Other comprehensive income for the year(net of taxes)	-	-	-	3.16	3.16
On Account Of Ind AS Adjustment	597.94	-	-	-	597.94
Balance as at March 31, 2025	3,803.50	(94.68)	10,689.83	3.82	14,402.47

Nature and purpose of reserves

Retained earnings

The balance in the Retained Earnings primarily represents the surplus after payment of dividend and transfer to reserves.

Re-measurement gains/ (losses) on defined benefit plans

Remeasurements of the net defined benefits plan reserve comprise the cumulative net gains/ losses on actuarial valuation of post-employment obligations.

Summary of material accounting policies

1-2

As per our report of even date

For M S K A & Associates

Chartered Accountants

Firm Registration Number: 105047W

Mukesh Kumar Pugalía

Partner

Membership Number: 221387



For and on behalf of the Board of Directors of

S2 Engineering Industry Private Limited

CIN: U29304TG2021PTC155070

Kandula Ramakrishna

Managing Director

DIN: 05281520

P. Anjaneyulu

Chief Financial Officer

Kandula Krishna Veni

Director

DIN: 02260233

K. Hima Priya

Company Secretary

M.No.: A62384



Place: Hyderabad

Date: May 23, 2025

S2 Engineering Industry Private Limited

Notes forming part of the Financial Statements for the Year ended March 31, 2025

(All amounts are in Rs. Lakhs except share data or unless otherwise stated)

1.1 General Information

S2 Engineering Industry Private Limited ("the Company") was incorporated on September 20, 2021 and is a wholly owned subsidiary of Standard Glass Lining Technology Limited, which is listed on two recognized stock exchanges of India, the National Stock Exchange of India Limited (NSE) and Bombay Stock Exchange of India Limited (BSE) on January 13, 2025. . The Company is engaged in the business of manufacturing and selling of stainless steel and nickel/alloy steel reactors, filters, dryers, vessels, and storage tanks for the pharmaceutical industry sector.

The registered office of the Company is located at Plot no 189A, HMT society, Shapur Nagar, ground floor, Medchal, Malkajgiri Hyderabad.

1.2 Statement of Compliance

These financial statements of the Company have been prepared and presented in accordance with and in compliance in all material aspects, with the Indian Accounting Standards ("Ind AS") notified under Section 133 of the Companies Act, 2013 ("the Act") read along with the Companies (Indian Accounting Standards) Rules 2015, and presentation requirements of Division II of Schedule III to the Act, and as amended from time to time.

These financial statements have been prepared for the Company as a going concern on the basis of relevant Ind AS that are effective at the reporting date March 31, 2025. These financial statements for the year ended March 31, 2025 were approved by the Company's Board of Directors May 23, 2025.

1.3 Basis of Measurement

These financial statements have been prepared on the historical cost convention and on an accrual basis, except for the following material items in the balance sheet:

- Derivative financial instruments are measured at fair value.
- Certain financial assets are measured either at fair value or at amortised cost depending on the classification;
- Employee defined benefit assets/(liability) are recognised as the net total of the fair value of plan assets, plus actuarial losses, less actuarial gains and the present value of the defined benefit obligation,
- Long-term borrowings are measured at amortised cost using the effective interest rate method.; and
- right-of-use the assets are recognised at the present value of lease payments that are not paid at that date. This amount is adjusted for any lease payments made at or before the commencement date, lease incentives received and initial direct costs, incurred, if any.

2. Summary of Material accounting policies

2.1 Current and noncurrent classification

The Company presents assets and liabilities in the balance sheet based on current/ non-current classification.

All the assets and liabilities have been classified as current or non-current as per the Company's normal operating cycle and other criteria set out in the Schedule III to the Act and Ind AS 1, Presentation of financial statements.

An asset is classified as current when it satisfies any of the following criteria:

- It is expected to be realised in, or is intended for sale or consumption in, the Company's normal operating cycle;
- It is held primarily for the purpose of being traded;
- It is expected to be realised within twelve months after the reporting date; or
- It is cash or cash equivalent unless it is restricted from being exchanged or used to settle a liability for at least twelve months after the reporting date.

All other assets are classified as non-current.

A liability is classified as current when it satisfies any of the following criteria:

- It is expected to be settled in the Company's normal operating cycle;
 - It is held primarily for the purpose of being traded;
 - It is due to be settled within twelve months after the reporting date; or
 - The Company does not have an unconditional right to defer settlement of the liability for at least twelve months after the reporting period.
- Terms of a liability that could, at the option of the counterparty, result in its settlement by the issue of equity instruments do not affect its classification.

The Company classifies all other liabilities as non-current.

Current assets/ liabilities include the current portion of non-current assets/ liabilities respectively. Deferred tax assets and liabilities are always disclosed as non- current.

The operating cycle is the time between the acquisition of assets for processing and their realisation in cash and cash equivalents. The Company has identified twelve months as its operating cycle.

2.2 Functional and presentation currency

These financial statements are presented in Indian Rupees (rounded off to nearest lakhs), which is also the functional currency of the Company.

2.3 Fair value measurement

The Company measures financial instruments, such as, derivatives at fair value at each balance sheet date. Fair value is the price that would be received to sell an asset or paid to transfer a liability in an orderly transaction between market participants at the measurement date. The fair value measurement is based on the presumption that the transaction to sell the asset or transfer the liability takes place either:

- in the principal market for the asset or liability, or
- in the absence of a principal market, in the most advantageous market for the asset or liability

The principal or the most advantageous market must be accessible by the Company. The fair value of an asset or a liability is measured using the assumptions that market participants would use when pricing the asset or liability, assuming that market participants act in their economic best interest.

A fair value measurement of a non-financial asset takes into account a market participant's ability to generate economic benefits by using the asset in its highest and best use or by selling it to another market participant that would use the asset in its highest and best use.



S2 Engineering Industry Private Limited**Notes forming part of the Financial Statements for the Year ended March 31, 2025**

(All amounts are in Rs. Lakhs except share data or unless otherwise stated)

The Company uses valuation techniques that are appropriate in the circumstances and for which sufficient data are available to measure fair value, maximising the use of relevant observable inputs and minimising the use of unobservable inputs. All assets and liabilities for which fair value is measured or disclosed in the Ind AS financial statements are categorised within the fair value hierarchy, described as follows, based on the lowest level input that is significant to the fair value measurement as a whole:

- Level 1 – Quoted (unadjusted) market prices in active markets for identical assets or liabilities
- Level 2 – Valuation techniques for which the lowest level input that is significant to the fair value measurement is directly or indirectly observable
- Level 3 – Valuation techniques for which the lowest level input that is significant to the fair value measurement is unobservable

For assets and liabilities that are recognised in the Ind AS financial statements on a recurring basis, the Company determines whether transfers have occurred between levels in the hierarchy by re-assessing categorisation (based on the lowest level input that is significant to the fair value measurement as a whole) at the end of each reporting period.

The Company's management determines the policies and procedures for both recurring fair value measurement, such as derivative instruments and unquoted financial assets measured at fair value, and for non-recurring measurement, such as assets held for sale in discontinued operations. External valuers are involved, wherever considered necessary. For the purpose of fair value disclosures, the Company has determined classes of assets and liabilities on the basis of the nature, characteristics and risks of the asset or liability and the level of the fair value hierarchy, as explained above. This note summarises accounting policy for fair value. Other fair value related disclosures are given in the relevant notes.

2.4 Foreign Currency transactions

Transactions in foreign currencies are initially recorded by the Company at their respective functional currency spot rates at the date, the transaction first qualifies for recognition. However, for practical reasons, the Company uses an average rate, if the average approximates the actual rate at the date of the transaction.

Monetary assets and liabilities denominated in foreign currencies are translated at the functional currency spot rates of exchange at the reporting date. Exchange differences arising on settlement or translation of monetary items are recognised in the Statement of Profit and Loss.

Non-monetary items that are measured based on historical cost in a foreign currency are translated at the exchange rate at the date of the initial transaction.

Non-monetary items that are measured at fair value in a foreign currency are translated using the exchange rates at the date when the fair value was measured.

The gain or loss arising on translation of non-monetary items measured at fair value is treated in line with the recognition of the gain or loss on the change in fair value of the item (i.e., translation differences on items whose fair value gain or loss is recognised in other comprehensive income ("OCI") or Statement of Profit and Loss are also recognised in OCI or Statement of Profit and Loss, respectively).

2.5 Property Plant & Equipment

Property, Plant and Equipment are stated at cost of acquisition or construction less accumulated depreciation and impairment loss, if any.

Cost includes expenditures that are directly attributable to the acquisition of the asset i.e., freight, duties and taxes applicable and other expenses related to acquisition and installation. The cost of self-constructed assets includes the cost of materials and other costs directly attributable to bringing the asset to a working condition for its intended use. Borrowing costs that are directly attributable to the construction or production of a qualifying asset are capitalised as part of the cost of that asset.

The cost of replacing part of an item of property, plant and equipment is recognised in the carrying amount of the item if it is probable that the future economic benefits embodied within the part will flow to the Company and its cost can be measured reliably. The carrying amount of the replaced part will be derecognised. The costs of repairs and maintenance are recognised in the Statement of Profit and Loss as incurred.

Items of stores and spares that meet the definition of Property, Plant and Equipment are capitalised at cost, otherwise, such items are classified as inventories.

When significant parts of plant and equipment are required to be replaced at intervals, the Company depreciates them separately based on their specific useful lives.

Items of Property, Plant and Equipment acquired through exchange of non-monetary assets are measured at fair value, unless the exchange transaction lacks commercial substance or the fair value of either the asset received or asset given up is not reliably measurable, in which case the asset exchanged is recorded at the carrying amount of the asset given up.

Depreciation is recognised in the Statement of Profit and Loss on a straight line basis based on the Act ("Schedule II"). For assets acquired or disposed of during the year, depreciation is provided on pro rata basis. Land is not depreciated.

The estimated useful lives are as follows:

Type of Asset	Estimated useful life in years
Factory sheds	30
Plant and machinery	15
Electrical equipment	10
Computers	3 to 6 years
Office equipment	5
Furniture and Fixtures	10
Motor cars and cycles	8 to 10 years
Right of use assets	over the lease term



S2 Engineering Industry Private Limited

Notes forming part of the Financial Statements for the Year ended March 31, 2025

(All amounts are in Rs. Lakhs except share data or unless otherwise stated)

Insurance/capital/critical stores and spares are depreciated over the remaining useful life of related plant and equipment or useful life of insurance/capital/critical spares, whichever is lower.

An item of Property, Plant and Equipment and any significant part initially recognised is derecognised upon disposal or when no future economic benefits are expected from its use or disposal. Any gain or loss arising on de-recognition of the asset (calculated as the difference between the net disposal proceeds and the carrying amount of the asset) is included in the Statement of Profit and Loss when the asset is derecognised.

Depreciation methods, useful lives and residual values are reviewed at each reporting date and adjusted prospectively, if appropriate.

Advances paid towards the acquisition of Property, Plant and Equipment outstanding at each reporting date is disclosed as capital advances under other assets. The cost of Property, Plant and Equipment not ready to use before such date are disclosed under Capital work-in-progress.

Assets not ready for use are not depreciated.

2.6 Intangible assets

Intangible assets acquired separately are measured on initial recognition at cost. Following initial recognition, intangible assets are carried at cost less any accumulated amortisation and accumulated impairment losses. Internally generated intangibles, excluding capitalised development costs, are not capitalised and the related expenditure is reflected in the Statement of Profit and Loss in the period in which the expenditure is incurred.

Intangible assets are amortised over the useful economic life and assessed for impairment, whenever there is an indication that the Intangible asset may be impaired. The amortisation period and the amortisation method for an Intangible asset are reviewed at least at the end of each reporting period. Changes in the expected useful life or the expected pattern of consumption of future economic benefits embodied in the asset are considered to modify the amortisation period or method, as appropriate, and are treated as changes in accounting estimates. The amortisation expense on Intangible assets is recognised in the Statement of Profit and Loss, unless such expenditure forms part of carrying value of another Gains or losses arising from de-recognition of an intangible asset are measured as the difference between the net disposal proceeds and the carrying amount of the asset and are recognised in the statement of profit and loss when the asset is derecognised.

Following initial recognition, the asset is carried at cost less any accumulated amortisation and accumulated impairment losses. Amortisation of the asset begins when development is complete and the asset is available for use.

Computer Software

The computer software is amortised on a straight-line basis over the useful economic life of 10 years, as estimated by the management.

2.7 Financial Instruments

A financial instrument is any contract that gives rise to a financial asset of one entity and a financial liability or equity instrument of another entity.

a. Financial assets

Initial recognition and measurement

All financial assets are recognised initially at fair value plus, in the case of financial assets not recorded at fair value through profit or loss, transaction costs that are directly attributable to the acquisition of the financial asset. Purchases or sales of financial assets that require delivery of assets within a time frame established by regulation or convention in the market place (regular way trades) are recognised on the trade date, i.e., the date that the Company commits to purchase or sell the asset.

Subsequent measurement

For purposes of subsequent measurement, financial assets are classified in four categories:

- Debt instruments at amortised cost
- Debt instruments at fair value through other comprehensive income (FVTOCI)
- Debt instruments, derivatives and equity instruments at fair value through profit or loss (FVTPL);
- Equity instruments measured at fair value through other comprehensive income (FVTOCI)

Debt instruments at amortised cost

A 'debt instrument' is measured at amortised cost, if both the following conditions are met: (i) The asset is held within a business model whose objective is to hold assets for collecting contractual cash flows; and (ii) Contractual terms of the asset give rise on specified dates to cash flows that are solely payments of principal and interest (SPPI) on the principal amount outstanding.

After initial measurement, such financial assets are subsequently measured at amortised cost using the effective interest rate (EIR) method. Amortised cost is calculated by taking into account any discount or premium on acquisition and fees or costs that are an integral part of the EIR. The EIR amortisation is included in finance income in the Statement of Profit and Loss. The losses arising from impairment are recognised in the Statement of Profit and Loss. This category generally applies to trade and other receivables.

Debt instrument at FVTOCI

A 'debt instrument' is classified as FVTOCI, if both the following criteria are met: (i) The objective of the business model is achieved both by collecting contractual cash flows and selling the financial assets; and (ii) The asset's contractual cash flows represent SPPI.

Debt instruments included within the FVTOCI category are measured initially as well as at each reporting date at fair value. Fair value movements are recognised in OCI. However, the Company recognises interest income, impairment losses and foreign exchange gain or loss in the Statement of Profit and Loss. On de-recognition of the asset, cumulative gain or loss previously recognised in OCI is reclassified from the equity to statement of Profit and Loss. Interest earned whilst holding FVTOCI debt instrument is reported as interest income using the EIR method.

Debt instrument at FVTPL

FVTPL is a residual category for debt instruments. Any debt instrument, that does not meet the criteria for categorisation as at amortised cost or as FVTOCI, is classified as FVTPL. Debt instruments included within the FVTPL category are measured at fair value with all changes recognised in the Statement of Profit and Loss.



S2 Engineering Industry Private Limited
Notes forming part of the Financial Statements for the Year ended March 31, 2025
(All amounts are in Rs. Lakhs except share data or unless otherwise stated)

Equity Instruments

All equity investments in the scope of Ind AS 109 are measured at fair value. Equity instruments which are held for trading are classified as FVTPL. If the Company decides to classify an equity instrument as FVTOCI, then all fair value changes on the instrument, excluding dividends, are recognised in the OCI. There is no recycling of the amounts from OCI to Statement of Profit and Loss, even on sale of investment. Equity instruments included within the FVTPL category are measured at fair value with all changes recognised in the Statement of Profit and Loss.

Derecognition

A financial asset (or, where applicable, a part of a financial asset or part of a group of similar financial assets) is primarily derecognised (i.e., removed from the Company's balance sheet) when:

- The rights to receive cash flows from the asset have expired, or
- The Company has transferred its rights to receive cash flows from the asset or has assumed an obligation to pay the received cash flows in full without material delay to a third party under a 'pass-through' arrangement; and either (a) the Company has transferred substantially all the risks and rewards of the asset, or (b) the Company has neither transferred nor retained substantially all the risks and rewards of the asset, but has transferred control of the asset.

When the Company has transferred its rights to receive cash flows from an asset or has entered into a pass-through arrangement, it evaluates if and to what extent it has retained the risks and rewards of ownership. When it has neither transferred nor retained substantially all of the risks and rewards of the asset, nor transferred control of the asset, the Company continues to recognise the transferred asset to the extent of the Company's continuing involvement. In that case, the Company also recognises an associated liability. The transferred asset and the associated liability are measured on a basis that reflects the rights and obligations that the Company has retained.

Impairment of Financial Assets

The Company assesses at each balance sheet date whether a financial asset or a group of financial assets is impaired.

In accordance with Ind AS 109, the Company uses "Expected Credit Loss" (ECL) model, for evaluating impairment of Financial Assets other than those measured at Fair Value Through Profit and Loss (FVTPL).

Expected credit losses are measured through a loss allowance at an amount equal to:

- The 12 months expected credit losses (expected credit losses that result from those default events on the financial instrument that are possible within 12 months after the reporting date);
- Full lifetime expected credit losses (expected credit losses that result from all possible default events over the life of the financial instrument)

The Company follows simplified approach for recognition of impairment loss allowance on trade receivables and under the simplified approach, the Company does not track changes in credit risk. Rather, it recognises impairment loss allowance based on lifetime ECL at each reporting date right from its initial recognition. The Company uses a provision matrix to determine impairment loss allowance on trade receivables. The provision matrix is based on its historically observed default rates over the expected life of trade receivable and is adjusted for forward looking estimates. At every reporting date, the historical observed default rates are updated.

For other assets, the Company uses 12-month ECL to provide for impairment loss where there is no significant increase in credit risk. If there is significant increase in credit risk full lifetime ECL is used.

b. Financial liabilities

Initial recognition and measurement

Financial liabilities are classified, at initial recognition, as financial liabilities at fair value i.e., loans and borrowings, payables, or as derivatives designated as hedging instruments in an effective hedge, as appropriate. All financial liabilities are recognised initially at fair value and, in the case of loans and borrowings and payables, net of directly attributable transaction costs.

The Company's financial liabilities include trade and other payables, loans and borrowings including bank overdrafts, financial guarantee contracts.

Subsequent measurement

The measurement of financial liabilities depends on their classification.

Financial liabilities at fair value through Profit or Loss:

Financial liabilities at fair value through Profit or Loss include financial liabilities held for trading and financial liabilities designated upon initial recognition as fair value through Profit or Loss. Financial liabilities are classified as held for trading if they are incurred for the purpose of repurchasing in the near term. This category also includes derivative financial instruments entered into by the Company that are not designated as hedging instruments in hedge relationships as defined by Ind AS 109. Separated embedded derivatives are also classified as held for trading, unless they are designated as effective hedging instruments. Gains or losses on liabilities held for trading are recognised in the Statement of Profit and Loss. Financial liabilities designated upon initial recognition at fair value through profit or loss are designated as such at the initial date of recognition, and only if the criteria in Ind AS 109 are satisfied. For liabilities designated as FVTPL, fair value gains/losses attributable to changes in own credit risk are recognised in OCI. These gains/losses are not subsequently transferred to the Statement of Profit and Loss.

However, the Company may transfer the cumulative gain or loss within equity. All other changes in fair value of such liability are recognised in the Statement of Profit and Loss.

Loans and borrowings:

Borrowings is the category most relevant to the Company. After initial recognition, interest-bearing borrowings are subsequently measured at amortised cost using the EIR method. Gains and losses are recognised in the Statement of Profit and Loss when the liabilities are derecognised as well as through the EIR amortisation process. Amortised cost is calculated by taking into account any discount or premium on acquisition and fees or costs that are an integral part of the EIR. The EIR amortisation is included as finance costs in the Statement of Profit and Loss.



S2 Engineering Industry Private Limited**Notes forming part of the Financial Statements for the Year ended March 31, 2025**

(All amounts are in Rs. Lakhs except share data or unless otherwise stated)

De-recognition:

A financial liability is derecognised when the obligation under the liability is discharged or cancelled or expired. When an existing financial liability is replaced by another from the same lender on substantially different terms, or the terms of an existing liability are substantially modified, such an exchange or modification is treated as the de-recognition of the original liability and the recognition of a new liability. The difference in the respective carrying amounts is recognised in the Statement of Profit and Loss.

Reclassification of financial assets and liabilities

The Company determines classification of financial assets and liabilities on initial recognition. After initial recognition, no re-classification is made for financial assets which are equity instruments and financial liabilities. For financial assets which are debt instruments, a re-classification is made only if there is a change in the business model for managing those assets. A change in the business model occurs when the Company either begins or ceases to perform an activity that is significant to its operations. If the Company reclassifies financial assets, it applies the re-classification prospectively from the re-classification date, which is the first day of the immediately next reporting period following the change in business model. The Company does not restate any previously recognised gains, losses (including impairment gains or losses) or interest.

Offsetting of financial instruments

Financial assets and financial liabilities are offset and the net amount is reported in the balance sheet, if there is a currently enforceable legal right to offset the recognised amounts and there is an intention to settle on a net basis, to realise the assets and settle the liabilities simultaneously.

2.8 Cash & Cash Equivalents

Cash and bank balances comprise of cash balance in hand, in current accounts with banks, and other short-term deposits. For this purpose, "short-term" means investments having maturity of three months or less from the date of investment, and which are subject to an insignificant risk of change in value. Bank overdrafts that are repayable on demand and form an integral part of our cash management are included as a component of cash and cash equivalents for the purpose of the Statement of cash flows.

2.9 Inventories

Inventories are valued at the lower of cost and net realisable value.

Inventories consisting of raw materials, stores and spares, packing materials, work-in-progress and finished goods.

Finished goods and Work-in-Progress are valued at lower of cost and net realisable value.

Raw Materials and Packing Materials are valued at cost on weighted average basis.

Stores & Spares are valued at weighted average cost.

Goods-in-Transit are valued at cost.

Materials and other items held for use in the production of inventories are not written down below cost if the finished goods in which they will be incorporated are expected to be sold at or above cost.

Cost includes expenditures incurred in acquiring the inventories, production or conversion costs and other costs incurred in bringing them to their existing location and condition.

In the case of finished goods and work-in-progress, cost includes an appropriate share of overheads based on normal operating capacity. Stores and spares, that do not qualify to be recognised as Property, Plant and Equipment, consists of packing materials, engineering spares (such as machinery spare parts) and consumables which are used in operating machines or consumed as indirect materials in the manufacturing process.

Net realisable value is the estimated selling price in the ordinary course of business, less the estimated costs of completion and selling expenses.

The net realisable value of work-in-progress is determined with reference to the selling prices of related finished products.

2.10 Impairment of non-financial assets

The carrying amounts of the Company's non-financial assets, other than inventories and deferred tax assets are reviewed at each reporting date to determine whether there is any indication of impairment. If any such indication exists, then the asset's recoverable amount is estimated. For goodwill and intangible assets that have indefinite lives or that are not yet available for use, an impairment test is performed each year at March 31.

The recoverable amount of an asset or cash-generating unit ("CGU") (as defined below) is the greater of its value in use and its fair value less costs to sell. In assessing value in use, the estimated future cash flows are discounted to their present value using a pre-tax discount rate that reflects current market assessments of the time value of money and the risks specific to the asset or the cash-generating unit. For the purpose of impairment testing, assets are grouped together into the smallest group of assets that generates cash inflows from continuing use that are largely independent of the cash inflow of other assets or groups of assets (the "CGU").

The Company bases its impairment calculation on detailed budgets and forecast calculations, which are prepared separately for each of the Company's CGUs to which the individual assets are allocated. These budgets and forecast calculations generally cover a period of five years. For longer periods, a long-term growth rate is calculated and applied to project future cash flows after the fifth year. To estimate cash flow projections beyond periods covered by the most recent budgets/forecasts, the Company extrapolates cash flow projections in the budget using a steady or declining growth rate for subsequent years, unless an increasing rate can be justified. In any case, this growth rate does not exceed the long-term average growth rate for the products, industries, or country in which the entity operates, or for the market in which the asset is used.

An impairment loss is recognised in the Statement of Profit and Loss if the estimated recoverable amount of an asset or its cash-generating unit is lower than its carrying amount. Impairment losses recognised in respect of cash-generating units are allocated first to reduce the carrying amount of any goodwill allocated to the units and then to reduce the carrying amount of the other assets in the unit on a pro-rata basis.



S2 Engineering Industry Private Limited

Notes forming part of the Financial Statements for the Year ended March 31, 2025

(All amounts are in Rs. Lakhs except share data or unless otherwise stated)

Reversal of Impairment of Assets

An impairment loss in respect of goodwill is not reversed. In respect of other assets, impairment losses recognised in prior periods are assessed at each reporting date for any indications that the loss has decreased or no longer exists. An impairment loss is reversed if there has been a change in the estimates used to determine the recoverable amount. An impairment loss is reversed only to the extent that the asset's carrying amount does not exceed the carrying amount that would have been determined, net of depreciation or amortisation, if no impairment loss had been recognised.

2.11 Employee Benefits

Short term employee benefits

Short-term employee benefits are expensed as the related service is provided. A liability is recognised for the amount expected to be paid if the Company has a present legal or constructive obligation to pay this amount as a result of past service provided by the employee and the obligation can be estimated reliably.

Defined contribution plans

The Company's contributions to defined contribution plans are charged to the Statement of Profit and Loss as and when the services are received from the employees.

Defined benefit plans

The liability in respect of defined benefit plans and other post-employment benefits is calculated using the projected unit credit method consistent with the report of qualified independent actuaries. The present value of the defined benefit obligation is determined by discounting the estimated future cash outflows using interest rates of high-quality corporate bonds that are denominated in the currency in which the benefits will be paid, and that have terms to maturity approximating to the terms of the related defined benefit obligation. In countries where there is no deep market in such bonds, the market interest rates on government bonds are used. The current service cost of the defined benefit plan, recognised in the Statement of Profit and Loss in employee benefit expense, reflects the increase in the defined benefit obligation resulting from employee service in the current year, benefit changes, curtailments and settlements. Past service costs are recognised immediately in the Statement of Profit and Loss.

The net interest cost is calculated by applying the discount rate to the net balance of the defined benefit obligation and the fair value of plan assets. This cost is included in employee benefit expense in the statement of profit and loss. Actuarial gains and losses arising from experience adjustments and changes in actuarial assumptions for defined benefit obligation and plan assets are recognised in OCI in the period in which they arise. When the benefits under a plan are changed or when a plan is curtailed, the resulting change in benefit that relates to past service or the gain or loss on curtailment is recognised immediately in the statement of Profit and Loss. The Company recognises gains or losses on the settlement of a defined benefit plan obligation when the settlement occurs.

Termination benefits

Termination benefits are recognised as an expense in the Statement of Profit and Loss when the Company is demonstrably committed, without realistic possibility of withdrawal, to a formal detailed plan to either terminate employment before the normal retirement date, or to provide termination benefits as a result of an offer made to encourage voluntary redundancy. Termination benefits for voluntary redundancies are recognised as an expense in the Statement of Profit and Loss if the Company has made an offer encouraging voluntary redundancy, it is probable that the offer will be accepted, and the number of acceptances can be estimated reliably.

Other long-term employee benefits

The Company's net obligation in respect of other long-term employee benefits is the amount of future benefit that employees have earned in return for their service in the current and previous periods. That benefit is discounted to determine its present value. Re-measurements are recognised in the Statement of Profit and Loss in the period in which they arise.

Compensated absences

The Company's current policies permit certain categories of its employees to accumulate and carry forward a portion of their unutilised compensated absences and utilise them in future periods or receive cash in lieu thereof in accordance with the terms of such policies. The Company measures the expected cost of accumulating compensated absences as the additional amount that the Company incurs as a result of the unused entitlement that has accumulated at the reporting date. Such measurement is based on actuarial valuation as at the reporting date carried out by a qualified independent actuary.

The Company treats accumulated leave expected to be carried forward beyond 12 months, as long-term employee benefit for measurement purposes. The Company presents the compensated absences as a current liability in the balance sheet as it does not have an unconditional right to defer its utilisation for 12 months after the reporting date.

2.12 Provisions, contingent liabilities and contingent assets

Provisions

A provision is recognised in the Statement of Profit and Loss if, as a result of a past event, the Company has a present legal or constructive obligation that can be estimated reliably, and it is probable that an outflow of economic benefits will be required to settle the obligation. If the effect of the time value of money is material, provisions are determined by discounting the expected future cash flows at a pre-tax rate that reflects current market assessments of the time value of money and the risks specific to the liability. Where discounting is used, the increase in the provision due to the passage of time is recognised as a finance cost.

Contingent liabilities and contingent assets

A disclosure for a contingent liability is made when there is a possible obligation or a present obligation that may, but probably will not, require an outflow of resources. Where there is a possible obligation or a present obligation in respect of which the likelihood of outflow of resources is remote, no provision or disclosure is made.

Contingent assets are not recognised in the financial statements. However, contingent assets are assessed continually and if it is reasonably certain that an inflow of economic benefits will arise, the asset and related income are recognised in the period in which the change occurs.



S2 Engineering Industry Private Limited

Notes forming part of the Financial Statements for the Year ended March 31, 2025

(All amounts are in Rs. Lakhs except share data or unless otherwise stated)

Onerous contracts

A provision for onerous contracts is recognised in the Statement of Profit and Loss when the expected benefits to be derived by the Company from a contract are lower than the unavoidable cost of meeting its obligations under the contract. The provision is measured at the present value of the lower of the expected cost of terminating the contract and the expected net cost of continuing with the contract. Before a provision is established, the Company recognises any impairment loss on the assets associated with that contract.

Reimbursement rights

Expected reimbursements for expenditures required to settle a provision are recognised in the Statement of Profit and Loss only when receipt of such reimbursements is virtually certain. Such reimbursements are recognised as a separate asset in the balance sheet, with a corresponding credit to the specific expense for which the provision has been made.

2.13 Revenue from contracts with customers

Revenue from contracts with customers is recognised when control of the goods is transferred to the customer at an amount that reflects the consideration to which the Company expects to be entitled in exchange for those goods.

Revenue is recognised to the extent that it is probable that economic benefits will flow to the Company and the revenue can be reliably measured regardless of when the payment is being made.

Revenue towards satisfaction of a performance obligation is measured at the amount of transaction price (net of variable consideration) allocated to that performance obligation. The transaction price of goods sold and services rendered is net of variable consideration on account of rebates and discounts.

Goods and Service Tax (GST) is not received by the Company on its own account and is tax collected on behalf of the government. Accordingly, it is excluded from revenue.

Sale of products

Revenue from sale of product is recognised at the point in time when control of the asset is transferred to the customer, generally on delivery of the product (unless the terms of the contract are otherwise)

Generally, control is transferred upon shipment of goods to the customer or when the goods are made available to the customer, provided transfer of title to the customer occurs and the Company has not retained any significant risks of ownership or future obligations with respect to the goods shipped.

Revenue is measured based on transaction price, which is the fair value of the consideration received or receivable, stated net of discounts, returns and value added tax. Transaction price is recognised based on the price specified in the contract, net of the estimated sales incentives / discounts. In determining the transaction price for the sale of goods, the Company considers the effects of variable consideration, the existence of significant financing components, and consideration payable to the customer (if any).

Sale of services

Service income is recognised, on an accrual basis, at agreed rate in accordance with the terms of the agreement.

Contract balances

Contract assets

A contract asset is the right to consideration in exchange for goods or services transferred to the customer. If the Company performs by transferring goods or services to a customer before the customer pays consideration or before payment is due, a contract asset is recognised for the earned consideration that is conditional.

Trade receivables

A trade receivable represents the Company's right to an amount of consideration that is unconditional (i.e., only the passage of time is required before payment of the consideration is due).

Contract liabilities

A contract liability is the obligation to transfer goods or services to a customer for which the Company has received consideration (or an amount of consideration is due) from the customer. If a customer pays consideration before the Company transfers goods or services to the customer, a contract liability is recognised when the payment is made or the payment is due (whichever is earlier). Contract liabilities are recognised as revenue when the Company performs under the contract.

2.14 Interest Income

Interest Income mainly comprises of interest on Margin money deposit with banks relating to bank guarantee and deposits. Interest income should be recorded using the effective interest rate (EIR). However, the amount of margin money deposits relating to bank guarantee are purely current in nature, hence effective interest rate has not been applied. Interest is recognised using the time-proportion method, based on rates implicit in the transactions.

2.15 Borrowing Costs

Borrowing costs directly attributable to the acquisition, construction or production of an asset that necessarily takes a substantial period of time to get ready for its intended use or sale are capitalised as part of the cost of the asset. All other borrowing costs are expensed in the period in which they occur. Borrowing costs consist of interest and other costs that an entity incurs in connection with the borrowing of funds. Borrowing cost also includes exchange differences to the extent regarded as an adjustment to the borrowing costs.



S2 Engineering Industry Private Limited

Notes forming part of the Financial Statements for the Year ended March 31, 2025

(All amounts are in Rs. Lakhs except share data or unless otherwise stated)

2.16 Tax Expenses

Tax expense consists of current and deferred tax.

Current income tax

Current income tax assets and liabilities are measured at the amount expected to be recovered from or paid to the taxation authorities. The tax rates and tax laws used to compute the amount are those that are enacted or substantively enacted, at the reporting date. Current income tax relating to items recognised outside the Statement of Profit and Loss is recognised outside the statement of profit and loss (either in OCI or in equity in correlation to the underlying transaction). Management periodically evaluates positions taken in the tax returns with respect to situations in which applicable tax regulations are subject to interpretation and establishes provisions, where appropriate.

Deferred tax

Deferred tax is provided using the liability method on temporary differences between the tax bases of assets and liabilities and their carrying amounts for financial reporting purposes at the reporting date.

Deferred tax liabilities and assets are recognised for all taxable temporary differences and deductible temporary differences.

Deferred tax assets are recognised to the extent that it is probable that taxable profit will be available against which the deductible temporary differences, and the carry forward of unused tax credits can be utilized.

The carrying amount of deferred tax assets is reviewed at each reporting date and reduced to the extent that it is no longer probable that sufficient taxable profit will be available to allow all or part of the deferred tax asset to be utilised.

Unrecognised deferred tax assets are re-assessed at each reporting date and are recognised to the extent that it has become probable that future taxable profits will allow the deferred tax asset to be recovered.

Deferred tax assets and liabilities are measured at the tax rates that are expected to apply in the period when the asset is realised or the liability is settled, based on tax rates (and tax laws) that have been enacted or substantively enacted at the reporting date.

Deferred tax relating to items recognised outside the Statement of Profit and Loss is recognised outside the Statement of Profit and Loss (either in OCI or in equity in correlation to the underlying transaction).

Deferred tax assets and deferred tax liabilities are offset if a legally enforceable right exists to set off current tax assets against current tax liabilities and the deferred taxes relate to the same taxable entity and the same taxation authority.

Goods and Service Tax (GST) paid on acquisition of assets or on incurring expenses

When the tax incurred on purchase of assets or services is not recoverable from the taxation authority, the tax paid is recognised as part of the cost of acquisition of the asset or as part of the expense item, as applicable. Otherwise, expenses and assets are recognised net of the amount of taxes paid. The net amount of tax recoverable from, or payable to, the taxation authority is included as part of receivables or payables in the balance sheet.

2.17 Leases

The Company assesses at contract inception whether a contract is, or contains, a lease. That is, if the contract conveys the right to control the use of an identified asset for a period of time in exchange for consideration.

The Company as a lessee

The Company applies a single recognition and measurement approach for all leases, except for short-term leases and leases of low-value assets. The Company recognises lease liabilities to make lease payments and right-of-use assets representing the right to use the underlying assets.

Right-of-use assets

The Company recognises right-of-use assets at the commencement date of the lease (i.e., the date the underlying asset is available for use). Right-of-use assets are measured at cost, less any accumulated depreciation and impairment losses, and adjusted for any remeasurement of lease liabilities.

The cost of right-of-use assets includes the amount of lease liabilities recognised, initial direct costs incurred, and lease payments made at or before the commencement date less any lease incentives received.

Right-of-use assets are depreciated on a straight-line basis over the shorter of the lease term and the estimated useful lives of the assets. If ownership of the leased asset transfers to the Company at the end of the lease term or the cost reflects the exercise of a purchase option, depreciation is calculated using the estimated useful life of the asset.

The right-of-use assets are also subject to impairment. Refer to the accounting policies in section of Impairment of non-financial assets.

Lease liabilities

At the commencement date of the lease, the Company recognises lease liabilities measured at the present value of lease payments to be made over the lease term. The lease payments include fixed payments (including in-substance fixed payments) less any lease incentives receivable, variable lease payments that depend on an index or a rate, and amounts expected to be paid under residual value guarantees. The lease payments also include the exercise price of a purchase option reasonably certain to be exercised by the Company and payments of penalties for terminating the lease, if the lease term reflects the Variable lease payments that do not depend on an index or a rate are recognised as expenses (unless they are incurred to produce inventories) in the period in which the event or condition that triggers the payment occurs.

In calculating the present value of lease payments, the Company uses its incremental borrowing rate at the lease commencement date because the interest rate implicit in the lease is not readily determinable. After the commencement date, the amount of lease liabilities is increased to reflect the accretion of interest and reduced for the lease payments made. In addition, the carrying amount of lease liabilities is remeasured if there is a modification, a change in the lease term, a change in the lease payments (e.g., changes to future payments resulting from a change in an index or rate used to determine such lease payments) or a change in the assessment of an option to purchase the underlying asset. The Company's lease liabilities are disclosed separately.



S2 Engineering Industry Private Limited

Notes forming part of the Financial Statements for the Year ended March 31, 2025

(All amounts are in Rs. Lakhs except share data or unless otherwise stated)

Short-term leases and leases of low-value assets

The Company applies the short-term lease recognition exemption to its short-term leases (i.e., those leases that have a lease term of 12 months or less from the commencement date and do not contain a purchase option). It also applies the lease of low-value assets recognition exemption to leases that are considered to be of low value. Lease payments on short-term leases and leases of low-value assets are recognised as expense on a straight-line basis over the lease term.

2.18 Earnings Per Share

Basic earnings per share is calculated by dividing the net profit or loss for the year attributable to equity shareholders (after deducting preference dividends and attributable taxes) by the weighted average number of equity shares outstanding during the year.

The weighted average number of equity shares outstanding during the year is adjusted for events such as bonus issue, bonus element in a rights issue, share split, and reverse share split (consolidation of shares) that have changed the number of equity shares outstanding, without a corresponding change in resources.

For the purpose of calculating diluted earnings per share, the net profit or loss for the year attributable to equity shareholders and the weighted average number of shares outstanding during the year are adjusted for the effects of all dilutive potential equity shares.

2.19 Government grants

Government grants are recognised where there is reasonable assurance that the grant will be received and all attached conditions will be complied with. When the grant relates to an expense item, it is recognised as income on a systematic basis over the periods that the related costs, for which it is intended to compensate, are expensed. When the grant relates to an asset, it is recognised as income in equal amounts over the expected useful life of the related asset.

2.20 Segment reporting

An operating segment is a component of the Company that engages in business activities from which it may earn revenues and incur expenses (including revenues and expenses relating to transactions with other components of the Company), whose operating results are regularly reviewed by the Company's chief operating decision maker (CODM) to make decisions about resources to be allocated to the segment and assess its performance, and for which discrete financial information is available. Operating segments of the Company are reported in a manner consistent with the internal reporting provided to the CODM.

2.21 Significant accounting judgements, estimates, and assumption

The preparation of the financial statements in conformity with Ind AS requires management to make judgments, estimates and assumptions that affect the application of accounting policies and the reported amounts of assets, liabilities, income and expenses. These estimates and associated assumptions are based on historical experiences and various other factors that are believed to be reasonable under the circumstances. Actual results may differ from these estimates.

Estimates and underlying assumptions are reviewed on an ongoing basis. Revisions to accounting estimates are recognised in the period in which the estimates are revised and in any future periods affected. In particular, the areas involving critical estimates or Judgment are:

Determining the lease term of contracts with renewal and termination options

The Company determines the lease term as the non-cancellable term of the lease, together with any periods covered by an option to extend the lease if it is reasonably certain to be exercised, or any periods covered by an option to terminate the lease, if it is reasonably certain not to be exercised. The Company has several lease contracts that include extension and termination options. The Company applies judgement in evaluating whether it is reasonably certain to exercise the option to renew or terminate the lease. That is, it considers all relevant factors that create an economic incentive for it to exercise either the renewal or termination. After the commencement date, the Company reassesses the lease term if there is a significant event or change in circumstances that is within its control and affects its ability to exercise or not to exercise the option to renew or to terminate. Furthermore, the periods covered by termination options are included as part of the lease term only when they are reasonably certain not to be exercised.

Property, Plant and Equipment

The depreciation of property, plant and equipment is derived on determining an estimate of an asset's expected useful life and the expected residual value at the end of its life. The useful lives and residual values of Company's assets are determined by management at the time of acquisition of asset and is reviewed periodically, including at each financial year end. The lives are based on historical experience with similar assets as well as anticipation of future events, which may impact their life.

Impairment of financial and non-financial assets

Significant management judgement is required to determine the amounts of impairment loss on the financial and non-financial assets. The calculations of impairment loss are sensitive to underlying assumptions.

Tax provisions and contingencies

Significant management judgement is required to determine the amounts of tax provisions and contingencies. Significant management judgement is required to determine the amount of deferred tax assets that can be recognised, based upon the likely timing and the level of future taxable profits together with future tax planning strategies.

Defined benefit plans

The cost of the defined benefit plan and the present value of the obligation are determined using actuarial valuation. An actuarial valuation involves various assumptions that may differ from actual developments in the future. These include the determination of the discount rate, future salary increases and mortality rates. Due to the complexities involved in the valuation and its long-term nature, a defined benefit obligation is highly sensitive to changes in these assumptions. All assumptions are reviewed at each reporting date.

The parameter most subject to change is the discount rate. In determining the appropriate discount rate for plans operated in India, the management considers the interest rates of government bonds where remaining maturity of such bond correspond to expected term of defined benefit obligation.

The mortality rate is based on publicly available mortality tables. Those mortality tables tend to change only at interval in response to demographic changes. Future salary increases and gratuity increases are based on expected future inflation rates.



S2 Engineering Industry Private Limited

Notes forming part of the Financial Statements for the Year ended March 31, 2025

(All amounts are in Rs. Lakhs except share data or unless otherwise stated)

Fair value measurement of financial instruments

When the fair values of financial assets and financial liabilities recorded in the balance sheet cannot be measured based on quoted prices in active markets, their fair value is measured using internal valuation techniques. The inputs to these models are taken from observable markets where possible, but where this is not feasible, a degree of judgement is required in establishing fair values. Judgements include considerations of inputs such as liquidity risk, credit risk and volatility. Changes in assumptions about these factors could affect the reported fair value of financial instruments.

2.22 New Accounting pronouncements

Ministry of Corporate Affairs ("MCA") notifies new standards or amendments to the existing standards under Companies (Indian Accounting Standards) Rules as issued from time to time. For the year ended March 31, 2025, MCA has not notified any new standards or amendments to the existing standards applicable to the Company.



S2 Engineering Industry Private Limited
Notes forming part of the Financial Statements for the Year ended March 31, 2025
(All amounts are in Rs. Lakhs except share data or unless otherwise stated)

Note :3A
Property, plant and equipment
Gross carrying amount

Particulars	Plant & Machinery	Furniture & Fixtures	Motor Vehicles	Office Equipment	Computers	Electrical Equipment	Lease hold improvements	Land*	Total
Balance as at April 01, 2023	879.22	50.16	113.15	49.99	39.26	15.86	100.09	802.38	2,050.11
Additions for the year	330.43	17.33	104.99	15.62	42.94	0.69	15.16	-	527.16
Disposals for the year	-	-	-	-	-	-	-	-	-
Balance as at March 31, 2024	1,209.65	67.49	218.14	65.61	82.20	16.55	115.25	802.38	2,577.27
Additions for the year	798.46	45.36	44.80	16.61	44.09	94.56	44.55	-	1,088.43
Disposals for the year	-	-	-	-	-	-	-	-	-
Balance as at March 31, 2025	2,008.11	112.85	262.94	82.22	126.29	111.11	159.80	802.38	3,665.70

Accumulated Depreciation

Particulars	Plant & Machinery	Furniture & Fixtures	Motor Vehicles	Office Equipment	Computers	Electrical Equipment	Lease hold improvements	Land*	Total
Balance as at April 01, 2023	61.92	4.70	23.36	8.87	11.96	2.64	3.97	-	117.42
Depreciation charge for the year	56.28	5.78	25.47	12.17	18.68	1.56	3.35	-	123.29
On Disposals	-	-	-	-	-	-	-	-	-
Balance as at March 31, 2024	118.20	10.48	48.83	21.04	30.64	4.20	7.32	-	240.71
Depreciation charge for the year	102.98	10.29	42.82	13.89	27.23	2.39	5.14	-	204.74
On Disposals	-	-	-	-	-	-	-	-	-
Balance as at March 31, 2025	221.18	20.77	91.65	34.93	57.87	6.59	12.46	-	445.45

Net carrying amount

Particulars	Plant & Machinery	Furniture & Fixtures	Motor Vehicles	Office Equipment	Computers	Electrical Equipment	Lease hold improvements	Land*	Total
As at March 31, 2024	1,091.45	57.01	169.31	44.57	51.56	12.35	107.93	802.38	2,336.56
As at March 31, 2025	1,786.93	92.08	171.29	47.29	68.42	104.52	147.34	802.38	3,220.25

*The Company has been allotted land by Telangana Industrial Infrastructure Corporation (TSIIC) for setting up manufacturing facility. The agreement is entered into with the authority and possession obtained Pursuant to the terms and conditions, the registration of the land in the name of the Company would be made once the facility commences commercial operations. The company has approached the authorities for certain rectification in the agreement for sale and release of certain encroachment and the same has been rectified by way of registration of rectification deed. The company, in collaboration with TSIIC, is currently working on obtaining approvals from Hyderabad Metropolitan Development Authority to proceed with the construction of manufacturing facility.



S2 Engineering Industry Private Limited

Notes forming part of the Financial Statements for the Year ended March 31, 2025

(All amounts are in Rs. Lakhs except share data or unless otherwise stated)

Note:38

Capital Work in Progress

Particulars	Amount
Balance as at April 01, 2023	96.76
Additions for the year	43.29
Capitalized during the year	-
Balance as at March 31, 2024	140.05
Additions for the year	51.04
Capitalized during the year	(34.85)
Balance as at March 31, 2025	156.24

Ageing of Capital Work in Progress as at March 31, 2025

	Amount in CWIP for a period			
	Less than 1 year	1-2 years	2-3 years	More than 3 years
CWIP				
Projects in progress	13.86	45.62	96.76	-
Projects temporarily suspended	-	-	-	-
Total	13.86	45.62	96.76	-
				156.24

Ageing of Capital Work in Progress as at March 31, 2024

	Amount in CWIP for a period			
	Less than 1 year	1-2 years	2-3 years	More than 3 years
CWIP				
Projects in progress	43.29	96.76	-	-
Projects temporarily suspended	-	-	-	-
Total	43.29	96.76	-	-
				140.05

Note: There are no projects as Capital Work in Progress as at March 31, 2025 and March 31, 2024 whose completion is overdue of cost which has exceeds in comparison to its original plan.



S2 Engineering Industry Private Limited

Notes forming part of the Financial Statements for the Year ended March 31, 2025

(All amounts are in INR Lakh except share data or unless otherwise stated)

Note 3C: Intangible Assets

Particulars	Computer software	Total
Balance as at April 01, 2023	26.76	26.76
Additions for the year	4.73	4.73
Disposals for the year	-	-
Balance as at March 31, 2024	31.49	31.49
Additions for the year	9.65	9.65
Disposals for the year	-	-
Balance as at March 31, 2025	41.14	41.14
Accumulated Depreciation		
Balance as at April 01, 2023	1.94	1.94
Depreciation charge for the year	2.90	2.90
On Disposals	-	-
Balance as at March 31, 2024	4.84	4.84
Depreciation charge for the year	3.57	3.57
On Disposals	-	-
Balance as at March 31, 2025	8.41	8.41
Net carrying amount		
As at March 31, 2024	26.65	26.65
As at March 31, 2025	32.73	32.73

Note 4: Right-of-use assets

Particulars	Leasehold Land & Building	Total
Gross carrying amount		
Balance as at April 01, 2023	997.90	997.90
Additions for the year	-	-
Disposals for the year	(427.69)	(427.69)
Balance as at March 31, 2024	570.21	570.21
Additions for the year	1,571.86	1,571.86
Disposals for the year	-	-
Balance as at March 31, 2025	2,142.07	2,142.07
Accumulated Depreciation		
Balance as at April 01, 2023	242.67	242.67
Depreciation charge for the year	195.68	195.68
On Disposals	(149.69)	(149.69)
Balance as at March 31, 2024	288.66	288.66
Depreciation charge for the year	179.44	179.44
On Disposals	-	-
Balance as at March 31, 2025	468.10	468.10
Net carrying amount		
As at March 31, 2024	281.55	281.55
As at March 31, 2025	1,673.97	1,673.97



S2 Engineering Industry Private Limited
Notes forming part of the Financial Statements for the Year ended March 31, 2025
(All amounts are in Rs. Lakhs except share data or unless otherwise stated)

Note: 5

Other financial assets

Particulars	As at March 31, 2025		As at March 31, 2024	
	Non-current	Current	Non-current	Current
Unsecured, considered good				
Security Deposits	181.36	-	118.92	-
Bank deposits with more than twelve months maturity*	13.17	13.47	-	32.78
Interest accrued but not due	0.18	5.68	-	6.85
Advances to Employees	-	105.55	-	70.20
Total	194.71	124.70	118.92	109.83

*Includes Fixed Deposits created for issuance of Bank Guarantees and Letter of Credits on behalf of the entity.

Note: 6

Deferred tax Assets (net)

Particulars	As at March 31, 2025	As at March 31, 2024
Deferred tax assets (Refer Note 31)	102.19	93.09
Deferred tax Liabilities (Refer Note 31)	(66.20)	(41.03)
Deferred tax Assets (net)	35.99	52.06

Note: 7

Inventories

Particulars	As at March 31, 2025	As at March 31, 2024
Raw materials	8,684.05	5,829.70
Work-in-progress	6,023.74	6,996.65
Consumable stores and spares	685.98	298.88
Total	15,393.77	13,125.23

Note: 8

Trade receivables

Particulars	As at March 31, 2025	As at March 31, 2024
Trade receivables considered good - unsecured	14,401.13	9,550.12
Less: Allowance against expected credit loss	(198.74)	(222.20)
Total	14,202.39	9,327.92
Amount due from related parties out of the trade receivables (Refer Note: 34)	1,398.70	567.31

Trade Receivable Aging Schedule as at March 31, 2025

Particulars	Outstanding for following periods from due date of payment					Total
	Less than 6 Months	6 months - 1 year	1-2 years	2-3 years	More than 3 years	
(i) Undisputed trade receivables - considered good	10,668.98	2,530.86	665.18	305.20	230.91	14,401.13
(ii) Undisputed trade receivables - considered doubtful	-	-	-	-	-	-
(iii) Disputed trade receivables - considered good	-	-	-	-	-	-
(iv) Disputed trade receivables - considered doubtful	-	-	-	-	-	-
Less: Allowance for expected credit loss						(198.74)
Total	10,668.98	2,530.86	665.18	305.20	230.91	14,202.39

Trade Receivable Aging Schedule as at March 31, 2024

Particulars	Outstanding for following periods from due date of payment					Total
	Less than 6 Months	6 months - 1 year	1-2 years	2-3 years	More than 3 years	
(i) Undisputed trade receivables - considered good	7,454.34	1,105.39	688.98	301.41	-	9,550.12
(ii) Undisputed trade receivables - considered doubtful	-	-	-	-	-	-
(iii) Disputed trade receivables - considered good	-	-	-	-	-	-
(iv) Disputed trade receivables - considered doubtful	-	-	-	-	-	-
Less: Allowance for expected credit loss						(222.20)
Total	7,454.34	1,105.39	688.98	301.41	-	9,327.92



S2 Engineering Industry Private Limited

Notes forming part of the Financial Statements for the Year ended March 31, 2025

(All amounts are in Rs. Lakhs except share data or unless otherwise stated)

Note: 9

Cash and cash equivalents

Particulars	As at March 31, 2025	As at March 31, 2024
Cash on hand	0.51	1.65
Balances with banks- in current accounts	8.73	8.74
Total	9.24	10.39

Note: 9A

Bank Balances other than Cash and Cash equivalents

Particulars	As at March 31, 2025	As at March 31, 2024
Margin Money Deposits with original maturity less than 12 months*	408.19	368.33
Total	408.19	368.33

* Margin Money Deposits represents the Fixed Deposits created for issuance of Bank Guarantees and Letter of Credits on behalf of the entity.

Note: 10

Other assets

Particulars	As at March 31, 2025		As at March 31, 2024	
	Non-current	Current	Non-current	Current
Unsecured, Considered good	158.31	-	111.82	-
Capital Advances (Also refer note 42)	18.15	-	14.82	-
Security Deposits	-	2,426.70	-	1,057.55
Advances to vendors	-	43.96	-	40.83
Prepaid expenses	-	653.16	-	671.99
Balances with government authorities	-	-	-	-
Total	176.46	3,123.82	126.64	1,770.37



S2 Engineering Industry Private Limited

Notes forming part of the Financial Statements for the Year ended March 31, 2025

(All amounts are in Rs. Lakhs except share data or unless otherwise stated)

Note:11

Share Capital

A. Equity Shares

Particulars	As at March 31, 2025		As at March 31, 2024	
	No of Shares	Amount in Rs	No of Shares	Amount in Rs
Authorised				
Equity shares of Rs 10/- each	1,50,00,000	1,500.00	1,50,00,000	1,500.00
Issued, subscribed and paid-up capital				
Equity shares of Rs 10/- each fully paid up	1,00,000	10.00	1,00,000	10.00
Total issued, subscribed and fully paid-up Equity shares	1,00,000	10.00	1,00,000	10.00

(a) Reconciliation of the shares outstanding at the beginning and at the end of the reporting period

Equity Shares

Particulars	As at March 31, 2025		As at March 31, 2024	
	No of Shares	Amount in Rs	No of Shares	Amount in Rs
At the beginning of the period	1,00,000	10.00	1,00,000	10.00
Issued during the period	-	-	-	-
Outstanding at the end of the period	1,00,000	10.00	1,00,000	10.00

(b) Terms / rights attached to equity shares

The Company has only one class of equity shares having a par value of Rs.10/- . The each share holder is entitled to, one vote per share and the amount of dividend declared if any, by the Board of Directors. In the event of liquidation of Company, the holders of equity shares will be entitled to receive remaining net assets of the Company, after distribution of all preferential amounts. The distribution will be in proportion to the number of equity shares held by each shareholder.

(c) Details of shareholders holding more than 5% of the equity shares of the company

Name of the Shareholders	As at March 31, 2025		As at March 31, 2024	
	No of Shares	% of share holding	No of Shares	% of share holding
Standard Glass Lining Technology Limited	99,999	99.99	99,999	99.99

As per records of the company, including its register of shareholders/ members and other declarations received from shareholders regarding beneficial interest, the above shareholding represents both legal and beneficial ownerships of shares.

(d) Details of Shares held by holding company

Particulars	As at March 31, 2025		As at March 31, 2024	
	No of Shares	% of share holding	No of Shares	% of share holding
Standard Glass Lining Technology Limited, the Holding Company	99,999	99.99	99,999	99.99
Equity Shares of Rs. 10 each fully paid				

e) Details of shares held by Promoters of the company at the end of the year

Name of the Shareholders	As at March 31, 2025		As at March 31, 2024	
	No of Shares	% of share holding	No of Shares	% of share holding
Equity Shares				
Standard Glass Lining Technology Limited	99,999	99.99	99,999	99.99
Rama Krishna Kandula	1	0.01	1	0.01

(f) No class of shares have been issued as bonus shares or for consideration other than cash by the Company during the period of five years immediately preceding the current year end.

(g) No class of shares have been bought back by the Company during the period of five years immediately preceding the current year end.

B. Preference Shares

(a) The Company has preference share capital having a par value of Rs 10/- per share, referred to herein as preference share capital.

Particulars	As at March 31, 2025		As at March 31, 2024	
	No of Shares	Amount in Rs	No of Shares	Amount in Rs
Authorised				
0.01% cumulative redeemable preference shares of Rs 10/- each	1,40,00,000	1,400.00	1,40,00,000	1,400.00
Issued, subscribed and fully paid-up				
0.01% cumulative redeemable preference shares of Rs 10/- each	1,39,00,000	1,390.00	1,39,00,000	1,390.00
Equity component of convertible preference shares	1,39,00,000	977.97	1,39,00,000	977.97
Total	1,39,00,000	977.97	1,39,00,000	977.97



S2 Engineering Industry Private Limited
Notes forming part of the Financial Statements for the Year ended March 31, 2025
(All amounts are in Rs. Lakhs except share data or unless otherwise stated)

(b) Reconciliation of preference shares

Particulars	As at March 31, 2025		As at March 31, 2024	
	No of Shares	Amount in Rs	No of Shares	Amount in Rs
At the beginning of the period	1,39,00,000	1,390.00	1,39,00,000	1,390.00
Issued during the period	-	-	-	-
Outstanding at the end of the period	1,39,00,000	1,390.00	1,39,00,000	1,390.00

(c) Terms / rights attached to cumulative redeemable preference shares ("CRPS")

During the year ended March 31 2022, the Company issued 1,39,00,000 CRPS of Rs.10/- each fully paid-up and it carries cumulative dividend @ 0.01% p.a. The Company declares and pays dividends, if any, in Indian Rupees.

(d) Details of shareholders holding more than 5% of the preference shares of the company

Name of the Shareholders	As at March 31, 2025		As at March 31, 2024	
	No of Shares	% of share holding	No of Shares	% of share holding
0.01% Cumulative Redeemable Preference Shares				
Standard Glass Lining Technology Limited	1,39,00,000	100.00	1,39,00,000	100.00

(e) Details of shares held by Promoters of the company at the end of the year

Name of the Shareholders	As at March 31, 2025		As at March 31, 2024	
	No of Shares	% of share holding	No of Shares	% of share holding
Standard Glass Lining Technology Limited	1,39,00,000	100.00	1,39,00,000	100.00

Note:12

Other Equity

Particulars	Equity component of Preference shares/Optionally Convertible Debentures	Reserves and Surplus		Items of Other Comprehensive Income	Total Other Equity
		Capital reserve	Retained Earnings	Re-measurement gains/ (losses) on defined benefit plans	
Balance as at April 01, 2023	977.97	(94.68)	4,312.56	(1.54)	5,194.31
Profit for the year	-	-	3,128.51	-	3,128.51
Other comprehensive income for the year(net of taxes)	-	-	-	(1.45)	(1.45)
On Account Of Ind AS Adjustment	2,227.59	-	-	-	2,227.59
Balance as at March 31, 2024	3,205.56	(94.68)	7,441.07	(2.99)	10,548.96
Profit for the year	-	-	3,252.41	-	3,252.41
Other comprehensive income for the year(net of taxes)	-	-	-	3.16	3.16
On Account Of Ind AS Adjustment	597.94	-	-	-	597.94
Balance as at March 31, 2025	3,803.50	(94.68)	10,693.48	0.17	14,402.47

Note:13

Non-current Borrowings

Particulars	As at March 31, 2025	As at March 31, 2024
Term loans (Secured, at amortised cost)		
Term loans from bank (secured)	51.22	54.87
Other loans(Unsecured, at amortised cost)		
Loan from Holding Company	10,465.78	2,413.57
Debenture Application Money*	-	1,100.00
Total	10,517.00	3,568.44

*During the Financial year ended March 31, 2024, the Company has received the Application money received from Holding Company for issue of 0.01% Optionally Convertible Debentures.

During the year ended March 31, 2025, the company has received the Loan of Rs. 7,314.29 Lakhs from Holding Company, which is repayable after five years from the date of disbursement unless otherwise mutually agreed It Carries an Interest at the rate of 8.50% per anum.



S2 Engineering Industry Private Limited

Notes forming part of the Financial Statements for the Year ended March 31, 2025

(All amounts are in Rs. Lakhs except share data or unless otherwise stated)

Note:13

Current Borrowings

Particulars	As at March 31, 2025	As at March 31, 2024
Secured		
Cash credit facility from bank (secured)	460.43	5,799.28
Current maturities of Non-Current borrowings	41.03	123.93
Total	501.46	5,923.21

Note:

a) Cash Credit from banks carry an interest ranging from 7.10% to 8.95% per annum.

b) Indian Rupee term loans carrying interest rate ranging from 8.70% to 9.35% per annum and the loans are repayable in the tenure of 15 months to 38 months.

c) Cash Credit from banks is secured by the hypothecation of entire current assets of the Company, both present & future.

d) Term loans from the banks are secured by hypothecation of entire unencumbered movable fixed assets of the Company excluding vehicles/assets under Lease, both present and future.

e) Cash credit loan and term loans have been guaranteed by Standard Glass Lining Technology Limited (Parent company), S2 Engineering Services and directors of the Company.

f) The loan from parent Company carries an interest at the rate of 8.5% per annum.

g) All the loans are secured by Paripassu charge on Plot no 43 to 48, 50 to 54, Tech park, IDA Nacharam, Telangana

h) All the term loans and cash credit facilities obtained from the bank during the year were used for the general corporate purpose and working capital management.

Note 14

Lease Liabilities

Particulars	As at March 31, 2025		As at March 31, 2024	
	Non current	Current	Non current	Current
Lease liability (Refer Note 43)	1,333.78	341.59	185.15	131.37
Total	1,333.78	341.59	185.15	131.37

Note:15

Provisions

Particulars	As at March 31, 2025		As at March 31, 2024	
	Non-current	Current	Non-current	Current
Provision for gratuity (funded) (Refer note 33)	56.47	8.66	32.64	7.55
Provision for compensated absences (Refer note 33)	-	46.70	-	22.26
Total	56.47	55.36	32.64	29.81

Note: 16

Trade payables

Particulars	As at March 31, 2025	As at March 31, 2024
Total outstanding dues of micro enterprises and small enterprises (MSME)	241.16	312.14
Total outstanding dues of creditors other than micro enterprises and small enterprises	6,697.71	4,383.75
Total	6,938.87	4,695.89

Amount due to related parties out of the trade payables (Refer Note: 34)

173.69

286.51

Trade payables ageing schedule as at March 31, 2025

Particulars	Outstanding for following periods from due date of payment					Total
	Billed but not due	Less than 1 year	1-2 years	2-3 years	More than 3 years	
(i) MSME	79.82	161.34	-	-	-	241.16
(ii) Disputed dues - MSME	-	-	-	-	-	-
(iii) Others	3,456.31	3,241.40	-	-	-	6,697.71
(iv) Disputed dues - Others	-	-	-	-	-	-
Total	3,536.13	3,402.74	-	-	-	6,938.87



S2 Engineering Industry Private Limited
Notes forming part of the Financial Statements for the Year ended March 31, 2025
(All amounts are in Rs. Lakhs except share data or unless otherwise stated)
Trade payables ageing schedule as at March 31, 2024

Particulars	Outstanding for following periods from due date of payment					Total
	Billed but not due	Less than 1 year	1-2 years	2-3 years	More than 3 years	
(i) MSME	106.93	205.21	-	-	-	312.14
(ii) Disputed dues - MSME	-	-	-	-	-	-
(iii) Others	1,973.62	2,410.13	-	-	-	4,383.75
(iv) Disputed dues - Others	-	-	-	-	-	-
Total	2,080.55	2,615.34	-	-	-	4,695.89

Based on the information available with the Company, there are no outstanding dues and payments made to any supplier of goods and services beyond the specified period under Micro, Small and Medium Enterprises Development Act, 2006 [MSMED Act]. There is no interest payable or paid to any suppliers under the said Act for the year ended March 31, 2025.

Disclosure under the Micro, Small and Medium Enterprises Development Act, 2006

The Company has certain dues to suppliers (trade and capital) registered under Micro, Small and Medium Enterprises Development Act, 2006 ('MSMED Act'). The disclosures pursuant to the said MSMED Act are as follows:

Particulars	As at March 31, 2025	As at March 31, 2024
(a) The principal amount and the interest due thereon remaining unpaid to any supplier registered under the MSMED Act at the end of each accounting year;		
- Principal amount (including capital creditors)	241.16	312.14
- Interest amount	-	-
(b) The amount of interest paid by the buyer in terms of section 16 of the Micro, Small and Medium Enterprises Development Act, 2006 (27 of 2006), along with the amount of the payment made to the supplier beyond the appointed day during each accounting year;	-	-
(c) The amount of interest due and payable for the period of delay in making payment (which has been paid but beyond the appointed day during the year) but without adding the interest specified under the Micro, Small and Medium Enterprises Development Act, 2006;	-	-
(d) The amount of interest accrued and remaining unpaid at the end of each accounting year	-	-
(e) The amount of further interest remaining due and payable even in the succeeding years, until such date when the interest dues above are actually paid to the small enterprise, for the purpose of disallowance of a deductible expenditure under section 23 of the Micro, Small and Medium Enterprises Development Act, 2006.	-	-
Total	241.16	312.14

Note:17
Other financial liabilities

Particulars	As at March 31, 2025		As at March 31, 2024	
	Non-current	Current	Non-current	Current
Capital creditors	-	180.21	-	131.28
Interest accrued	-	117.60	-	16.10
Total	-	297.81	-	147.38

Note:18
Other liabilities

Particulars	As at March 31, 2025		As at March 31, 2024	
	Non-current	Current	Non-current	Current
Statutory dues payable	-	44.77	-	24.70
Advance from customers	-	4,368.64	-	2,390.97
Total	-	4,413.41	-	2,415.67

Note:19A
Current tax liabilities (Net)

Particulars	As at March 31, 2025	As at March 31, 2024
Provision for taxes (net of Advance tax and withholding taxes)	-	105.98
Total	-	105.98

Note:19B
Non Current Tax Assets (Net)

Particulars	As at March 31, 2025	As at March 31, 2024
Non Current Tax Assets (Net of Provision for taxes)	115.76	-
Total	115.76	-



S2 Engineering Industry Private Limited
Notes forming part of the Financial Statements for the Year ended March 31, 2025
(All amounts are in Rs. Lakhs except share data or unless otherwise stated)

Note :20 Revenue from Operations

Particulars	For the Year ended March 31, 2025	For the Year ended March 31, 2024
Revenue from contracts with customers(Refer note 29)		
Sale of products	37,733.90	30,347.31
Sale of services	1,218.17	790.38
Other Operating Revenue		
Scrap Sales	39.13	66.22
Total	38,991.20	31,203.91

Note : 21 Other income

Particulars	For the Year ended March 31, 2025	For the Year ended March 31, 2024
Income from Chit Fund	-	0.67
Interest income		
- Bank Deposits	16.99	11.62
- other Deposits	-	1.10
Miscellaneous income	44.22	139.79
Total	61.21	153.18

Note : 22 Cost of raw material consumed

Particulars	For the Year ended March 31, 2025	For the Year ended March 31, 2024
Inventory at the beginning of the period	5,829.70	2,835.53
Add: Purchases	26,321.86	25,674.49
Less: Inventory at the end of the period	8,684.05	5,829.70
Consumption	23,467.51	22,680.32

Note : 23 Changes in inventories of finished goods

Particulars	For the Year ended March 31, 2025	For the Year ended March 31, 2024
Inventory at the beginning of the period		
Work in Progress	6,996.65	4,315.27
Inventory at the ending of the period		
Work in Progress	6,023.74	6,996.65
Increase in stock	972.91	(2,681.38)

Note: 24 Employee benefits expense

Particulars	For the Year ended March 31, 2025	For the Year ended March 31, 2024
Salaries, wages and bonus	1,364.33	922.57
Contribution to provident and other funds (Refer note 33)	52.71	34.40
Gratuity expenses (Refer note 33)	30.35	22.21
Staff welfare expenses	127.99	76.50
Total	1,575.38	1,055.68

Note: 25 Finance cost

Particulars	For the Year ended March 31, 2025	For the Year ended March 31, 2024
Interest expense on borrowing measured at amortised cost	1,103.08	737.77
Interest on lease liabilities (Refer Note 43)	40.12	54.05
Other finance costs	51.96	52.68
Total	1,195.16	844.50



S2 Engineering Industry Private Limited
Notes forming part of the Financial Statements for the Year ended March 31, 2025
(All amounts are in Rs. Lakhs except share data or unless otherwise stated)

Note: 26 Depreciation and amortisation expenses

Particulars	For the Year ended March 31, 2025	For the Year ended March 31, 2024
Depreciation on property, plant and equipment (Refer Note 3A)	204.74	123.29
Depreciation of Right-of-use assets (Refer Note 4)	179.44	195.68
Amortisation of intangible assets (Refer Note 3C)	3.57	2.90
Total	387.75	321.87

Note 27 Other expenses

Particulars	For the Year ended March 31, 2025	For the Year ended March 31, 2024
Power and fuel	210.04	192.76
Consumption of stores and spares	1,622.95	942.94
Rent (Refer Note 43)	186.30	111.47
Freight and forwarding charges	441.52	298.42
Repairs and maintenance	46.43	38.51
Security charges	136.24	108.56
Water charges	11.89	13.62
Rates and taxes	33.46	28.47
Insurance	34.89	27.14
Legal and professional fees	152.95	89.94
Travelling and conveyance	191.09	122.62
Printing and stationery	17.31	19.89
Payment to auditor*	9.50	10.00
Advances written off	-	84.50
Bad Debts Written Off	119.77	56.93
Allowance for expected credit loss on trade receivables	(23.46)	98.29
Provision for Advances	39.14	-
Communication costs	13.12	15.51
Corporate social responsibility (CSR) expenditure (Refer Note 38)	73.55	79.21
Office maintenance expenses	5.75	5.86
Miscellaneous expenses	77.63	64.54
Preference dividend	0.14	0.28
Advertising and sales promotion	89.82	63.02
Total	3,490.03	2,472.48

***Note : The following is the break-up of Auditors remuneration (exclusive of goods and service tax)**

Particulars	For the Year ended March 31, 2025	For the Year ended March 31, 2024
Audit fees*	9.50	10.00
TOTAL	9.50	10.00

*Excluding Out of Pocket Expenses and applicable taxes.



28 Changes in liabilities arising from financing activities

For the Year ended March 31, 2025

Particulars	Current		Non-current	
	Borrowings	Lease liabilities	Borrowings	Lease liabilities
April 01, 2024	5,923.21	131.37	3,568.44	185.15
Cash flows (Net)	(5,421.75)	-	6,948.56	-
Interest accrual and lease payments, net	-	210.22	-	1,148.63
March 31, 2025	501.46	341.59	10,517.00	1,333.78

For the year ended March 31, 2024

Particulars	Current		Non-current	
	Borrowings	Lease liabilities	Borrowings	Lease liabilities
April 01, 2023	4,453.44	190.18	1,352.59	609.45
Cash flows (Net)	1,469.77	-	2,215.85	-
Interest accrual and lease payments, net	-	(58.81)	-	(424.30)
March 31, 2024	5,923.21	131.37	3,568.44	185.15

29 Revenue from Operations

Disaggregated revenue information

Particulars	For the Year ended March 31, 2025	For the Year ended March 31, 2024
Revenue from Operations		
Sale of products	37,733.90	30,347.31
Sale of services	1,218.17	790.38
Other operating revenues (scrap sales)	39.13	66.22
Total	38,991.20	31,203.91
(a) Disaggregated revenue information		
India	37,166.26	31,203.91
Outside India	1,824.94	-
	38,991.20	31,203.91
(b) Timing of revenue recognition		
Products transferred for a point in time	37,773.03	30,413.53
Services rendered over a point of time	1,218.17	790.38
	38,991.20	31,203.91
(c) Reconciliation of amount of revenue		
Revenue as per contracted price (including Adjustments)	38,896.48	31,100.01
Rebates	(31.82)	(14.41)
Sales Returns	(62.90)	(89.49)
Revenue from Operations	38,991.20	31,203.91

30 Earning per Share

Particulars	For the Year ended March 31, 2025	For the Year ended March 31, 2024
Earnings		
Profit attributable to equity holders	3,252.41	3,128.51
Shares		
Number of shares at the beginning of the year	1,00,000	1,00,000
Add: Equity shares issued	-	-
Less: Buy back of equity shares	-	-
Total number of equity shares outstanding at the end of the year	1,00,000	1,00,000
Weighted average number of equity shares	1,00,000	1,00,000
Basic earnings per share of par value Rs 10/-	3,252.41	3,128.51
Diluted earnings per share of par value Rs 10/-	3,252.41	3,128.51



S2 Engineering Industry Private Limited
Notes forming part of the Financial Statements for the Year ended March 31, 2025
(All amounts are in Rs. Lakhs except share data or unless otherwise stated)

31 Taxes

Income tax expense:

The major components of income tax expense are:

Statement of Profit and Loss

Particulars	For the Year ended March 31, 2025	For the Year ended March 31, 2024
Current tax	1,213.93	1,054.90
Income tax relating to earlier years	54.84	-
Deferred tax charge/(benefit)	15.01	(14.50)
Total income tax expense recognised in Statement of Profit and Loss	1,283.78	1,040.40

Other comprehensive income (OCI)

Particulars	For the Year ended March 31, 2025	For the Year ended March 31, 2024
Gains/ (Losses) on Remeasurement of defined benefit plans	1.06	(0.49)

Reconciliation of effective tax rate:

Particulars	For the Year ended March 31, 2025	For the Year ended March 31, 2024
Profit before tax	4,536.19	4,168.91
Enacted tax rate in India	25.17%	25.17%
Expected tax expense	1,141.67	1,049.31
Permanent Difference		
Expenses disallowed under Income tax Act, 1961	20.62	31.07
On account of prior period tax expense	54.84	-
On account of IND AS Adjustment impact	59.39	(15.06)
Others	7.26	(24.93)
	142.11	(8.92)
Income tax expense reported in the statement of profit and loss	1,283.78	1,040.40
	1,283.78	1,040.40
Effective Income tax rate	28.30%	24.96%

Deferred tax relates to the following:	Balance Sheet	
	March 31, 2025	March 31, 2024
Deferred tax liabilities:	66.20	41.03
WDV differences of assets as per books and tax	66.20	40.99
Loan processing charges	-	0.04
Deferred tax assets:	(102.19)	(93.09)
Provision for Gratuity and Compensated absences	(41.97)	(28.36)
Provision for Expected credit loss	(50.02)	(55.92)
Provision for Advances	(9.85)	-
Net of right of use of asset and lease liability	(0.35)	(8.81)
Net deferred tax (assets)/liabilities	(35.99)	(52.06)
Reflected in the balance sheet as follows:		
Deferred tax assets (continuing operations)	(102.19)	(93.09)
Deferred tax liabilities:		
Continuing operations	66.20	41.03
Deferred tax liabilities/(Asset) (Net)	(35.99)	(52.06)

32 Segment information

The Managing Director of the Company has been identified as being the Chief Operating Decision Maker (CODM). In the opinion of the CODM, the Company has only one operating segment i.e., is engaged in manufacturing and selling of heavy engineering Equipments for the pharmaceutical industry sector. Hence, the same becomes the reportable segment for the Company. Accordingly, disclosure of segment information as prescribed in the Indian Accounting Standard 108 "Operating segments" is not applicable.



33 Employee benefits

Defined Contribution Plan:

Contributions were made to provident fund and employee state insurance in India for the employees of the Company as per the regulations. These contributions are made to registered funds administered by the Government of India. The obligation of the Company is limited to the amount contributed and it has no further contractual nor any other constructive obligation.

Particulars	For the Year ended March 31, 2025	For the Year ended March 31, 2024
Employers Contribution to Provident fund	46.26	30.29
Employers Contribution to Employee state insurance	6.45	4.11
Total	52.71	34.40

Defined Benefit Plan:

In accordance with applicable laws, the Company has a defined benefit plan which provides for gratuity payments (the "Gratuity Plan") and covers certain categories of employees in India. The Gratuity Plan provides a lump sum gratuity payment to eligible employees at retirement or termination of their employment. The amount of the payment is based on the respective employee's last drawn salary and the years of employment with the Company. Liabilities in respect of the Gratuity Plan are determined by an actuarial valuation and plan is funded.

The components of gratuity cost recognised in the statement of profit and loss consist of the following:

Particulars	For the Year ended March 31, 2025	For the Year ended March 31, 2024
Current service cost	27.45	17.14
Interest on net defined benefit liability/(asset)	2.90	5.07
Past service cost	-	-
Components of defined benefit costs recognised in statement of profit or loss - (A)	30.35	22.21
Actuarial (gain) / loss on plan obligations	(4.22)	1.94
Components of defined benefit costs recognised in other comprehensive income - (B)	(4.22)	1.94
Total (A+B)	26.13	24.15

Current and Non current Portion

Particulars	For the Year ended March 31, 2025	For the Year ended March 31, 2024
Present value of defined benefit obligation	120.07	90.44
Less: Fair value of plan assets	54.94	50.25
Net liability recognised in the balance sheet	65.13	40.19
Current portion of the above	8.66	7.55
Non-current portion of the above	56.47	32.64

Movement in Present Obligation of Defined Benefit

Particulars	For the Year ended March 31, 2025	For the Year ended March 31, 2024
Defined benefit obligations at the beginning of the year	90.44	68.92
Expenses Recognised in statement of Profit & Loss		
Current service cost	27.45	17.14
Interest on defined obligations	6.52	5.07
Past service cost	-	-
Expenses Recognised in statement of OCI		
Actuarial loss/(gain) due to change in financial assumptions	(3.66)	1.94
Actuarial (Gain) / Loss on Obligation - Plan Assets	(0.56)	-
Benefits paid	(0.69)	(2.63)
Defined benefit obligations at the end of the year	120.06	90.44

Actuarial Assumptions

Particulars	For the Year ended March 31, 2025	For the Year ended March 31, 2024
Discount rate	7.03%	7.24%
Salary Growth Rate	8.00%	8.00%



Sensitivity Analysis

Discount Rate, Salary Escalation Rate and Withdrawal Rate are significant actuarial assumptions. The change in the Present Value of Defined Benefit Obligation for a change of 100 Basis Points from the assumed assumption is given below:

Scenario	March 31, 2025		March 31, 2024	
	Obligation	Percentage Change	Obligation	Percentage Change
Under Base Scenario	120.07	0.00%	22.26	0.00%
Salary Escalation - Up by 1%	129.35	7.72%	23.27	4.50%
Salary Escalation - Down by 1%	111.80	(6.89%)	21.32	(4.20%)
Withdrawal Rates - Up by 1%	119.05	(0.85%)	22.17	(0.40%)
Withdrawal Rates - Down by 1%	121.16	0.91%	22.36	0.40%
Discount Rates - Up by 1%	111.60	(7.06%)	21.44	(3.70%)
Discount Rates - Down by 1%	129.81	8.11%	23.16	4.00%
Mortality Rates - Up by 10%	120.07	0.00%	22.26	0.00%
Mortality Rates - Down by 10%	120.07	0.00%	22.27	0.00%

Expected future cash flows

The expected future cash outflows in respect of gratuity were as follows:

Expected future benefit payments	March 31, 2025	March 31, 2024
Year 1	8.66	4.60
Year 2	13.59	3.98
Year 3	14.76	3.66
Year 4	10.16	2.88
Year 5	12.12	2.68
Year 6	13.95	2.34
Year 7	9.30	1.72
Year 8	8.63	1.80
Year 9	12.45	1.46
Year 10	8.06	0.97
Year 11 +	124.73	5.27

Compensated absences

The Company provides for accumulation of compensated absences by certain categories of its employees. These employees can carry forward a portion of the unutilized compensated absences and utilize them in future periods or receive cash in lieu thereof as per the Company's policy. The Company records a liability for compensated absences in the period in which the employee renders the services that increases this entitlement. The total liability recorded by the Company towards this obligation was Rs. 46.70 Lakhs as at March 31, 2025 (Rs.22.26 Lakhs as at March 31, 2024).

34 Related party disclosures

List of related parties and nature of relationship

Related parties where control /Significant influence exists	Nature of Relationship
Standard Glass Lining Technology Limited	Holding company
Standard Flora Private Limited	Fellow Subsidiary
Standard Engineering Solutions Private Limited	Fellow Subsidiary
CPK Engineers and Equipment Private Limited	Fellow Subsidiary
Stanseals Private Limited	Enterprises owned or significantly influenced by KMP or their relatives
S2 Engineering Services	Enterprises owned or significantly influenced by KMP or their relatives
S2 Engineering Equipment	Enterprises owned or significantly influenced by KMP or their relatives
Stanpumps Engineering Industries	Enterprises owned or significantly influenced by KMP or their relatives
Standard Holdings	Enterprises owned or significantly influenced by KMP or their relatives
Sri Krishna Equipments	Enterprises owned or significantly influenced by KMP or their relatives
Standard Equipment Leasing Services	Enterprises owned or significantly influenced by KMP or their relatives
Schematic Engineering Industries	Enterprises owned or significantly influenced by KMP or their relatives
Schematic Engineering Industries Private Limited	Enterprises owned or significantly influenced by KMP or their relatives
Stanvalves & Controls Pvt Limited	Enterprises owned or significantly influenced by KMP or their relatives
Standard Group of Companies Private Limited	Enterprises owned or significantly influenced by KMP or their relatives
Stylosoft LLP	Enterprises owned or significantly influenced by KMP or their relatives
Sri Varun Fabrication	Enterprises owned or significantly influenced by KMP or their relatives
Key Management personnel (KMP)	
Mr. Kandula Ramakrishna	Managing Director
Mrs. Kandula Krishna Veni	Director
Mr. Kudaravalli Punnarao	Director
Mr. Venkata Siva Prasad Katragadda	Director
Mr. Pathuri Anjaneyulu	Chief Financial officer
Mrs. Kallam Hima Priya	Company Secretary
Mr. Kandula Nageswara Rao	Relative of KMP



S2 Engineering Industry Private Limited
Notes forming part of the Financial Statements for the Year ended March 31, 2025
(All amounts are in Rs. Lakhs except share data or unless otherwise stated)

Related parties disclosures

Related party transactions during the year

Particulars	For the Year ended March 31, 2025	For the Year ended March 31, 2024
Remuneration paid to KMPs and their relatives	90.40	93.11
Rent Expense		
S2 Engineering Equipment	107.56	100.80
S2 Engineering Services	50.40	61.29
Sales of goods		
Standard Glass Lining Technology Limited	1,562.47	306.30
S2 Engineering Services	-	(1.43)
Stanpumps Engineering Industries	-	20.00
Standard Equipment Leasing Services	892.40	692.00
Schematic Engineering Industries	-	44.96
Stanvalves & Controls Pvt Limited	4.04	10.27
Standard Flora Private Limited	11.63	0.70
CPK Engineers and Equipment Private Limited	121.21	-
Schematic Engineering Industries Private Limited	538.19	-
Reimbursement		
Standard Glass Lining Technology Limited	35.47	2.03
Purchase of goods		
Standard Glass Lining Technology Limited	219.49	309.13
S2 Engineering Services	-	3.36
CPK Engineers and Equipment Private Limited	475.15	-
Schematic Engineering Industries	-	268.75
Schematic Engineering Industries Private Limited	132.70	-
Stanvalves & Controls Pvt Limited	112.26	48.34
Standard Flora Private Limited	180.17	38.30
Receipt of Services		
Sri Varun Fabrication	33.83	-
Standard Glass Lining Technology Limited	1.80	-
Standard Group of Companies Private Limited	172.18	133.63
Stylosoft LLP	8.97	4.95
Standard Equipment Leasing Services	3.98	-
Schematic Engineering Industries Private Limited	0.09	-
Rendering of services		
S2 Engineering Services	-	(2.40)
Standard Glass Lining Technology Limited	5.23	-
Standard Equipment Leasing Services	40.00	-
Loans taken from		
Mr.Kandula Ramakrishna	-	162.30
Mrs.Kandula Krishna Veni	-	162.30
Standard Glass Lining Technology Limited	7,314.29	700.00
Loan Given to		
Standard Engineering Solutions Private Limited	-	30.00
Repayments made		
Standard Glass Lining Technology Limited	-	2,498.55
Mr.Kandula Ramakrishna	-	162.30
Mrs.Kandula Krishna Veni	-	162.30
Repayment received from		
Standard Engineering Solutions Private Limited	-	30.00
Rental Deposit		
Standard Group of Companies Private Limited	-	1.70



S2 Engineering Industry Private Limited
Notes forming part of the Financial Statements for the Year ended March 31, 2025
(All amounts are in Rs. Lakhs except share data or unless otherwise stated)

Optionally Convertible Debentures Issued		
Standard Glass Lining Technology Limited	1,100.00	4,098.00
Debenture Application Money Received Pending Allotment		
Standard Glass Lining Technology Limited	-	1,100.00
Interest Expenses		
Standard Glass Lining Technology Limited	131.18	74.21
Standard Engineering Solutions Private Limited	-	1.10
Preference Dividend		
Standard Glass Lining Technology Limited	0.14	0.14
Corporate guarantee taken from		
Standard Glass Lining Technology Limited	13,100.00	11,650.00
S2 Engineering Services		
Personal guarantee given jointly by		
Mr. Kandula Ramakrishna	13,100.00	11,650.00
Mrs. Kandula Krishna Veni		

Outstanding balances as at year end

Particulars	As at March 31, 2025	As at March 31, 2024
Payables		
S2 Engineering Services	2.96	-
Stanvalves & Controls Pvt Limited	3.37	35.35
S2 Engineering Equipment	10.00	9.07
Schematic Engineering Industries Private Limited	-	135.16
Stylosoft LLP	-	0.53
Standard Flora Private Limited	128.27	43.90
Standard Glass lining Technology Limited	-	62.49
CPK Engineers and Equipment Private Limited	106.47	-
Receivables		
Standard Glass lining Technology Limited	105.53	-
Standard Group of Companies Private limited	20.77	60.30
Stanpumps Engineering Industries	0.40	0.76
Standard Equipment Leasing Services	617.47	506.24
Schematic Engineering Industries Private Limited	516.32	-
Rental Deposit Receivable		
S2 Engineering Equipment	30.00	30.00
Standard Group of Companies Private limited	1.70	1.70
Loan Repayable		
Standard Glass Lining Technology Limited	7,314.29	
Interest Payable		
Standard Glass Lining Technology Limited	117.60	16.10
Interest Receivable		
Standard Engineering Solutions Private Limited	0.99	0.99
Investment of Standard Glass Lining Technology Limited	5,198.00	4,098.00
Debenture Application Money Received Pending Allotment		
Standard Glass Lining Technology Limited	-	1,100.00
Corporate guarantee taken from		
Standard Glass Lining Technology Limited	2,374.37	8,240.76
S2 Engineering Services		
Personal guarantee given jointly		
Mr. Kandula Ramakrishna	2,374.37	8,240.76
Mrs. Kandula Krishna Veni		



35 Transactions in foreign currency

Particulars	For the Year ended March 31, 2025	For the Year ended March 31, 2024
CIF value of Imports		
Import of goods	1,830.26	901.89
Earnings in Foreign currency :		
FOB value of Exports	1,824.94	-
Expenditure in Foreign Currency:		
Subscriptions and renewals	-	1.17

36 Financial instruments and fair value

All assets and liabilities for which fair value is measured or disclosed in the Ind AS financial statements are categorised within the fair value hierarchy, as below, based on the lowest level input that is significant to the fair value measurement as a whole:

Level 1 : Quoted (unadjusted) market prices in active markets for identical assets or liabilities

Level 2 : Valuation techniques for which the lowest level input that is significant to the fair value measurement is directly or indirectly observable

Level 3 : Valuation techniques for which the lowest level input that is significant to the fair value measurement is unobservable.

Financial instruments by category

The carrying value and fair value of financial instruments were as follows:

Particulars	As at March 31, 2025		As at March 31, 2024	
	Total carrying value	Total fair value	Total carrying value	Total fair value
Assets:				
Cash and bank balances	417.43	417.43	378.72	378.72
Trade and other receivables	14,202.39	14,202.39	9,327.92	9,327.92
Other financial assets	319.41	319.41	228.75	228.75
Total	14,939.23	14,939.23	9,935.39	9,935.39
Liabilities:				
Trade and other payables	6,938.87	6,938.87	4,695.89	4,695.89
Borrowings	11,018.46	11,018.46	9,491.65	9,491.65
Lease liabilities	1,675.37	1,675.37	316.52	316.52
Other financial liabilities	297.81	297.81	147.38	147.38
Total	19,930.51	19,930.51	14,651.44	14,651.44

There has been no transfers between levels during the year. The fair values of derivatives are based on derived mark-to-market values. The management has assessed that the carrying values of financial assets and financial liabilities for which fair values are disclosed, reasonably approximate their fair values because these instruments have short-term maturities.

Borrowings include Indian currency long-term loans wherein interest rates are linked to benchmark rates (Marginal Cost of Lending Rates/Prime Lending Rates) of respective lenders. These benchmark rates are determined based on cost of funds of the lenders, as well as, market rates. The benchmark rates are periodically revised by the lenders to reflect prevalent market conditions. Accordingly, effective cost of debt for borrowings at any point of time is in line with the prevalent market rates. Due to these reasons, management is of the opinion that they can achieve refinancing, if required, at similar cost of debt, as current effective interest rates. Hence, the discounting rate for calculating the fair value of borrowings has been taken in line with the current cost of debt.

37 Financial risk management objectives and policies

The Company's principal financial liabilities comprise borrowings, trade and other payables. The main purpose of these financial liabilities is to finance the Company's operations. The Company's principal financial assets include investments, trade and other receivables, cash and cash equivalents, bank balances, security deposits and derivatives that are out of regular business operations.

The Company is exposed to market risk, credit risk and liquidity risk. The Company's senior management oversees the management of these risks. The Company's risk management is carried out by a treasury department under policies approved by the Board of Directors. The Board of Directors provides written principles for overall risk management, as well as policies covering specific areas, such as foreign exchange risk, interest rate risk, credit risk, use of derivative financial instruments and non-derivative financial instruments, and investment of excess liquidity.

(a) Market risk

Market risk is the risk that the fair value of future cash flows of a financial instrument that will fluctuate because of changes in market prices. Market risk comprises three types of risk i.e. interest rate risk, currency risk and other price risk, such as commodity risk. Financial instruments affected by market risk include borrowings, derivatives financial instruments and trade payables.

i. Interest rate risk

Interest rate risk is the risk that the fair value or future cash flows of the Company's financial instruments will fluctuate because of changes in market interest rates. The Company's exposure to the risk of changes in market interest rate relates primarily to the Company's borrowings with floating interest rates. The following table demonstrates the sensitivity to a reasonably possible change in interest rates on borrowings affected. With all other variables held constant, the Company's profit before tax is affected through the impact on floating rate borrowings, without considering impact of derivatives not designated as hedges, as follows:



	Increase/decrease in basis points	Effect on profit before tax
	March 31, 2025	Rs in Lakhs
INR	100.00	(64.79)
INR	(100.00)	64.79
	March 31, 2024	Rs in Lakhs
INR	100.00	(6.60)
INR	(100.00)	6.60

ii. Foreign currency risk

Foreign currency risk is the risk that the fair value or future cash flows of an exposure will fluctuate because of changes in foreign exchange rates. The Company's exposure to the risk of changes in foreign exchange rates relates primarily to the Company's foreign currency borrowings and trade payables. The summary of derivative instruments and unhedged foreign currency exposure is as below:

Derivatives (not designated as hedges) outstanding as at the reporting date

Type	Currency	As at March 31, 2025		As at March 31, 2024	
		Foreign currency in Lakhs	Rs. in Lakhs	Foreign currency in Lakhs	Rs. in Lakhs
Cross currency swaps	EURO	-	-	-	-
Interest rate swaps	EURO	-	-	-	-
Forward contracts	USD	-	-	-	-

Un-hedged foreign currency exposure as at the end of reporting period:

Particulars	Currency	As at March 31, 2025		As at March 31, 2024	
		Foreign currency (in Lakhs)	Rs. in Lakhs	Foreign currency (in Lakhs)	Rs. in Lakhs
Advances Received	USD	-	-	3.38	281.80
Trade payables	USD	-	-	0.00	0.23
Advances given	USD	-	-	0.67	56.01
Advances given	EURO	-	-	0.31	28.04

The following tables demonstrate the sensitivity to a reasonably possible change in foreign exchange rates, with all other variables held constant and without considering impact of derivatives not designated as hedges:

Particulars	As at March 31, 2025		As at March 31, 2024	
	5% increase	5% decrease	5% increase	5% decrease
Impact on profit before tax				
USD	-	-	16.90	(16.90)
EURO	-	-	1.40	(1.40)

(b) Credit risk

Credit risk is the risk of loss that may arise on outstanding financial instruments if a counterparty default on its obligations. The Company's exposure to credit risk arises majorly from trade and other receivables. Other financial assets like security deposits and bank deposits are mostly with government authorities and scheduled banks and hence, the Company does not expect any credit risk with respect to these financial assets.

Trade and other receivables

The Company's exposure to credit risk is influenced mainly by the individual characteristics of each customer. The demographics of the customer, including the default risk of the industry and country in which the customer operates, also has an influence on credit risk assessment. Credit risk is managed through credit approvals, establishing credit limits and continuously monitoring the creditworthiness of customers to which the Company grants credit terms in the normal course of business.

Investments

The Company limits its exposure to credit risk by generally investing in liquid securities and only with counter-parties that have a good credit rating. The Company does not expect any losses from non-performance by these counter-parties, and does not have any significant concentration of exposures to specific industry sectors or specific country risks.

Details of financial assets - not due, past due and impaired

None of the Company's cash equivalents, including term deposits with banks, were past due or impaired as of March 31, 2025. The Company's credit period for trade and other receivables payable by its customers generally ranges from 30 to 90 days.



S2 Engineering Industry Private Limited
Notes forming part of the Financial Statements for the Year ended March 31, 2025

(All amounts are in Rs. Lakhs except share data or unless otherwise stated)

The ageing of trade and other receivables is given below:

Reconciliation of impairment of trade receivables and other assets

Particulars	As at March 31, 2025	As at March 31, 2024
Impairment of Trade receivable		
Balance at the beginning of the year	222.20	123.91
Add: Provision made during the year	96.31	155.22
Less: Reversal of earlier years provisions	-	-
Less: Bad debts written off from earlier years provisions	119.77	56.93
Balance at the end of the year	198.74	222.20

(c) Liquidity risk

The Company's objective is to maintain optimum levels of liquidity to meet its cash and collateral requirements at all times. The Company relies on a mix of borrowings and excess operating cash flows to meet its needs for funds. The current committed lines of credit are sufficient to meet its short to medium/long term expansion needs. The Company monitors rolling forecasts of its liquidity requirements to ensure it has sufficient cash to meet operational needs while maintaining sufficient headroom on its undrawn committed borrowing facilities at all times so that the Company does not breach borrowing limits or covenants (where applicable) on any of its borrowing facilities.

The table below summarises the maturity profile of the Company's financial liabilities on undiscounted basis:

Particulars	Up to 1 year	1-3 years	3-5 years	Above 5 years	Total
March 31, 2025					
Non-current borrowings	41.03	51.22	-	10,465.78	10,558.03
Lease liabilities	341.59	697.01	636.77	-	1,675.37
Current borrowings	460.43	-	-	-	460.43
Trade payables	6,938.87	-	-	-	6,938.87
Other financial liabilities	297.81	-	-	-	297.81
Total	8,079.73	748.23	636.77	10,465.78	19,930.51

Particulars	Up to 1 year	1-3 years	3-5 years	Above 5 years	Total
March 31, 2024					
Non-current borrowings	123.93	54.87	-	2,413.57	2,592.37
Lease liabilities	131.37	185.15	-	-	316.52
Current borrowings	5,799.28	-	-	-	5,799.28
Trade payables	4,695.89	-	-	-	4,695.89
Other financial liabilities	147.38	-	-	-	147.38
Total	10,897.85	240.02	-	2,413.57	13,551.44

38 Details of CSR expenditure

Details of Corporate Social Responsibility expenditure in accordance with section 135 of the Act:

Particulars	For the Year ended March 31, 2025	For the Year ended March 31, 2024
i) Amount required to be spent by the company during the year	67.65	60.58
ii) Amount required to be set off for the financial year, if any	(12.09)	6.54
iii) Total CSR obligation for the financial year	55.56	67.12
iv) Amount of expenditure incurred	-	-
(a) Construction/acquisition of any asset	-	10.10
(b) On purposes other than (a) above (including advance paid against the ongoing projects)	73.55	69.11
v) Shortfall/(excess) at the end of the year ((iii)-(iv))	(17.99)	(12.09)

39 Ratio Analysis:

Ratio	Numerator	Denominator	As at March 31, 2025	As at March 31, 2024	Variance (%)
Current ratio	Current Assets	Current Liabilities	2.65	1.84	44.26%
Debt- Equity Ratio	Total Debt	Shareholder's Equity	0.76	0.90	(14.95%)
Debt Service Coverage ratio	Earnings for debt service	Debt service	12.20	0.90	1254.73%
Return on Equity ratio	Net Profits after taxes	Average Shareholder's Equity	0.26	0.40	(34.37%)
Inventory Turnover ratio	Cost of goods sold	Average Inventory	1.71	1.96	(12.38%)
Trade Receivable Turnover Ratio	Revenue	Average Trade Receivable	3.31	4.12	(19.62%)
Trade Payable Turnover Ratio	Net credit purchases	Average Trade Payables	4.88	6.30	(22.54%)
Net Capital Turnover Ratio	Revenue	Working capital	1.88	2.77	(32.06%)
Net Profit ratio	Net Profit	Revenue	0.08	0.10	(16.68%)
Return on Capital Employed	Earnings before interest and taxes	Capital Employed	0.23	0.25	(9.86%)

Note : All the ratios are calculated in terms of times



S2 Engineering Industry Private Limited**Notes forming part of the Financial Statements for the Year ended March 31, 2025***(All amounts are in Rs. Lakhs except share data or unless otherwise stated)***Explanations for Change in ratio by 25%**

Current ratio - the change is due to increase in current assets

Debt Service Coverage ratio - the change is due to decrease in credit facilities availed during the year

Return on Equity ratio - the change is due to reduction in the net profit during the current year

Net Capital Turnover Ratio - the change is due to increase in net working capital

40 Other statutory information

(i) The Company has been allotted land by TSIIIC for setting up manufacturing facility. The agreement is entered into with the authority and possession obtained. Pursuant to the terms and conditions the registration of the land in the name of the Company would be made once the facility commences commercial operations. Also refer foot note 3A.

(ii) The Company does not have any Benami property, where any proceeding has been initiated or pending against the Company for holding any Benami property.

(iii) The Company does not have any transactions with struck off the act.

(iv) The Company does not have any charges or satisfaction which is yet to be registered with ROC beyond the statutory period.

(v) The Company has not traded or invested in Crypto currency or Virtual Currency during the financial year.

(vi) The Company has not advanced or loaned or invested funds to any other person(s) or entity(ies), including foreign entities (Intermediaries) with the understanding that the Intermediary shall:

(a) directly or indirectly lend or invest in other persons or entities identified in any manner whatsoever by or on behalf of the company (Ultimate Beneficiaries) or

(b) provide any guarantee, security or the like to or on behalf of the Ultimate Beneficiaries.

(vii) The Company has not received any fund from any person(s) or entity(ies), including foreign entities (Funding Party) with the understanding (whether recorded in writing or otherwise) that the Company shall:

(a) directly or indirectly lend or invest in other persons or entities identified in any manner whatsoever by or on behalf of the Funding Party (Ultimate Beneficiaries) or

(b) provide any guarantee, security or the like on behalf of the Ultimate Beneficiaries.

(viii) The Company has not entered in to any transaction which is not recorded in the books of accounts that has been surrendered or disclosed as income during the year in the tax assessments under the Income Tax Act, 1961 (such as, search or survey or any other relevant provisions of the Income Tax Act, 1961).

(ix) The Company has not been declared as wilful defaulter by any bank or financial institution or other lender.

(x) The Company has complied with the number of layers prescribed under clause (87) of section 2 of the Act read with the Companies (Restriction on number of Layers) Rules, 2017.

(xi) No Scheme of Arrangements has been approved by the Competent Authority in terms of sections 230 to 237 of the Act, during the year.

(xii) Quarterly returns or statements of current assets filed by the Company with banks or financial institutions are in agreement with the books of accounts.

(xiii) The Company has not revalued its Property Plant and Equipment and Intangible assets during the year.

(xiv) The Company is not a Core Investment Company (CIC) as defined in the regulations made by the Reserve Bank of India and the Group does not have any CICs, which are part of the Group.

(xv) The Company uses an accounting software, Tally, for maintaining its books of account during the year ended March 31, 2025, which has a feature of recording audit trail (edit log) facility, and the same has been enabled and operated through out the year for all the relevant transactions recorded in the accounting software.

41 Capital Management

For the purpose of the Company's capital management, capital includes issued equity capital, convertible preference shares, securities premium and all other equity reserves attributable to the equity holders of the parent. The primary objective of the Company's capital management is to maximise the shareholder value.

The Company manages its capital structure and makes adjustments in light of changes in economic conditions and the requirements of the financial covenants. To maintain or adjust the capital structure, the Company may adjust the dividend payment to shareholders, return capital to shareholders or issue new shares. The Company monitors capital using a gearing ratio, which is net debt divided by total capital plus net debt. The Company includes within net debt, interest bearing loans and borrowings, less cash and cash equivalents, excluding discontinued operations.

Particulars	As at March 31, 2025	As at March 31, 2024
Borrowings	10,517.00	3,568.44
Lease liabilities	1,675.37	316.52
Current borrowing	501.46	5,923.21
Less: cash and cash equivalents	417.43	378.72
Net debt	12,276.40	9,429.45
Equity share capital	10.00	10.00
Other equity	14,402.47	10,548.96
Total capital	14,412.47	10,558.96
Capital and net debt	26,688.87	19,988.41
Gearing ratio	0.46	0.47



S2 Engineering Industry Private Limited
Notes forming part of the Financial Statements for the Year ended March 31, 2025

(All amounts are in Rs. Lakhs except share data or unless otherwise stated)

42 Commitments and Contingent Liabilities

Particulars	For the Year ended March 31, 2025	For the Year ended March 31, 2024
Capital and other commitments		
(a) Estimated amount of contract remaining to be executed (net of capital advances) on capital account and not provided for	137.34	263.06
Contingent liabilities		
Claims against the company not acknowledge as debts		
a) Bank Guarantee	1,548.11	1,913.93
b) Letter of Credits issued but not Accepted	365.83	219.51
c) Towards demand for stamp duty by Collector	-	-

43 Leases:

The Company has lease contracts for buildings. The leases generally have lease terms between 3 to 5 years. The Company's obligations under its leases are secured by the lessor's title to the leased assets. Generally, the Company is restricted from assigning and sub-leasing the leased assets. There lease contracts that include extension and termination options, which are further discussed below.

The Company also has certain leases with lease terms of 12 months or less and leases with low value. The Company applies the 'short-term lease' and 'lease of low-value assets' recognition exemptions for these leases.

Refer Note 4 for details of carrying amounts of right-of-use assets recognised and the movements during the year. Set out below are the carrying amounts of lease liabilities (included under interest-bearing borrowings) and the movements during the year:

Particulars	For the Year ended March 31, 2025	For the Year ended March 31, 2024
At the beginning of the year	316.52	799.63
Additions	1,522.33	-
Lease terminated	-	(311.66)
Accretion of interest	40.11	54.05
Payments	(205.57)	(225.50)
At the end of the year	1,673.39	316.52
Current	341.59	131.37
Non-current	1,333.78	185.15

The maturity analysis of lease liabilities is disclosed in Note 37. The following are the amounts recognised in the statement of profit or loss:

Depreciation expense of right-of-use assets	179.44	195.68
Interest expense on lease liabilities	40.11	54.05
Expense relating to short-term leases	186.30	111.47
Total amount recognised in the P&L account	405.85	361.20

The Company had total cash outflows for leases of Rs. 205.57 Lakhs (Previous year: Rs.225.50 Lakhs).

The Company has several lease contracts that include extension and termination options. These options are negotiated by management to provide flexibility in managing the leased-asset portfolio and align with the Company's business needs. Management exercises significant judgement in determining whether these extension and termination options are reasonably certain to be exercised. The effective interest rate for lease liabilities is ranging between 7.58% to 8.47%, with maturity between 2026-30.

Particulars	For the Year ended March 31, 2025	For the Year ended March 31, 2024
Expense relating to leases of low-value assets	-	-
Expense relating to short-term leases	186.30	111.47
Variable lease payments	-	-
Total Lease Payments not considered as Lease payments under Ind AS 116	186.30	111.47

44 Previous year figures have been regrouped/re-classified wherever necessary, to conform to current year's classification.

As per our report of even date

For M S K A & Associates

Chartered Accountants

Firm Registration Number: 105047W

Mukesh Kumar Pugal

Mukesh Kumar Pugal

Partner

Membership Number: 221387

Place: Hyderabad

Date: May 23, 2025



For and on behalf of the Board of Directors of

S2 Engineering Industry Private Limited

CIN: U29304TG2021PTC155070

Kandula Ramakrishna

Kandula Ramakrishna

Managing Director

DIN: 05281520

P. Anjaneyulu

P. Anjaneyulu

Chief Financial Officer

Kandula Krishna Veni

Kandula Krishna Veni

Director

DIN: 02260233

K. Hima Priya

K. Hima Priya

Company Secretary

M.No.: A62384

