AFRICA EVIDENCE NETWORK

Africa Evidence Week 2026

Evidence that Moves Africa: Turning African Decisions into African Impact

30th November - 4th December 2026

VIDEO CONTRIBUTION GUIDE

Sharing Your EIDM Story Through Video

Africa Evidence Week 2026 invites members of the African evidence ecosystem to share their work, experiences and perspectives on evidence-informed decision-making (EIDM) through video.

Contributions may highlight research findings, evidence-informed initiatives, interviews, documentaries or stories showing how evidence is informing decisions and shaping policies and practices across Africa. We welcome contributions that showcase achievements, challenges and lessons learnt, reflecting the diversity of Africa's evidence ecosystem.

What your video will need

- **A clear message:** an experience, initiative, finding or lesson relevant to EIDM in Africa.
- **Thematic alignment:** relates to at least one of the five AfEW 2026 thematic pillars.
- **Duration:** up to 5 minutes for short videos, or 30 to 60 minutes for interviews and documentaries.
- **Language:** French or English.
- **Format:** MP4, recorded horizontally (16:9), at 720p minimum (1080p recommended).
- **Sound and picture:** clear audio, stable footage and good lighting.
- **Speaker details:** names, roles and organisations of the people featured.
- **Subtitles:** captions where possible, with on-screen text that is easy to read.
- **Editing:** a fully edited, publication-ready video. The AEN does not edit raw footage.
- **Permissions:** consent from the people featured, and permission for any third-party material.

How to submit

1. Prepare your video using the list above and the quick filming tips on the next page.
2. Review the final video to check the sound, picture, subtitles, and credits.
3. Submit your video through our **online submission** process by **Sunday 22 November 2026**.

Quick filming tips

Eight simple steps for a clear, steady video



1. Find a quiet room

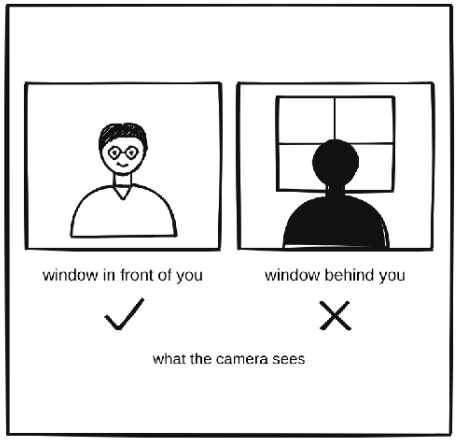

2. Face the light

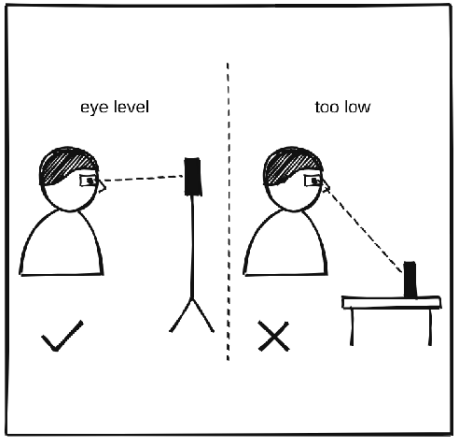

3. Camera at eye level



4. Hold the phone sideways

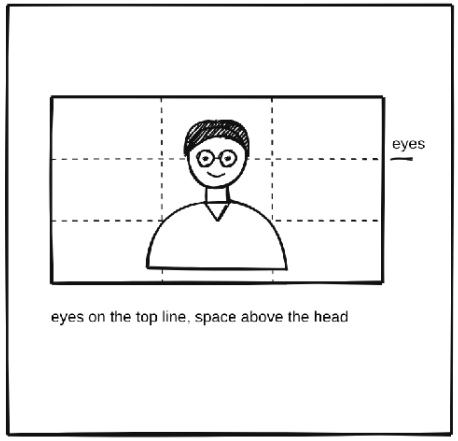

5. Frame head and shoulders



6. Keep the microphone close



7. Look at the lens

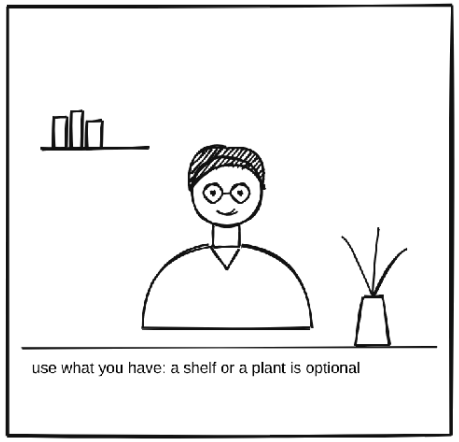

8. Tidy background, away from the wall