



FOR IMMEDIATE RELEASE
March 23, 2026

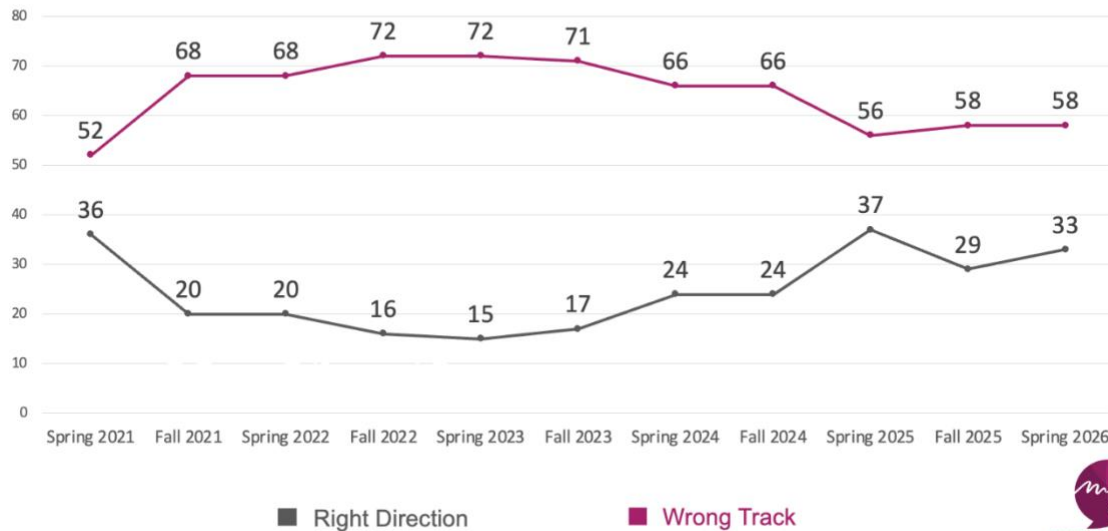
Contact: Jenell Leonard
765.210.7971
jleonard@mrgmi.com

State of the State of Public Opinion *Plurality of Michigan Voters believe State is on the Wrong Track* *Spring in Michigan Means Roads are Top-of-Mind for Voters*

LANSING, Mich. – One-third of Michigan voters – 33% – believe the country is generally going in the right direction, with 58% say things have gotten pretty seriously off on the wrong track, according to the MRG-commissioned Michigan Poll® conducted March 16-18. This is marginally less polarizing than the Michigan Poll® conducted last Fall which showed only 29% believing the country was on the right track compared to the 58% that believed otherwise.

Country: Right Track or Wrong Track?

Do you feel things in this country are generally going in the right direction, or do you feel things have gotten pretty seriously off on the wrong track?



Political sides continue to contrast as the vast majority of Democrats (82%) hold the negative view, while 63% of Republicans say the country is headed in the right direction. Women tend to see the country as off on the wrong track more so than men (64% vs. 52%). Those with lower household incomes are also more likely to see the country as headed down the wrong track, or not to have an opinion at all.

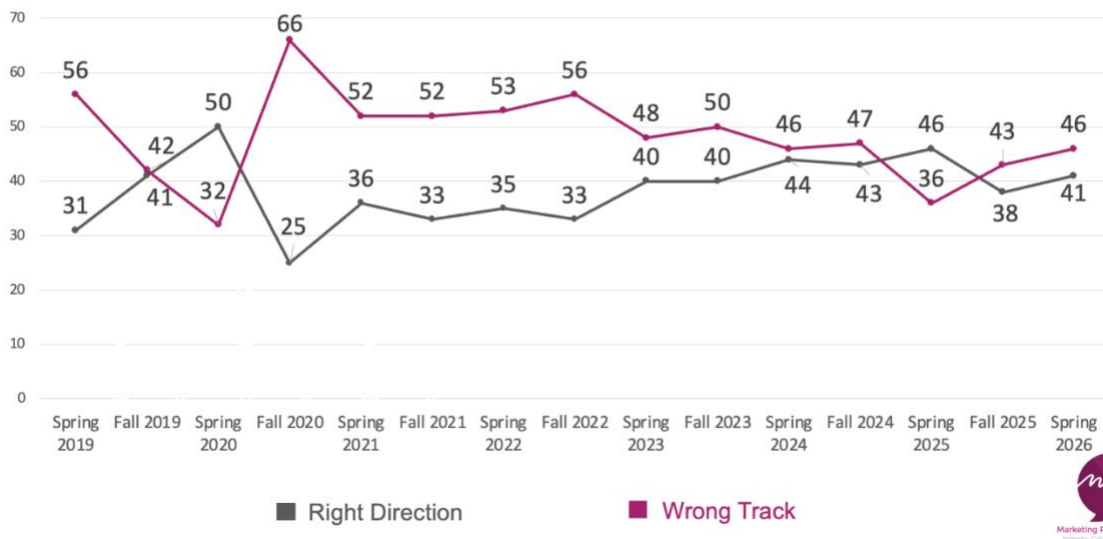
“While results are still polarized, more people today (33%) believe that the country is headed in the right direction compared to the Michigan Poll® conducted six months ago, when results showed only 29%,” said Jenell Leonard, Owner of MRG. “This poll was also conducted shortly after the Iran War started, and as gas prices started to rise.”

Direction of the State Remains Negative

Regarding Michigan, specifically, respondents are forming a stronger opinion today than they did six months ago. Forty-one percent see the state headed in the right direction, and 46% believe it’s off on the wrong track, with 12% having no opinion. Democrats are more likely to say the state is headed in the right direction (58%) and Republicans to say it is off on the wrong track (57%). Women, again, are more likely than men to see things as on the wrong track (50% vs. 42%).

State of Michigan: Right Track or Wrong Track?

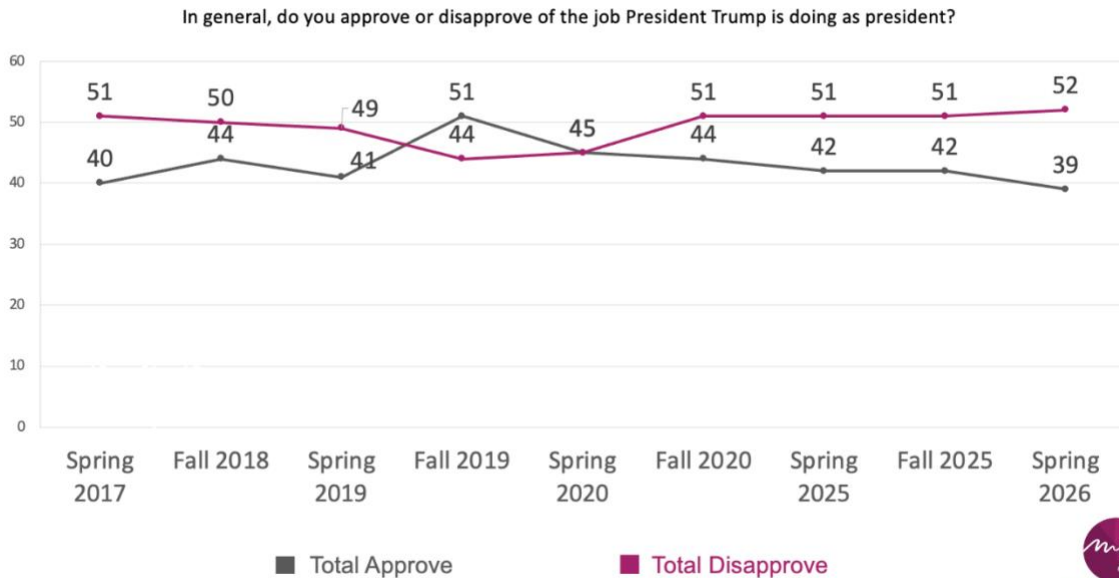
And, thinking about things in Michigan . . . do you feel things in the State of Michigan are generally going in the right direction, or do you feel things have gotten pretty seriously off on the wrong track?



President Trump’s Job Approval Polarizes Slightly

Only 39% of Michigan voters approve of the job President Trump is doing as President, while 52% disapprove. Results are polarized politically as 82% of Republicans approve while 85% of Democrats disapprove. The President’s job rating increases with the age of the respondent and is most positive in the highest income category, with 47% of those earning \$100,000 or more approving of the job the President is doing. Today’s results are slightly more polarizing than six months ago when results showed the President with a 42% approval rating compared to the 51% who disapproved.

Job Approval Rating: President Donald Trump



President’s Personal Approval Mirrors Job Approval Numbers

When asked about personal feelings toward President Trump, 37% of voters viewed him positively, while 53% shared a negative feeling, which is also slightly more polarizing than the Fall poll which showed 38% sharing a positive feeling and 50% a negative one.

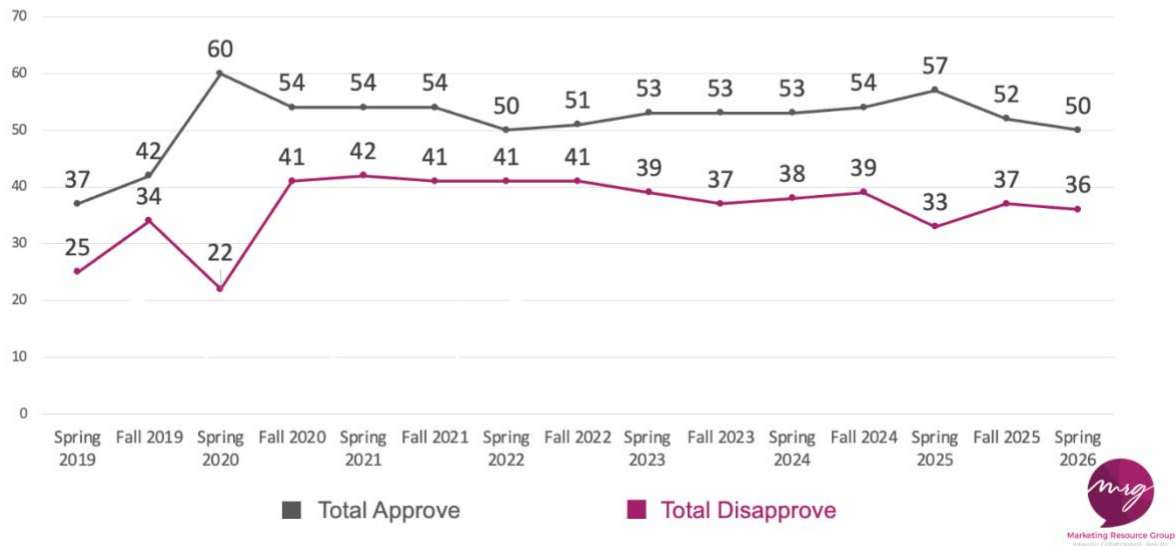
“Even with the global uncertainty of the Iran War, President Trump’s approval numbers continue to hold relatively steady, despite partisan polarization,” said Leonard. “The President continues to have a strong-hold on the GOP base but that is not enough for Republicans to win in his midterm. Independent voters were a key to the president’s election night victory in ‘24, but Trump currently only has 23% of their approval today and 58% disapprove. Republican candidates on the November ballot will have to close the gap with independent voters to be successful.”

Whitmer Job Approval Tightens

Governor Whitmer is tightening her belt on job approvals as 50% of Michigan voters approve of the job Governor Whitmer is doing, with 25% strongly approving. Conversely, 36% disapprove of the job she is doing, with fully 21% strongly disapproving. Twelve percent of respondents shared no opinion. Among Democrats, 82% give her a positive job rating, while 71% of Republicans rate her negatively. These numbers have tightened considerably since the Fall poll which showed the Governor’s job approval at a 55% to 30% split.

Job Approval Rating: Gretchen Whitmer

In general, do you approve or disapprove of the job Governor Whitmer is doing as governor?



Whitmer’s Positive Personal Ratings Match Job Approval

The Governor’s personal rating nearly matches her job approval numbers where 50% of voters view her positively and 35% shared a negative feeling toward her. These results are statistically the same from six months ago which showed her personal ratings at 49% positive and 35% negative.

“Though the numbers have tightened, the Governor continues to hold the support of the plurality of Michiganders,” said Leonard. “She continues to hold her base and 47% of independents believe she continues to do a good job. We will see if she uses this personal support to leverage Democrats into the general election, especially with Duggan on the ballot running as an independent.”

Infrastructure and Jobs/Wages Rank as Top Issues

When asked about the most important issues facing Michigan, voters placed infrastructure first with a collective 25%, including 15% who named it as their first priority issue and 11% who named it as their second priority issue. Jobs and wages ranked second at 16% overall, followed closely by health care at 15% and cost of living at 14%.

“In this poll, we are seeing a notable shift in voter priorities,” said Leonard. “Where inflation and the economy were previously the dominant concerns, voters are now putting infrastructure first, with jobs and wages and healthcare costs capping out the top three priority issues. The shift suggests Michiganders remain focused on affordability but are also looking more closely at the State’s long-term needs and overall quality of life.”

The Questions and Results

The results and the wording of the questions asked by MRG follow.

Q. Do you feel things in this country are generally going in the right direction, or do you feel things have gotten pretty seriously off on the wrong track?

Right direction	33 %
Wrong track	58 %
Don't know/No Opinion	9 %

Q. And, thinking about things in Michigan . . . do you feel things in the State of Michigan are generally going in the right direction, or do you feel things have gotten pretty seriously off on the wrong track?

Right direction	41 %
Wrong track	46 %
Don't know/No Opinion	12 %

Q. What are the most important issues facing the state of Michigan at this time? That is, the one or two you personally are most worried about? (please choose category that is closest to the answer given and record the verbatim response).

	1 st	2 nd	Rank
Infrastructure	15 %	11 %	1st
Jobs/Wages	9 %	7 %	2nd
Health Care	8 %	7 %	3rd
Cost of Living	8 %	7 %	
Economy	9 %	3 %	
Taxes	6 %	7 %	
Political Issues	6 %	7 %	
Violence/Gang/Crime	5 %	5 %	
Education Issues	4 %	5 %	
Food/Grocery prices	4 %	5 %	
Inflation	5 %	4 %	
Immigration	5 %	4 %	
Gas cost	3 %	3 %	
Poverty/Homeless	3 %	4 %	
Racism/LGBT issues/Human rights	2 %	3 %	

Q. Now, I'm going to read you the names of people that have been in the news, and I'd like you to rate your feelings toward each one as very positive, somewhat positive, neutral, somewhat negative, or very negative. If you don't know the name, please just say so. [RANDOMIZE]

	Very Pos	Some what Pos	Neutral	Some what Neg	Very Neg	Never Heard Of	Don't Know/No Opinion
Gretchen Whitmer	28%	22%	12%	12%	22%	0.3%	3%
Donald Trump	20%	17%	8%	10%	43%	0.0%	1%

	<u>Total Positive</u>	<u>Total Negative</u>
Gretchen Whitmer	50%	35%
Donald Trump	37%	53%

Q. In general, do you approve or disapprove of the job President Trump is doing as president? [IF APPROVE / DISAPPROVE, ASK:] Would that be strongly (approve / disapprove) or just somewhat (approve / disapprove)?

Strongly approve	19%
Somewhat approve	20%
Neither approve / disapprove	8%
Somewhat disapprove	11%
Strongly disapprove	41%
Don't know/No Opinion	1%
Total Approve	39%
Total Disapprove	52%

Q. In general, do you approve or disapprove of the job Governor Whitmer is doing as governor? [IF APPROVE / DISAPPROVE, ASK:] Would that be strongly (approve / disapprove) or just somewhat (approve / disapprove)?

Strongly approve	25%
Somewhat approve	25%
Neither approve / disapprove	12%
Somewhat disapprove	15%
Strongly disapprove	21%
Don't know/No Opinion	2%
Total Approve	50%
Total Disapprove	36%

MRG Michigan Poll® Spring 2026

The survey of 1012 likely Michigan voters was conducted by Quantitative CAWI (Computer Administered Web Interviewing) survey through an online panel from March 16-18, 2026. Quotas for gender, age and race/ethnicity were met within each geographic area. Some columns or results may not add up to 100% because of rounding. Individual rounding may impact final totals. This survey yields a sampling margin of error of ±3.1 percentage points with a 95 percent confidence interval. The sampling margin of error for subgroups may be higher depending on the size of the subgroup.

About Marketing Resource Group (MRG)

Lansing, Michigan-based Marketing Resource Group (www.mrgmi.com) is an award-winning PR firm representing corporate, association, nonprofit, and private clients with interests in Michigan. MRG offers expertise in public affairs, communications, political campaign management, and public opinion survey research. For more than thirty years, MRG has conducted its bi-annual omnibus Michigan Poll®, tracking the pulse of Michigan voters on key statewide public policy and political issues. MRG is the only Michigan public opinion survey research firm that maintains nearly 50 years of trend analyses of voter attitudes related to state and national leaders, political parties, and the political and economic climate in Michigan. Follow MRG on X @mrgmichigan and on Facebook.

###