

Icon

LUXURY INCLUSIONS



Icon

LUXURY INCLUSIONS

Vantage Building Group Icon inclusions are designed to give you and your family all the luxury and comfort imaginable; expressed through exceptional quality and amazing inclusions as standard.



LUXURY INCLUSIONS AS STANDARD

A Spacious Interior

CEILING HEIGHT

Finished ceiling height 2400mm to all lowset home designs and 2550mm to lower floor and 2400mm to upper floor for highset home designs.

CORNICE

75mm cove cornice throughout your entire home.

ARCHITRAVE & SKIRTINGS

Splayed profile skirtings and architraves with a semi-gloss enamel paint finish throughout.

INTERIOR DOORS

Flush profile internal swing doors and cavity sliding doors.

DOOR FURNITURE

Satin chrome lever passage sets. Privacy locks on bedroom 1, bathroom, WC and ensuite doors.



ROBE DOORS

Satin chrome aluminium frames with vinyl fronts.

LIGHTING

Extensive white LED light fittings as per the floor plan design and a blade batten LED light in the garage.

AIR CONDITIONING

6kw Split system reverse cycle air conditioning to main living area and 2.5kw split system reverse cycle air conditioning to bed 1.



Mitsubishi Split System

OR



Dakin Split System

SMOKE DETECTORS

Interconnected 240V smoke detectors with battery backup.

CEILING FANS

White ceiling fans throughout.



ELECTRICAL

Double powerpoints throughout with single powerpoints for appliance positions. Hard wiring to smoke detectors and oven.

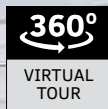
TV, PHONE & NBN

DESIGN SPECIFIC

1x NBN connection point.
1x television point to each living area and 1x television point to bed 1.
Data points as per plan.



Qualia - Newport Display



Speak to Vantage about enhancing your new home further to include optional upgrades as shown in this image from our display.

LUXURY INCLUSIONS AS STANDARD

A Spacious Interior

FLOOR COVERINGS

Select from a wide colour range of cushion edge tiles or select from a wide colour range of vinyl planks to main floor areas. Tiles to wet areas. Select from a wide colour range of carpets to bedrooms / media / MPR / study.

WINDOWS

Aluminium sliding windows and doors with clear glass and key locks. Obscure glass to wet areas excluding laundry.

WINDOW FURNISHINGS

Blockout roller blinds to all windows and glass sliding doors, excluding laundry, garage swing door and wet areas.

DOOR STOPS

Satin chromed rubber tipped magnetic door stops to internal swing doors.

PAINTING

3 coats of Haymes paint system to internal walls and 2 coats of Haymes paint system to internal ceilings.

MELAMINE SHELVING

White melamine shelving and hang rail to wardrobes. 4x white melamine shelves to linen cupboard and walk in pantry.

LAUNDRY

Stainless steel tub and white cabinet with door. Phoenix sink mixer.

BROOM CUPBOARD

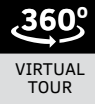
DESIGN SPECIFIC
1x melamine shelf

STAIRS

DESIGN SPECIFIC
Closed tread stain grade stairs with square profile stain grade hand rail.



Speak to Vantage about enhancing your new home further to include optional upgrades as shown in this image from our display.



Speak to Vantage about enhancing your new home further to include optional upgrades as shown in this image from our display.

LUXURY INCLUSIONS AS STANDARD

A Designer Kitchen

CERAMIC COOKTOP

60cm Westinghouse.
Designed to be simple and easy to use.
Cook multiple dishes at once with up to 4 cooking zones and 9 power levels.



ELECTRIC OVEN

60cm Westinghouse.
Sleek and contemporary with a generous 80L capacity.



DISHWASHER

60cm Westinghouse.
Packed with premium features like the height-adjustable upper basket, foldable cup shelves, and modular cutlery basket make loading and unloading quick and easy.



RANGEHOOD

60cm Westinghouse.
This slideout rangehood is designed to efficiently clear cooking vapours from the kitchen while preparing meals.





Speak to Vantage about enhancing your new home further to include optional upgrades as shown in this image from our display.

LUXURY INCLUSIONS AS STANDARD

A Designer Kitchen

KITCHEN SINK

1¾ Bowl Sink.



TAPWARE

Elegant Phoenix sink mixer with a 200mm gooseneck design. Offering 360° swivel spout for enhanced functionality. Available in chrome and matte black.



Pina Sink Mixer



Ario Sink Mixer

STONE KITCHEN BENCHTOP

20mm engineered stone benchtop in a choice of colours.

CUSTOM KITCHEN CABINETRY

Laminated joinery to all base & overhead cabinets, drawer fronts, island bench fascia & sides, pantry and kickboards in a large range of laminate colours including vertical woodgrain options. Cabinets with melamine shelving.

DESIGNER HANDLES

Choose from 18 quality styles in a range of finishes including chrome, brushed nickel, silver, gold, white & matte black.

SPLASHBACK

Full height ceramic tiled splashback in your choice of colour.

MICROWAVE

Microwave provision including powepoint.

BUTLERS PANTRY

DESIGN SPECIFIC
4x melamine shelves.



LUXURY INCLUSIONS AS STANDARD

Contemporary Bathroom, Ensuite, Powder Room & WC

SEMI-FRAMELESS SHOWER SCREEN

Semi-frameless shower screens with a pivot door, slimline frame and clear glass.



TILED SHOWER NICHE

Fully tiled niche to your shower inclusive of metal trim to enhance your bathroom or ensuite.



4MM POLISHED EDGE MIRROR

Polished edge mirrors to width of vanity, with one row of splashback tiling to the width of your vanity.

CHOICE OF TAPWARE

Phoenix deliver innovation, precision and quality with their award winning tapware. Available in chrome and matte black.



ACCESSORIES

Double towel rail & toilet roll holder available in chrome and matte black.



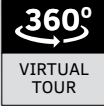
CHOICE OF BASIN



TOILET SUITE

Stylish wall faced toilet suite.





Speak to Vantage about enhancing your new home further to include optional upgrades as shown in this image from our display.

LUXURY INCLUSIONS AS STANDARD

Contemporary Bathroom, Ensuite, Powder Room & WC

CUSTOM VANITIES

Wall hung vanity. Laminated joinery to all doors, kickboard and drawers in a large range of laminate colours including vertical woodgrain options.

STONE VANITY BENCHTOP

20mm reconstituted stone benchtop in a choice of colours.

TILING

APPROXIMATE HEIGHT ONLY

Wet area ceramic wall and floor tiles laid to entire floor, 2000mm high in shower alcove, 550mm high above bath, bath front and bath hob, 200mm high above vanity, 1050mm behind toilet and a half wall tile to skirting

WATERPROOFING

Waterproofing to wet areas as per Australian Standards

CHROME WASTE

Round profile pop up wastes to your basin and bath.

FLOOR WASTE

Smart tile floor waste.

BATH TUB

DESIGN SPECIFIC



Caroma Maxton Bath

DESIGNER HANDLES

Choose from 18 quality syles in a range of finishes including chrome, brushed nickel, silver, gold, white & matte black.

EXHAUST FAN

Hardwired to bathroom and ensuite.

POWDER ROOM

Tapwear available in chrome and matte black.



Pina Basin Mixer



Arlo Basin Mixer



Hand Towel Holder



Wall Basin



Wall Faced Toilet

LUXURY INCLUSIONS AS STANDARD

An Impressive Exterior

SITE PREPARATION

Allowance for cut and fill up to 300 mm.

FOUNDATIONS & FLOOR

Engineer designed concrete slab system to H1 soil conditions as per AS2870.

EXTERNAL WALLS

DESIGN SPECIFIC

H2 termite treated pine wall frame to AS1684.

LOWSET ICON LW Lightweight construction.

LOWSET ICON BASE Brick veneer construction, painted render to front facade with 1mtr return or lightweight cladding.

HIGHSET ICON STANDARD Brick veneer construction, rendered and painted to lower level and lightweight construction to upper level.

INSULATION

Sarking to all external walls and Sarking under metal roof, R2.5 installed in ceiling.

WINDOWS & SCREENS

Aluminium sliding windows and doors with clear glass and key locks. Flyscreens with powder coated aluminium frames to all external sliding doors and all opening windows.

LAUNDRY DOOR

Aluminium laundry door with clear glass.

EXTERNAL DOOR FURNITURE

Satin chrome lever entrance set to exterior swing door and deadlock. Keyed alike.



FRONT ENTRY DOOR

External paint grade entrance door.



LUXURY INCLUSIONS AS STANDARD

An Impressive Exterior

TERMITE TREATMENT

Termite treatment to AS3660.1

ROOF, GUTTERS AND EAVES

Engineer designed H2 termite treated pine trusses for a Colorbond metal roof and gutters. FC sheeting to eaves.

DRIVEWAY & PATHS

Exposed aggregate driveway and paths.

PORCH

Exposed aggregate porch.

ALFRESCO

Exposed aggregate alfresco.

CLOTHESLINE

Clothesline provided with concrete pad.

GARAGE DOOR

Panel lift automatic door with 2 handsets. Choose from 5 profiles.

LETTERBOX

Rendered pillar style letterbox with house number.

BALCONIES & BALUSTRADING

DESIGN SPECIFIC

Balustrades to upper level balcony with tiled floor finish.

ELECTRICAL

Roof mounted television antenna. Waterproof double powerpoint.

HOT WATER

Wulfe M9 200L Heat Pump.





DESIGN TRADER BY VANTAGE

Design Trader Product & Colour Selections

Design Trader by Vantage is where your new house becomes a home. Our team of professional interior designers will help you discover your personal design style and translate this into the colours and finishes for your new home.

Working with our dedicated interior designers they will assist you with achieving your vision for your new home, guiding you through all aspects of your interior and exterior so you can be sure your home has a look and style that is distinctly yours.

Our experienced consultants will work with you on innovative home design ideas and on trend styles that suit your personal taste, including your kitchen, bathroom & ensuite, flooring, hardware, doors, windows, screens, blinds, shutters and your lighting and electrical requirements.



Experience the Vantage Difference

Vantage Building Group are award-winning building specialists with over 25 years of experience working throughout the Sunshine Coast, Brisbane and Gympie regions. We provide a personal and caring touch to guide you from planning, building and styling your home with the latest in interior design trends. Vantage are locally owned and operated, with our head office on the Sunshine Coast in Maroochydore.

We deeply value the relationships we have with our clients, as well as the strong partnerships we have with our team of experienced home consultants, suppliers, tradespeople and professional subcontractors. You will experience the best service in the business from our innovative, local trades, combined with the power of our commercial department that will provide you with a quality build at competitive prices.

Vantage can't wait to go above and beyond to help you build your own home, next home or investment property. See why 1,000's of people all over the Queensland choose to build with Vantage Building Group.





LUXURY INCLUSIONS
By Australia's Leading Brands



Laminex®



ALPHA
zero



Colorbond®



PHOENIX





www.vantagebuildinggroup.com.au

Disclaimer: Images are for marketing purposes. All inclusions are from the Builder's standard range. All non-standard selections will be quoted for approval by the Owner. Items contained within this product inclusions guide are indicative and if any product is unavailable at the time of construction or as required, similar product of equal value will be substituted without notice. Prospective Purchasers should undertake their own enquiries in order to satisfy themselves as to the accuracy of the details. Vantage Holdings Australia Pty Ltd reserves the right to alter the specifications. © QBCC 1208908