



Ennua®

Born Iconic

WHY ENNUA

BUILT LIKE A SUPERCAR. MADE TO LIVE WITH.

Most objects choose a side. Either they are made to be looked at, or made to be used. Rarely both, and almost never equally.

ENNUA was built on the belief that this is a false choice. That structure can be beautiful. That function can be sculptural. That the two don't compromise each other, they elevate each other.

Made in the United Kingdom, with the same technology and craft used to build the world's leading supercars and Formula 1 cars.

Made. Not manufactured.

[WATCH THE FILM](#)

FOUNDERS

FROM SUPERCARS. TO SCULPTURE.

ENNUA was founded by João Dias and Patrick Carton, driven by a shared belief that an object should carry presence, purpose and precision.

With over 20 years of combined experience in automotive design, João and Patrick have shaped some of the world's most iconic supercars, including the McLaren W1, Speedtail, Elva and Artura.

After a career at the pinnacle of automotive design, they turned that same obsession toward a different kind of object. One that doesn't move at 200 miles per hour. One that holds a room, starts a conversation, and stays with you for life.

'We spent our careers designing cars that redefined what was possible. Then we looked at what existed in the home. Nothing came close.'

JOÃO DIAS



RARITY BY DESIGN

199.
NO MORE.

Limited production, by principle, not promotion.

Every ENNUA piece is limited to 199 units, each individually numbered. Not to manufacture scarcity, but to protect what makes it special: the time, precision and human attention required to build it properly.

When production scales, standards slip. Details get simplified, materials get substituted, and the object loses its edge. We refuse that trade-off.

199 is our commitment to integrity. A limit that preserves craft, safeguards quality, ensures every piece remains worthy of collection and increases in significance as the edition closes.

To own one is to be among 199 people in the world who chose not to compromise.

ENNUA
Element 01

0666 / 199


Element by ENNUATM

Element by ENNUATM is our lineage of functional artworks, each one a distinct piece. Different in form and purpose. Bound by the same design discipline, material standards and production principles, every piece carries the same DNA and the same commitment to craft. Not designed to become iconic. Built that way from the start.

Element 01 is where we begin.


ELEMENT 01

[View 360°](#)



DESIGN

A VISION TOO STRONG TO REMAIN AN IDEA.

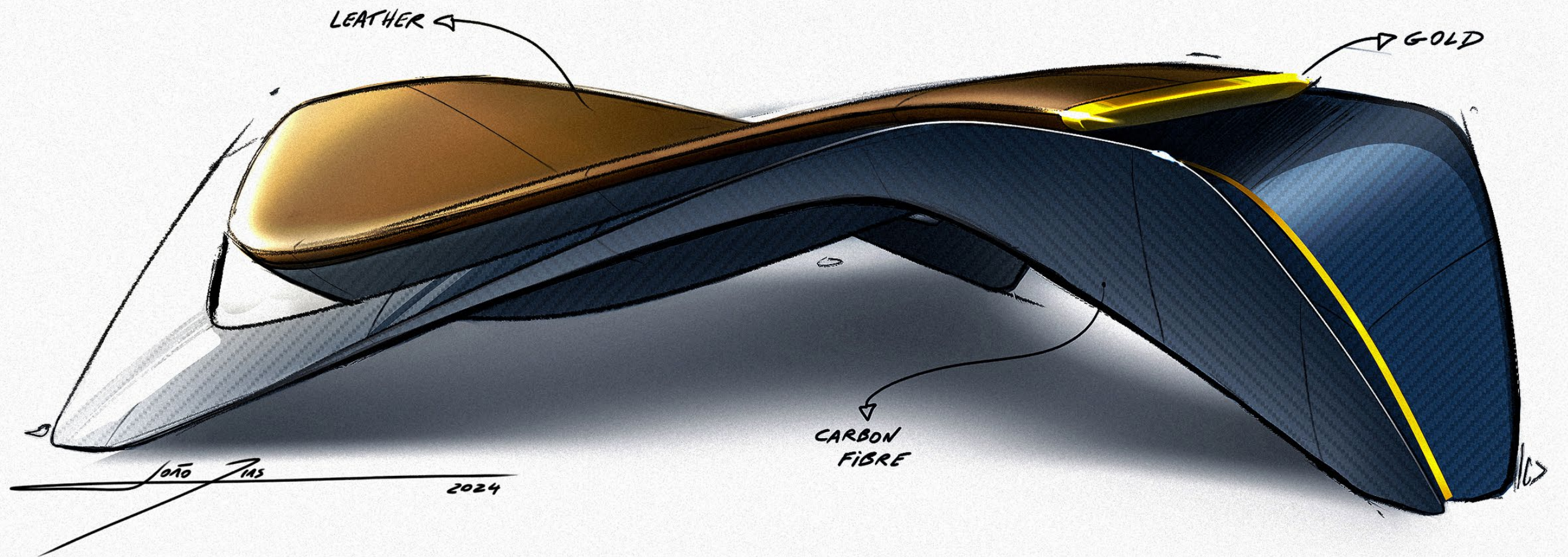


This is where the story becomes physical.

ELEMENT 01 began as a statement of capability. A first piece designed to show what carbon fibre can do when it's treated as structure, not veneer: freedom of geometry, stiffness without bulk and a silhouette drawn in one continuous gesture.

Our process comes from supercar design, where everything starts with proportion and stance. Get those right and the piece has presence before you've added a single detail. These sketches capture that moment, when the silhouette locks and the surfaces begin to resolve.

From there it's iteration: proportion, stance, surface, detail. Refined until the object feels inevitable. Until it could only ever have looked exactly like this.





IT DOES NOT FILL A ROOM. IT DEFINES IT.

Not decoration. Not furniture. A statement with a purpose.



QUIET FROM AFAR. PRECISE UP CLOSE.

The closer you get, the more there is to see.



MADE TO BE KEPT. |

To live with. Then live on.



MATERIALS



CARBON FIBRE

STRUCTURE. FREEDOM. DEPTH.

Carbon fibre is why ENNUA looks the way it does. It's the only material that lets form follow idea without compromise – curves that hold, edges that stay sharp, geometry that would collapse in anything else.

We grew up with carbon in supercars, where it isn't a finish or a detail. It's the architecture. That discipline is what we bring to every ENNUA piece.

The result has a depth that changes with light and angle. Technical and tactile at the same time. The more you look, the more you see.

AVAILABLE FINISHES

Natural weave – black carbon, visible weave

Tinted carbon – coloured carbon, visible weave

Painted – full colour finish, weave concealed

A close-up photograph of a person's hand, wearing a ring, touching a smooth, vibrant red leather surface. The background is blurred, showing what appears to be a workshop or factory setting with grey machinery.

LEATHER

TOUCH. WARMTH. CHARACTER.

Some materials ask to be looked at. Leather asks to be touched. It's the first thing you reach for and the thing you keep coming back to.

ENNUA has partnered with Bridge of Weir, the most acclaimed British automotive leather tannery, trusted by the world's most demanding manufacturers for over a century.

We chose this leather because it's the world we come from. It's engineered to endure decades of contact, heat, light and wear, and still improve with age. For an object built to last a lifetime, it was the only choice.

The result ages with you. Not wearing out. Wearing in.

COLOUR OPTIONS

50+ colours, bespoke on request



METALS

WEIGHT. PRECISION. PERMANENCE.

An unyielding measure of quality. Metal has weight you can feel, edges that stay sharp, and a surface that records time without losing integrity.

In ENNUA, it appears where the design demands it. Never decorative. Always intentional. Each element is precision-machined, finished by hand, and placed at the exact point where the form needs anchoring and the craft needs to show.

The detail that separates a well-made object from one that will last a lifetime.

AVAILABLE METALS


Aluminium (anodised colours available)
Titanium
Bronze
Brass
Gold

FOOTPRINT

PRESENCE. MEASURED.

OVERALL LENGTH	1610 mm
MAXIMUM WIDTH	1405 mm
OVERALL HEIGHT	515 mm
SEAT WIDTH	883 mm
SEAT HEIGHT	335 mm
OVERALL WEIGHT	20 kg*
MAX RECOMMENDED LOAD	250 kg

*Weight varies by specification.



STRUCTURE

PROOF. NOT PROMISE.

Element 01's carbon structure weighs under 15 kg, yet it was analysed up to the equivalent of a 2,000 kg load without permanent deformation, simply to understand where the limit truly was. We weren't chasing a headline number. Curiosity took us there.


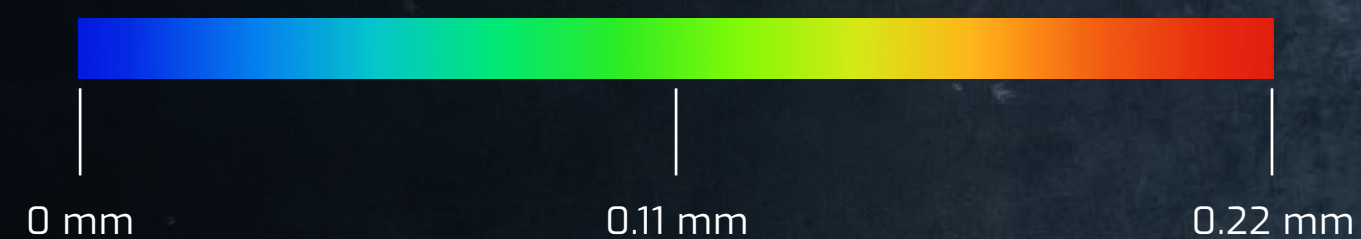
An equivalent structure in wood would be significantly bulkier, and weigh over 120 kg.

The map shows displacement under a 200 kg load, measured in fractions of a millimetre.

This is what happens when beauty is backed by structure.

DISPLACEMENT (MM)

LOAD APPLIED: 200KG



BESPOKE

THE PIECE IS RARE. YOUR PIECE IS SINGULAR.

Every ENNUA piece is built to a single brief: Yours.

Colour, carbon finish, leather, patterns and metal can all be specified within ENNUA's design language and engineering standards.

From carbon fibre matched to a car in your collection, to family crests machined into the metal, each commission is handled privately and executed with the same discipline as the original work.

Each commission is completed within an agreed timeframe and delivered by the ENNUA team.

No two will ever be the same.

[EXPLORE](#)



ACQUISITION

ENQUIRE
PRIVATELY.

PRIVATE@ENNUA.COM

Private enquiries are handled directly by João and Patrick.

Every Element 01 is individually registered. Its number, specification and provenance recorded at the point of commission.



BACK TO TOP



WWW.ENNUA.COM

[@ENNUA.ATELIER](https://www.instagram.com/ENNUA.ATELIER)

All images and details provided should be used as a guide only and are subject to change at the manufacturer's discretion.