

FX REPLAY

ICT AMD / Power of Three Model

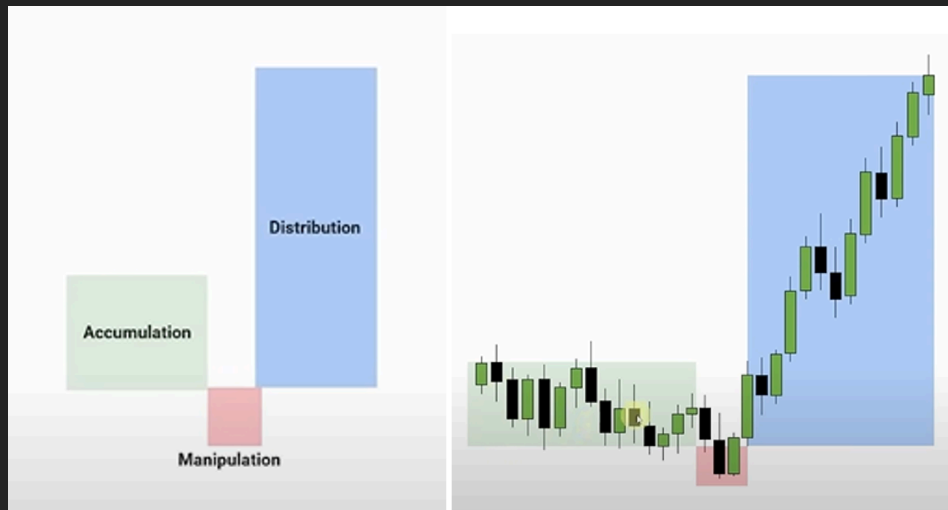
Checklist and setup guide



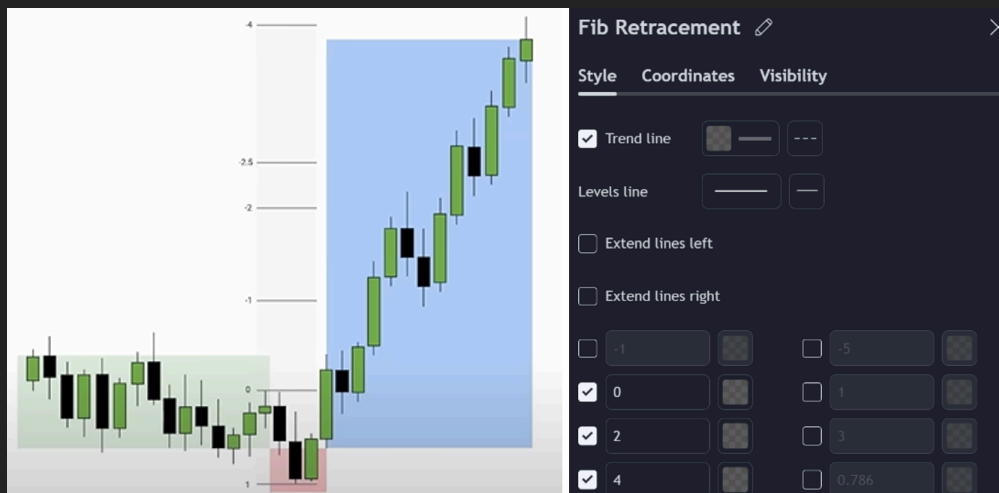
Strategy Details

General parameters: 5m time-frame, NQ, NY session. Can also apply on other time-frames or AMD between sessions.

AMD Explained: As the name states, it's a period of consolidation or accumulation, followed by a manipulation below/above the accumulation range and back into it, followed by distribution to the other side. Usually best to use bodies for the accumulation phase vs. wicks, and if you try to focus on identifying a manipulation move out and back into the accumulation zone, that will help vs. trying to identify every potential accumulation phase.

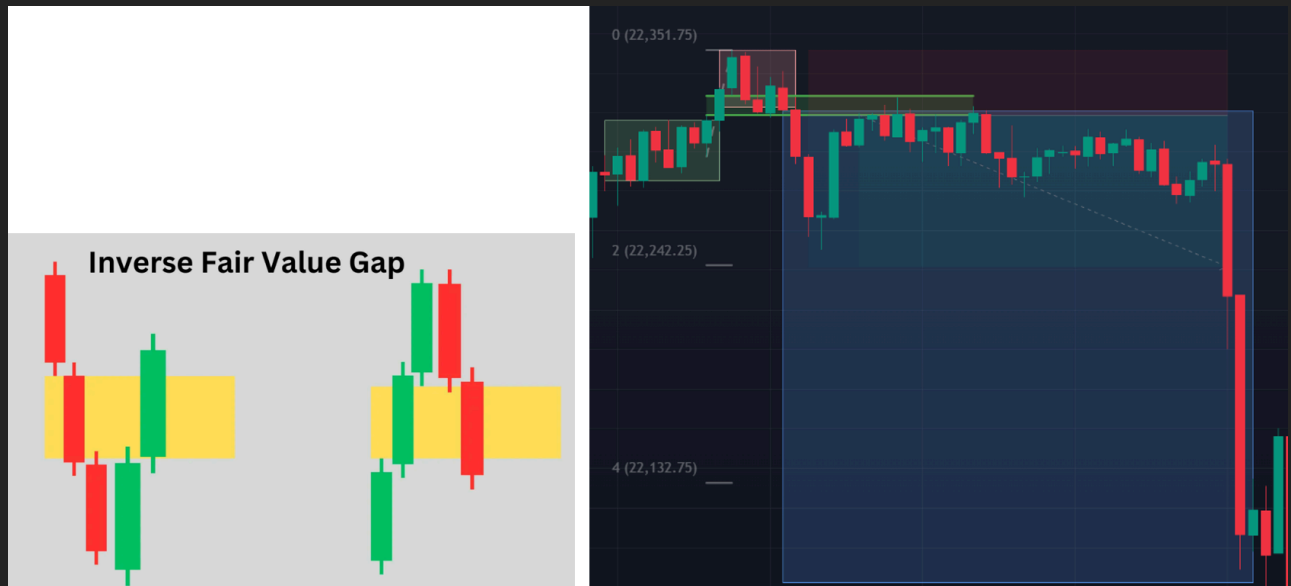


Mapping out targets for the distribution phase: If you take a standard deviation measurement of the manipulation leg, you can usually target the 2-2.5 standard deviation level, or 4 standard deviations for a larger move. You can use the Fib retracement tool to show relevant levels



Strategy Details

Entry Trigger 1 Inverse FVG (iFVG) retrace: During the manipulation leg, if there is a fair value gap created that is then inverted, you can enter on a retest. Stop loss at the manipulation low/high, target 2 standard deviations unless that doesn't provide at least 2R then target 4 Standard deviations.



Entry Trigger #2: "Box Setup" Retest of accumulation range low/high. If there are no potential iFVGs, once price closes back into the accumulation zone, you can enter on a retest of the Manipulation box high for longs or low for shorts. Target 2 standard deviations unless that doesn't provide at least 2R then target 4 Standard deviations.



Strategy Details

Other considerations to potentially increase win rate:

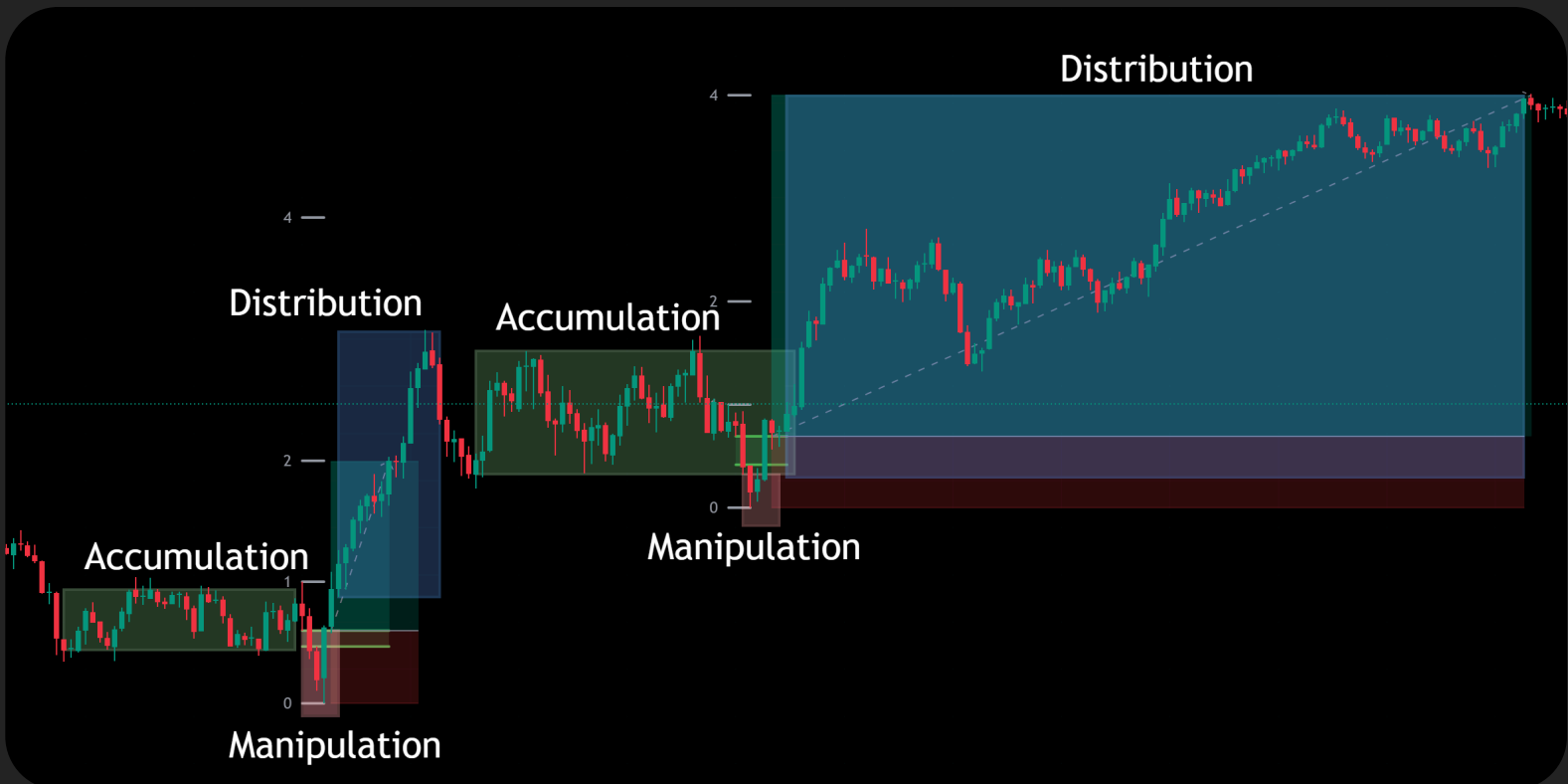
- For reversals, look for HTF liquidity sweeps during manipulation legs such as session highs/lows, prior day highs/lows, etc.
- For continuations, consider only taking trades that line up with HTF trend
- Identify HTF AMD and look for trades that align with HTF distribution

AMD/PO3 Trade Checklist

- ✓ *Identify a potential accumulation zone using candle bodies*
- Watch for a manipulation phase*
- ✓ *quickly out and back into the accumulation zone*
- Enter on a retest of an iFVG from the*
- ✓ *manipulation phase (Entry #1) or retest of Manipulation box (Entry #2)*
- ✓ *Stop loss at manipulation high/low*
- ✓ *Take profit at 2 STDV of manipulation leg if 2R+, otherwise target 4 STDV*

Remember, if any of the parameters are missing, the trade quality is reduced. Aim to only take A+ setups!

Examples





Now that you have a profitable strategy

it's time to practice! Luckily, we have a platform you can do that for FREE.

[Start backtesting for free](#)

What are you waiting for?

You have your strategy. Now all you have to do is test it! [Start collecting data on your new strategy for FREE by clicking here](#)

